Analytical Resources, Incorporated
Analytical Chemists and Consultants

10 August 2005

Dan Hennessy
Anchor Environmental, L.L.C.
1423 3rd Ave.
Suite 300
Seattle, WA 98101

RE: Client Project: 00010501/T2, KC Former Scott Mill
ARI Job No: IH28

Dear Dan:

Please find enclosed the original chain of custody records and the final data package for the samples from the project referenced above.Fifteen sediment samples were received on July 18, 2005. All samples were received intact and there were no discrepancies in the paperwork. The samples were analyzed for SVOAs, PCBs, total metals, grain size, Atterberg Limits, dioxins/furans and conventional parameters as requested. The test for dioxins/furans was sub-contracted to Eno River Labs in Durham, NC.

Problems associated with these analyses are discussed in the case narrative.

A copy of this package will be kept of file at ARI. If you have any questions or require additional information, please contact me at your convenience.

Sincerely,

ANALYTICAL RESOURCES, INC.

Mark D. Harris
Project Manager
206/695-6210
<mark@arilabs.com>

Enclosures

cc: files IH28

MDH/mdh

Chain of Custody
Documentation

prepared
for

ANCHOR ENVIRONMENTAL

KC FORMER SCOTT MILL , 00010501/T2

ARI JOB NO. IH28

prepared
by

Analytical Resources, Inc.

Chain of Custody Record & Laboratory Analysis Request

ARI Assigned Number: IH28	Turn-around Requested: per SOW
ARI Client Company: Anchor QEA	Phone: 206/287-9130
Client Contact: Dan Hennessy	
Client Project Name: KC former Scott Mill	
Client Project #: 00010501 / TZ	Samplers: DH/km/mm

Page: 1 of 4	
Date: 14Jul05	Ice Present? Y
No. of Coolers: 5	Cooler Temps: 0, 0, 2.6, 1, 1

Analytical Resources, Incorporated
Analytical Chemists and Consultants
4611 South 134th Place, Suite 100
Tukwila, WA 98168
206-695-6200 206-695-6201 (fax)

Sample ID	Date	Time	Matrix	No. Containers	Analysis Requested: Grain Size	TS / TOC	SVOC / PCB	Dioxin / Furan	Attorney Spec Limit	Metals			Notes/Comments
ANRI53DC-08A	13Jul05	1639	SS	5	X	X	X		X	X			
ANRI53DC-08B		1649		5	X	X	X		X	X			
ANRI53DC-08C		1650		4	X	X	X			X			
ANRI53DC-09A		1435		4	X	X	X			X			
ANRI53DC-09B		1438		4	X	X	X			X			
ANRI53DC-09C		1450		4	X	X	X			X			

000002

Comments/Special Instructions	Relinquished by: (Signature)	Received by: (Signature)	Relinquished by: (Signature)	Received by: (Signature)
	Printed Name: Daniel J. Hennessy	Printed Name: Bob Longleton	Printed Name:	Printed Name:
	Company: Anchor QEA LLC	Company: ARI	Company:	Company:
	Date & Time: 14Jul05 0820	Date & Time: 7/18/05 820	Date & Time:	Date & Time:

Limits of Liability: *ARI will perform all requested services in accordance with appropriate methodology following ARI Standard Operating Procedures and the ARI Quality Assurance Program. This program meets standards for the industry. The total liability of ARI, its officers, agents, employees, or successors, arising out of or in connection with the requested services, shall not exceed the Invoiced amount for said services. The acceptance by the client of a proposal for services by ARI release ARI from any liability in excess thereof, not withstanding any provision to the contrary in any contract, purchase order or co-signed agreement between ARI and the Client.*

Sample Retention Policy: All samples submitted to ARI will be appropriately discarded no sooner than 90 days after receipt or 60 days after submission of hardcopy data, whichever is longer, unless alternate retention schedules have been established by work-order or contract.

05-11881 / 11895

Chain of Custody Record & Laboratory Analysis Request

ARI Assigned Number:	Turn-around Requested: per SOW	Page: 2 of 4	
ARI Client Company: ANCHOR QEA	Phone: 206/287-9130	Date: 14 Jul 05	Ice Present? Y
Client Contact: DAN HENNESSY		No. of Coolers: 5	Cooler Temps: 0, 0, 2.5, 1, 1
Client Project Name: KC FORMER SCOTT MILL			
Client Project #: 00010501/TZ	Samplers: DH/KM/MM		

Analytical Resources, Incorporated
Analytical Chemists and Consultants
4611 South 134th Place, Suite 100
Tukwila, WA 98168
206-695-6200 206-695-6201 (fax)

Sample ID	Date	Time	Matrix	No. Containers	Analysis Requested: Grain Size	TS/TOC	SVOC/BEHs	Dioxin/Furan	Arsenic Retest	Metals			Notes/Comments
ANRIVSEDC-06A	14Jul05	1645	SED	4	X	X	X			X			
ANRIVSEDC-06B	14Jul05	1650		4	X	X	X			X			
ANRISEDC-06A		1415		4	X	X	X	O		X			
ANRISEDC-06B		1420		5	X	X	X		X	X			
ANRISEDC-06C		1425		5	X	X	X		X	X			
ANRISEDC-07A		1745		4	X	X	X		O	X			
ANRISEDC-07B		1750		4	X	X	X		O	X			
ANRISEDCZ-08A	13Jul05	1815		4	X	X	X			X			
ANRISEDCZ-08B	13Jul05	1805		3		X	X	X					

Comments/Special Instructions	Relinquished by: (Signature)	Received by: (Signature)	Relinquished by: (Signature)	Received by: (Signature)
	Printed Name: DANIEL P. HENNESSY	Printed Name: BOB CONGLETON	Printed Name:	Printed Name:
	Company: ANCHOR QEA LLC	Company: ARI	Company:	Company:
	Date & Time: 18 Jul 05 0820	Date & Time: 7/18/05 820	Date & Time:	Date & Time:

000003

Limits of Liability: *ARI will perform all requested services in accordance with appropriate methodology following ARI Standard Operating Procedures and the ARI Quality Assurance Program. This program meets standards for the industry. The total liability of ARI, its officers, agents, employees, or successors, arising out of or in connection with the requested services, shall not exceed the Invoiced amount for said services. The acceptance by the client of a proposal for services by ARI release ARI from any liability in excess thereof, not withstanding any provision to the contrary in any contract, purchase order or co-signed agreement between ARI and the Client.*

Sample Retention Policy: All samples submitted to ARI will be appropriately discarded no sooner than 90 days after receipt or 60 days after submission of hardcopy data, whichever is longer, unless alternate retention schedules have been established by work-order or contract.

Cooler Receipt Form

ANALYTICAL RESOURCES INCORPORATED

ARI Client: ANCHOR Project Name: KC FORMER SCOTT MILL

COC NO.: — Delivered By: HAND

Tracking NO.: — Date: 7/18/05

ARI Job No.: IH28 & IH29 Lims NO.: 05-11881 TO 05-11915

Preliminary Examination Phase:

1. Were intact, properly signed and dated custody seals attached
   To the outside of the cooler? ..... YES (NO)
2. Were custody papers included with the cooler ..... (YES) NO
3. Were custody papers properly filled out (ink, signed etc.)? ..... (YES) NO
4. Complete custody forms and attach all shipping documents ..... (OK) NA

Cooler Accepted BY: BC Conglet Date: 7/18/05 Time: 0820

Log-IN Phase:

5. Was a temperature blank include in the cooler? ..... YES (NO)
6. Record Cooler Temperature..... 0.0-2.5 °C
7. What kind of packing material was used? ..... ICE
8. Was sufficient ice used (if appropriate)? ..... (YES) NO
9. Were all bottles sealed in separate plastic bags? ..... YES (NO)
10. Did all bottles arrive in good condition (unbroken)? ..... (YES) NO
11. Were all bottle labels complete and legible? ..... (YES) NO
12. Did all bottle labels and tags agree with custody papers? ..... (YES) NO
13. Were all bottles used correct for the requested analyses? ..... (YES) NO
14. Do any of the analyses (bottles) require preservative?
    (If so, Preservation checklist must be attached) ..... YES (NO)
15. Were all VOA vials free of air bubbles? ..... ~~YES~~ NA ~~NO~~
16. Was sufficient amount of sample sent in each bottle? ..... (YES) NO
17. Notify Project Manager of any discrepancies or concerns..... (OK) NA

Cooler Opened By: BC Conglet Date: 7/18/05 Time 0820

Explain any discrepancies or negative responses:

FORGOT TO SELECT ATTERBERG FOR SAMPLES:
AN-RI-SEDC-07B
AN-RI-SEDC-07A
FORGOT TO SELECT DIOXINS & FURANS FOR SAMPLES: } RECEIVED JARS
AN-RI-SEDC-06A

FILTER-WIPE-050714 } DID NOT RECEIVE
FILTER-BLANK-050714 } EXTRA JARS

Case Narrative

prepared
for

ANCHOR ENVIRONMENTAL

KC FORMER SCOTT MILL , 00010501/T2

ARI JOB NO. IH28

prepared
by

Analytical Resources, Inc.

Analytical Resources, Incorporated
Analytical Chemists and Consultants

Case Narrative

Client: Anchor Environmental, L.L.C.
Client Project: 00010501/T2, KC Former Scott Mill
ARI Job No.: IH28
Matrix: Sediment
Date: 10 August 2005

Semivolatiles Analysis

All samples were initially extracted on 7/25/05 and they were analyzed on 8/3/05. The percent recoveries for the surrogates were low following the initial analysis of sample AN-RI-SEDC-02B. This sample was re-extracted on 8/3/05 and it was re-analyzed on 8/5/05. The percent recoveries for all surrogates were within established QC limits for the re-analysis. Since the re-extraction was not performed within holding time, the results for both analyses have been submitted for this sample.

The areas for one internal standard were low following the initial analysis of samples AN-RI-SEDC-08A and AN-RI-SEDC-06C. These samples were diluted and re-analyzed. The areas for all internal standards were within acceptable QC Limits for the re-analyses. The results for both analyses have been submitted for these samples.

A small amount of di-n-butylphthalate was detected in the method blank associated with these samples. Di-n-butylphthalate was detected in two samples associated with this blank. Since phthalates are common lab contaminants, no corrective actions were taken.

PCBs Analysis

All sample extracts were sulfur and acid cleaned prior to analysis.

These analyses proceeded without incident of note.

Conventionals Analysis

These analyses proceeded without incident of note.

Total Metals Analysis

These analyses proceeded without incident of note.

4611 South 134th Place, Suite 100 • Tukwila WA 98168 • **206-695-6200** • **206-695-6201** fax

Analytical Resources, Incorporated
Analytical Chemists and Consultants

Client: Anchor Environmental	Project No.: IH28
Client Project: 00010501/T2	

Case Narrative

1. The samples were submitted for grain size analysis according to PSEP methodology.
2. The samples were run in a single batch, and one sample was chosen for triplicate analysis. The triplicate data is reported on the QA summary.
3. The data is provided in summary tables and plots.
4. There were no other noted anomalies in the samples or methods on this project.

Approved by: _____ Date: 8/3/05
Title: Supervising Technician

4611 South 134th Place, Suite 100 • Tukwila WA 98168 • **206-695-6200** • **206-695-6201** fax

Analytical Resources, Incorporated
Analytical Chemists and Consultants

Client: Anchor Environmental	ARI Project No.: IH28
Client Project: 00010501/T2	

Case Narrative

1. Twelve samples were received on July 18, 2005, and were in good condition. Each sample was received in a 16 oz plastic jar.
2. The samples were tested for Atterberg limits according to ASTM D-4318 method A dry prep. The samples appeared to have noticeable amounts of silt and fine sand as well as clay. There were no perceived anomalies to the samples or testing.

Approved by: _____ Date: 8/3/05
Title: Supervising Technician

4611 South 134th Place, Suite 100 • Tukwila WA 98168 • **206-695-6200** • **206-695-6201** fax

Data Summary Package

prepared
for

ANCHOR ENVIRONMENTAL

KC FORMER SCOTT MILL , 00010501/T2

ARI JOB NO. IH28

prepared
by

Analytical Resources, Inc.

Analytical Resources, Incorporated
Analytical Chemists and Consultants

Case Narrative

Client: Anchor Environmental, L.L.C.
Client Project: 00010501/T2, KC Former Scott Mill
ARI Job No.: IH28
Matrix: Sediment
Date: 10 August 2005

Semivolatiles Analysis

All samples were initially extracted on 7/25/05 and they were analyzed on 8/3/05. The percent recoveries for the surrogates were low following the initial analysis of sample AN-RI-SEDC-02B. This sample was re-extracted on 8/3/05 and it was re-analyzed on 8/5/05. The percent recoveries for all surrogates were within established QC limits for the re-analysis. Since the re-extraction was not performed within holding time, the results for both analyses have been submitted for this sample.

The areas for one internal standard were low following the initial analysis of samples AN-RI-SEDC-08A and AN-RI-SEDC-06C. These samples were diluted and re-analyzed. The areas for all internal standards were within acceptable QC Limits for the re-analyses. The results for both analyses have been submitted for these samples.

A small amount of di-n-butylphthalate was detected in the method blank associated with these samples. Di-n-butylphthalate was detected in two samples associated with this blank. Since phthalates are common lab contaminants, no corrective actions were taken.

PCBs Analysis

All sample extracts were sulfur and acid cleaned prior to analysis.

These analyses proceeded without incident of note.

Conventionals Analysis

These analyses proceeded without incident of note.

Total Metals Analysis

These analyses proceeded without incident of note.

4611 South 134th Place, Suite 100 • Tukwila WA 98168 • **206-695-6200** • **206-695-6201** fax

Analytical Resources, Incorporated
Analytical Chemists and Consultants

Client: Anchor Environmental	Project No.: IH28
Client Project: 00010501/T2	

Case Narrative

1. The samples were submitted for grain size analysis according to PSEP methodology.
2. The samples were run in a single batch, and one sample was chosen for triplicate analysis. The triplicate data is reported on the QA summary.
3. The data is provided in summary tables and plots.
4. There were no other noted anomalies in the samples or methods on this project.

Approved by: _____ Date: 8/3/05
Title: Supervising Technician

4611 South 134th Place, Suite 100 • Tukwila WA 98168 • **206-695-6200** • **206-695-6201** fax

Analytical Resources, Incorporated
Analytical Chemists and Consultants

Client: Anchor Environmental	ARI Project No.: IH28
Client Project: 00010501/T2	

Case Narrative

1. Twelve samples were received on July 18, 2005, and were in good condition. Each sample was received in a 16 oz plastic jar.
2. The samples were tested for Atterberg limits according to ASTM D-4318 method A dry prep. The samples appeared to have noticeable amounts of silt and fine sand as well as clay. There were no perceived anomalies to the samples or testing.

Approved by: _____ Date: 8/3/05
Title: Supervising Technician

4611 South 134th Place, Suite 100 • Tukwila WA 98168 • **206-695-6200** • **206-695-6201** fax

SEMIVOLATILES

ANALYTICAL RESOURCES INCORPORATED

ORGANICS ANALYSIS DATA SHEET
PSDDA Semivolatiles by SW8270D GC/MS **Sample ID: AN-RI-SEDC-08A**
Page 1 of 1 **SAMPLE**

Lab Sample ID: IH28A
LIMS ID: 05-11881
Matrix: Sediment
Data Release Authorized:
Reported: 08/04/05

QC Report No: IH28-Anchor Environmental
Project: KC Former Scott Mill
00010501/T2
Date Sampled: 07/13/05
Date Received: 07/18/05

Date Extracted: 07/25/05
Date Analyzed: 08/03/05 05:41
Instrument/Analyst: NT4/LJR
GPC Cleanup: No

Sample Amount: 25.4 g-dry-wt
Final Extract Volume: 0.5 mL
Dilution Factor: 1.00
Percent Moisture: 61.4%
pH: 7.0

CAS Number	Analyte	RL	Result
108-95-2	Phenol	20	< 20 U
100-51-6	Benzyl Alcohol	20	< 20 U
95-48-7	2-Methylphenol	20	< 20 U
106-44-5	**4-Methylphenol**	**20**	**680**
67-72-1	Hexachloroethane	20	< 20 U
105-67-9	2,4-Dimethylphenol	20	< 20 U
65-85-0	Benzoic Acid	200	< 200 U
120-82-1	1,2,4-Trichlorobenzene	20	< 20 U
91-20-3	**Naphthalene**	**20**	**420**
87-68-3	Hexachlorobutadiene	20	< 20 U
91-57-6	**2-Methylnaphthalene**	**20**	**23**
131-11-3	Dimethylphthalate	20	< 20 U
208-96-8	**Acenaphthylene**	**20**	**50**
83-32-9	Acenaphthene	20	< 20 U
132-64-9	**Dibenzofuran**	**20**	**23**
84-66-2	Diethylphthalate	20	< 20 U
86-73-7	**Fluorene**	**20**	**32**
86-30-6	N-Nitrosodiphenylamine	20	< 20 U
87-86-5	Pentachlorophenol	98	< 98 U
85-01-8	**Phenanthrene**	**20**	**220**
120-12-7	**Anthracene**	**20**	**40**
84-74-2	Di-n-Butylphthalate	20	< 20 U
206-44-0	**Fluoranthene**	**20**	**280**
129-00-0	**Pyrene**	**20**	**290**
85-68-7	Butylbenzylphthalate	20	< 20 U
56-55-3	**Benzo(a)anthracene**	**20**	**72**
117-81-7	bis(2-Ethylhexyl)phthalate	20	< 20 U
218-01-9	**Chrysene**	**20**	**82**
117-84-0	Di-n-Octyl phthalate	20	< 20 U
205-99-2	**Benzo(b)fluoranthene**	**20**	**87**
207-08-9	**Benzo(k)fluoranthene**	**20**	**96**
50-32-8	**Benzo(a)pyrene**	**20**	**90**
193-39-5	**Indeno(1,2,3-cd)pyrene**	**20**	**43**
53-70-3	Dibenz(a,h)anthracene	20	< 20 U
191-24-2	**Benzo(g,h,i)perylene**	**20**	**38**

Reported in µg/kg (ppb)

Semivolatile Surrogate Recovery

d5-Nitrobenzene	59.6%	2-Fluorobiphenyl	61.2%
d14-p-Terphenyl	67.6%	d4-1,2-Dichlorobenzene	53.6%
d5-Phenol	60.3%	2-Fluorophenol	57.1%
2,4,6-Tribromophenol	71.2%	d4-2-Chlorophenol	61.1%

ANALYTICAL RESOURCES INCORPORATED

ORGANICS ANALYSIS DATA SHEET
PSDDA Semivolatiles by SW8270D GC/MS **Sample ID: AN-RI-SEDC-08A**
Page 1 of 1 **DILUTION**

Lab Sample ID: IH28A
LIMS ID: 05-11881
Matrix: Sediment
Data Release Authorized:
Reported: 08/05/05

QC Report No: IH28-Anchor Environmental
Project: KC Former Scott Mill
00010501/T2
Date Sampled: 07/13/05
Date Received: 07/18/05

Date Extracted: 07/25/05
Date Analyzed: 08/03/05 22:12
Instrument/Analyst: NT4/LJR
GPC Cleanup: No

Sample Amount: 25.4 g-dry-wt
Final Extract Volume: 0.5 mL
Dilution Factor: 3.00
Percent Moisture: 61.4%
pH: 7.0

CAS Number	Analyte	RL	Result
108-95-2	Phenol	59	< 59 U
100-51-6	Benzyl Alcohol	59	< 59 U
95-48-7	2-Methylphenol	59	< 59 U
106-44-5	**4-Methylphenol**	**59**	**690**
67-72-1	Hexachloroethane	59	< 59 U
105-67-9	**2,4-Dimethylphenol**	**59**	**92**
65-85-0	Benzoic Acid	590	< 590 U
120-82-1	1,2,4-Trichlorobenzene	59	< 59 U
91-20-3	**Naphthalene**	**59**	**430**
87-68-3	Hexachlorobutadiene	59	< 59 U
91-57-6	**2-Methylnaphthalene**	**59**	**58 J**
131-11-3	Dimethylphthalate	59	< 59 U
208-96-8	**Acenaphthylene**	**59**	**47 J**
83-32-9	Acenaphthene	59	< 59 U
132-64-9	**Dibenzofuran**	**59**	**30 J**
84-66-2	Diethylphthalate	59	< 59 U
86-73-7	**Fluorene**	**59**	**41 J**
86-30-6	N-Nitrosodiphenylamine	59	< 59 U
87-86-5	Pentachlorophenol	300	< 300 U
85-01-8	**Phenanthrene**	**59**	**230**
120-12-7	**Anthracene**	**59**	**48 J**
84-74-2	Di-n-Butylphthalate	59	< 59 U
206-44-0	**Fluoranthene**	**59**	**250**
129-00-0	**Pyrene**	**59**	**240**
85-68-7	Butylbenzylphthalate	59	< 59 U
56-55-3	**Benzo(a)anthracene**	**59**	**66**
117-81-7	bis(2-Ethylhexyl)phthalate	59	< 59 U
218-01-9	**Chrysene**	**59**	**80**
117-84-0	Di-n-Octyl phthalate	59	< 59 U
205-99-2	**Benzo(b)fluoranthene**	**59**	**71**
207-08-9	**Benzo(k)fluoranthene**	**59**	**63**
50-32-8	**Benzo(a)pyrene**	**59**	**82**
193-39-5	**Indeno(1,2,3-cd)pyrene**	**59**	**60**
53-70-3	Dibenz(a,h)anthracene	59	< 59 U
191-24-2	**Benzo(g,h,i)perylene**	**59**	**75**

Reported in µg/kg (ppb)

Semivolatile Surrogate Recovery

d5-Nitrobenzene	55.2%	2-Fluorobiphenyl	55.0%
d14-p-Terphenyl	57.5%	d4-1,2-Dichlorobenzene	47.9%
d5-Phenol	57.2%	2-Fluorophenol	58.2%
2,4,6-Tribromophenol	64.6%	d4-2-Chlorophenol	57.4%

ANALYTICAL RESOURCES INCORPORATED

ORGANICS ANALYSIS DATA SHEET
PSDDA Semivolatiles by SW8270D GC/MS **Sample ID: AN-RI-SEDC-08B**
Page 1 of 1 **SAMPLE**

Lab Sample ID: IH28B
LIMS ID: 05-11882
Matrix: Sediment
Data Release Authorized:
Reported: 08/04/05

QC Report No: IH28-Anchor Environmental
Project: KC Former Scott Mill
00010501/T2
Date Sampled: 07/13/05
Date Received: 07/18/05

Date Extracted: 07/25/05
Date Analyzed: 08/03/05 06:14
Instrument/Analyst: NT4/LJR
GPC Cleanup: No

Sample Amount: 25.5 g-dry-wt
Final Extract Volume: 0.5 mL
Dilution Factor: 1.00
Percent Moisture: 48.4%
pH: 7.2

CAS Number	Analyte	RL	Result
108-95-2	Phenol	20	< 20 U
100-51-6	Benzyl Alcohol	20	< 20 U
95-48-7	2-Methylphenol	20	< 20 U
106-44-5	**4-Methylphenol**	**20**	**56**
67-72-1	Hexachloroethane	20	< 20 U
105-67-9	2,4-Dimethylphenol	20	< 20 U
65-85-0	Benzoic Acid	200	< 200 U
120-82-1	1,2,4-Trichlorobenzene	20	< 20 U
91-20-3	**Naphthalene**	**20**	**91**
87-68-3	Hexachlorobutadiene	20	< 20 U
91-57-6	2-Methylnaphthalene	20	< 20 U
131-11-3	Dimethylphthalate	20	< 20 U
208-96-8	Acenaphthylene	20	< 20 U
83-32-9	Acenaphthene	20	< 20 U
132-64-9	Dibenzofuran	20	< 20 U
84-66-2	Diethylphthalate	20	< 20 U
86-73-7	Fluorene	20	< 20 U
86-30-6	N-Nitrosodiphenylamine	20	< 20 U
87-86-5	Pentachlorophenol	98	< 98 U
85-01-8	**Phenanthrene**	**20**	**71**
120-12-7	Anthracene	20	< 20 U
84-74-2	Di-n-Butylphthalate	20	< 20 U
206-44-0	**Fluoranthene**	**20**	**98**
129-00-0	**Pyrene**	**20**	**95**
85-68-7	**Butylbenzylphthalate**	**20**	**23**
56-55-3	**Benzo(a)anthracene**	**20**	**24**
117-81-7	bis(2-Ethylhexyl)phthalate	20	< 20 U
218-01-9	**Chrysene**	**20**	**28**
117-84-0	Di-n-Octyl phthalate	20	< 20 U
205-99-2	**Benzo(b)fluoranthene**	**20**	**40**
207-08-9	**Benzo(k)fluoranthene**	**20**	**40**
50-32-8	**Benzo(a)pyrene**	**20**	**34**
193-39-5	Indeno(1,2,3-cd)pyrene	20	< 20 U
53-70-3	Dibenz(a,h)anthracene	20	< 20 U
191-24-2	Benzo(g,h,i)perylene	20	< 20 U

Reported in µg/kg (ppb)

Semivolatile Surrogate Recovery

d5-Nitrobenzene	59.6%	2-Fluorobiphenyl	64.8%
d14-p-Terphenyl	70.8%	d4-1,2-Dichlorobenzene	49.2%
d5-Phenol	58.7%	2-Fluorophenol	57.1%
2,4,6-Tribromophenol	76.8%	d4-2-Chlorophenol	60.5%

ANALYTICAL RESOURCES INCORPORATED

ORGANICS ANALYSIS DATA SHEET
PSDDA Semivolatiles by SW8270D GC/MS
Page 1 of 1

Sample ID: AN-RI-SEDC-08C
SAMPLE

Lab Sample ID: IH28C
LIMS ID: 05-11883
Matrix: Sediment
Data Release Authorized:
Reported: 08/04/05

QC Report No: IH28-Anchor Environmental
Project: KC Former Scott Mill
00010501/T2
Date Sampled: 07/13/05
Date Received: 07/18/05

Date Extracted: 07/25/05
Date Analyzed: 08/03/05 06:46
Instrument/Analyst: NT4/LJR
GPC Cleanup: No

Sample Amount: 26.0 g-dry-wt
Final Extract Volume: 0.5 mL
Dilution Factor: 1.00
Percent Moisture: 31.2%
pH: 7.8

CAS Number	Analyte	RL	Result
108-95-2	Phenol	19	< 19 U
100-51-6	Benzyl Alcohol	19	< 19 U
95-48-7	2-Methylphenol	19	< 19 U
106-44-5	4-Methylphenol	19	< 19 U
67-72-1	Hexachloroethane	19	< 19 U
105-67-9	2,4-Dimethylphenol	19	< 19 U
65-85-0	Benzoic Acid	190	< 190 U
120-82-1	1,2,4-Trichlorobenzene	19	< 19 U
91-20-3	Naphthalene	19	< 19 U
87-68-3	Hexachlorobutadiene	19	< 19 U
91-57-6	2-Methylnaphthalene	19	< 19 U
131-11-3	Dimethylphthalate	19	< 19 U
208-96-8	Acenaphthylene	19	< 19 U
83-32-9	Acenaphthene	19	< 19 U
132-64-9	Dibenzofuran	19	< 19 U
84-66-2	Diethylphthalate	19	< 19 U
86-73-7	Fluorene	19	< 19 U
86-30-6	N-Nitrosodiphenylamine	19	< 19 U
87-86-5	Pentachlorophenol	96	< 96 U
85-01-8	Phenanthrene	19	< 19 U
120-12-7	Anthracene	19	< 19 U
84-74-2	Di-n-Butylphthalate	19	< 19 U
206-44-0	Fluoranthene	19	< 19 U
129-00-0	Pyrene	19	< 19 U
85-68-7	Butylbenzylphthalate	19	< 19 U
56-55-3	Benzo(a)anthracene	19	< 19 U
117-81-7	bis(2-Ethylhexyl)phthalate	19	< 19 U
218-01-9	Chrysene	19	< 19 U
117-84-0	Di-n-Octyl phthalate	19	< 19 U
205-99-2	Benzo(b)fluoranthene	19	< 19 U
207-08-9	Benzo(k)fluoranthene	19	< 19 U
50-32-8	Benzo(a)pyrene	19	< 19 U
193-39-5	Indeno(1,2,3-cd)pyrene	19	< 19 U
53-70-3	Dibenz(a,h)anthracene	19	< 19 U
191-24-2	Benzo(g,h,i)perylene	19	< 19 U

Reported in µg/kg (ppb)

Semivolatile Surrogate Recovery

d5-Nitrobenzene	48.4%	2-Fluorobiphenyl	52.4%
d14-p-Terphenyl	57.6%	d4-1,2-Dichlorobenzene	44.0%
d5-Phenol	46.1%	2-Fluorophenol	50.4%
2,4,6-Tribromophenol	61.1%	d4-2-Chlorophenol	48.5%

ANALYTICAL RESOURCES INCORPORATED

ORGANICS ANALYSIS DATA SHEET
PSDDA Semivolatiles by SW8270D GC/MS **Sample ID: AN-RI-SEDC-09A**
Page 1 of 1 **SAMPLE**

Lab Sample ID: IH28D
LIMS ID: 05-11884
Matrix: Sediment
Data Release Authorized:
Reported: 08/04/05

QC Report No: IH28-Anchor Environmental
Project: KC Former Scott Mill
00010501/T2
Date Sampled: 07/13/05
Date Received: 07/18/05

Date Extracted: 07/25/05
Date Analyzed: 08/03/05 07:19
Instrument/Analyst: NT4/LJR
GPC Cleanup: No

Sample Amount: 25.8 g-dry-wt
Final Extract Volume: 0.5 mL
Dilution Factor: 1.00
Percent Moisture: 33.6%
pH: 7.3

CAS Number	Analyte	RL	Result
108-95-2	Phenol	19	< 19 U
100-51-6	Benzyl Alcohol	19	< 19 U
95-48-7	2-Methylphenol	19	< 19 U
106-44-5	**4-Methylphenol**	**19**	**320**
67-72-1	Hexachloroethane	19	< 19 U
105-67-9	2,4-Dimethylphenol	19	< 19 U
65-85-0	Benzoic Acid	190	< 190 U
120-82-1	1,2,4-Trichlorobenzene	19	< 19 U
91-20-3	**Naphthalene**	**19**	**59**
87-68-3	Hexachlorobutadiene	19	< 19 U
91-57-6	2-Methylnaphthalene	19	< 19 U
131-11-3	Dimethylphthalate	19	< 19 U
208-96-8	Acenaphthylene	19	< 19 U
83-32-9	Acenaphthene	19	< 19 U
132-64-9	Dibenzofuran	19	< 19 U
84-66-2	Diethylphthalate	19	< 19 U
86-73-7	Fluorene	19	< 19 U
86-30-6	N-Nitrosodiphenylamine	19	< 19 U
87-86-5	Pentachlorophenol	97	< 97 U
85-01-8	**Phenanthrene**	**19**	**30**
120-12-7	Anthracene	19	< 19 U
84-74-2	Di-n-Butylphthalate	19	< 19 U
206-44-0	**Fluoranthene**	**19**	**43**
129-00-0	**Pyrene**	**19**	**38**
85-68-7	Butylbenzylphthalate	19	< 19 U
56-55-3	Benzo(a)anthracene	19	< 19 U
117-81-7	bis(2-Ethylhexyl)phthalate	19	< 19 U
218-01-9	Chrysene	19	< 19 U
117-84-0	Di-n-Octyl phthalate	19	< 19 U
205-99-2	Benzo(b)fluoranthene	19	< 19 U
207-08-9	Benzo(k)fluoranthene	19	< 19 U
50-32-8	Benzo(a)pyrene	19	< 19 U
193-39-5	Indeno(1,2,3-cd)pyrene	19	< 19 U
53-70-3	Dibenz(a,h)anthracene	19	< 19 U
191-24-2	Benzo(g,h,i)perylene	19	< 19 U

Reported in µg/kg (ppb)

Semivolatile Surrogate Recovery

d5-Nitrobenzene	63.2%	2-Fluorobiphenyl	66.0%
d14-p-Terphenyl	71.6%	d4-1,2-Dichlorobenzene	56.8%
d5-Phenol	59.2%	2-Fluorophenol	64.3%
2,4,6-Tribromophenol	75.2%	d4-2-Chlorophenol	63.2%

ANALYTICAL RESOURCES INCORPORATED

ORGANICS ANALYSIS DATA SHEET
PSDDA Semivolatiles by SW8270D GC/MS
Page 1 of 1

Sample ID: AN-RI-SEDC-09B
SAMPLE

Lab Sample ID: IH28E
LIMS ID: 05-11885
Matrix: Sediment
Data Release Authorized:
Reported: 08/04/05

QC Report No: IH28-Anchor Environmental
Project: KC Former Scott Mill
00010501/T2
Date Sampled: 07/13/05
Date Received: 07/18/05

Date Extracted: 07/25/05
Date Analyzed: 08/03/05 01:19
Instrument/Analyst: NT4/LJR
GPC Cleanup: No

Sample Amount: 25.4 g-dry-wt
Final Extract Volume: 0.5 mL
Dilution Factor: 1.00
Percent Moisture: 25.7%
pH: 7.8

CAS Number	Analyte	RL	Result
108-95-2	Phenol	20	< 20 U
100-51-6	Benzyl Alcohol	20	< 20 U
95-48-7	2-Methylphenol	20	< 20 U
106-44-5	4-Methylphenol	20	< 20 U
67-72-1	Hexachloroethane	20	< 20 U
105-67-9	2,4-Dimethylphenol	20	< 20 U
65-85-0	Benzoic Acid	200	< 200 U
120-82-1	1,2,4-Trichlorobenzene	20	< 20 U
91-20-3	Naphthalene	20	< 20 U
87-68-3	Hexachlorobutadiene	20	< 20 U
91-57-6	2-Methylnaphthalene	20	< 20 U
131-11-3	Dimethylphthalate	20	< 20 U
208-96-8	Acenaphthylene	20	< 20 U
83-32-9	Acenaphthene	20	< 20 U
132-64-9	Dibenzofuran	20	< 20 U
84-66-2	Diethylphthalate	20	< 20 U
86-73-7	Fluorene	20	< 20 U
86-30-6	N-Nitrosodiphenylamine	20	< 20 U
87-86-5	Pentachlorophenol	98	< 98 U
85-01-8	Phenanthrene	20	< 20 U
120-12-7	Anthracene	20	< 20 U
84-74-2	**Di-n-Butylphthalate**	**20**	**62 B**
206-44-0	Fluoranthene	20	< 20 U
129-00-0	Pyrene	20	< 20 U
85-68-7	Butylbenzylphthalate	20	< 20 U
56-55-3	Benzo(a)anthracene	20	< 20 U
117-81-7	bis(2-Ethylhexyl)phthalate	20	< 20 U
218-01-9	Chrysene	20	< 20 U
117-84-0	Di-n-Octyl phthalate	20	< 20 U
205-99-2	Benzo(b)fluoranthene	20	< 20 U
207-08-9	Benzo(k)fluoranthene	20	< 20 U
50-32-8	Benzo(a)pyrene	20	< 20 U
193-39-5	Indeno(1,2,3-cd)pyrene	20	< 20 U
53-70-3	Dibenz(a,h)anthracene	20	< 20 U
191-24-2	Benzo(g,h,i)perylene	20	< 20 U

Reported in µg/kg (ppb)

Semivolatile Surrogate Recovery

d5-Nitrobenzene	60.0%	2-Fluorobiphenyl	63.2%
d14-p-Terphenyl	63.6%	d4-1,2-Dichlorobenzene	52.4%
d5-Phenol	60.5%	2-Fluorophenol	63.5%
2,4,6-Tribromophenol	69.9%	d4-2-Chlorophenol	61.3%

ANALYTICAL RESOURCES INCORPORATED

ORGANICS ANALYSIS DATA SHEET
PSDDA Semivolatiles by SW8270D GC/MS
Page 1 of 1

Sample ID: AN-RI-SEDC-09C
SAMPLE

Lab Sample ID: IH28F
LIMS ID: 05-11886
Matrix: Sediment
Data Release Authorized:
Reported: 08/04/05

QC Report No: IH28-Anchor Environmental
Project: KC Former Scott Mill
00010501/T2
Date Sampled: 07/13/05
Date Received: 07/18/05

Date Extracted: 07/25/05
Date Analyzed: 08/03/05 01:52
Instrument/Analyst: NT4/LJR
GPC Cleanup: No

Sample Amount: 25.6 g-dry-wt
Final Extract Volume: 0.5 mL
Dilution Factor: 1.00
Percent Moisture: 13.3%
pH: 8.0

CAS Number	Analyte	RL	Result
108-95-2	Phenol	20	< 20 U
100-51-6	Benzyl Alcohol	20	< 20 U
95-48-7	2-Methylphenol	20	< 20 U
106-44-5	4-Methylphenol	20	< 20 U
67-72-1	Hexachloroethane	20	< 20 U
105-67-9	2,4-Dimethylphenol	20	< 20 U
65-85-0	Benzoic Acid	200	< 200 U
120-82-1	1,2,4-Trichlorobenzene	20	< 20 U
91-20-3	Naphthalene	20	< 20 U
87-68-3	Hexachlorobutadiene	20	< 20 U
91-57-6	2-Methylnaphthalene	20	< 20 U
131-11-3	Dimethylphthalate	20	< 20 U
208-96-8	Acenaphthylene	20	< 20 U
83-32-9	Acenaphthene	20	< 20 U
132-64-9	Dibenzofuran	20	< 20 U
84-66-2	Diethylphthalate	20	< 20 U
86-73-7	Fluorene	20	< 20 U
86-30-6	N-Nitrosodiphenylamine	20	< 20 U
87-86-5	Pentachlorophenol	98	< 98 U
85-01-8	Phenanthrene	20	< 20 U
120-12-7	Anthracene	20	< 20 U
84-74-2	Di-n-Butylphthalate	20	< 20 U
206-44-0	Fluoranthene	20	< 20 U
129-00-0	Pyrene	20	< 20 U
85-68-7	Butylbenzylphthalate	20	< 20 U
56-55-3	Benzo(a)anthracene	20	< 20 U
117-81-7	bis(2-Ethylhexyl)phthalate	20	< 20 U
218-01-9	Chrysene	20	< 20 U
117-84-0	Di-n-Octyl phthalate	20	< 20 U
205-99-2	Benzo(b)fluoranthene	20	< 20 U
207-08-9	Benzo(k)fluoranthene	20	< 20 U
50-32-8	Benzo(a)pyrene	20	< 20 U
193-39-5	Indeno(1,2,3-cd)pyrene	20	< 20 U
53-70-3	Dibenz(a,h)anthracene	20	< 20 U
191-24-2	Benzo(g,h,i)perylene	20	< 20 U

Reported in µg/kg (ppb)

Semivolatile Surrogate Recovery

d5-Nitrobenzene	62.8%	2-Fluorobiphenyl	67.6%
d14-p-Terphenyl	69.2%	d4-1,2-Dichlorobenzene	58.4%
d5-Phenol	63.5%	2-Fluorophenol	65.1%
2,4,6-Tribromophenol	72.3%	d4-2-Chlorophenol	65.3%

ANALYTICAL RESOURCES INCORPORATED

ORGANICS ANALYSIS DATA SHEET
PSDDA Semivolatiles by SW8270D GC/MS **Sample ID: AN-RI-SEDC-02A**
Page 1 of 1 **SAMPLE**

Lab Sample ID: IH28G
LIMS ID: 05-11887
Matrix: Sediment
Data Release Authorized:
Reported: 08/04/05

QC Report No: IH28-Anchor Environmental
Project: KC Former Scott Mill
00010501/T2
Date Sampled: 07/14/05
Date Received: 07/18/05

Date Extracted: 07/25/05
Date Analyzed: 08/03/05 03:30
Instrument/Analyst: NT4/LJR
GPC Cleanup: No

Sample Amount: 25.9 g-dry-wt
Final Extract Volume: 0.5 mL
Dilution Factor: 1.00
Percent Moisture: 20.0%
pH: 7.5

CAS Number	Analyte	RL	Result
108-95-2	Phenol	19	< 19 U
100-51-6	Benzyl Alcohol	19	< 19 U
95-48-7	2-Methylphenol	19	< 19 U
106-44-5	4-Methylphenol	19	< 19 U
67-72-1	Hexachloroethane	19	< 19 U
105-67-9	2,4-Dimethylphenol	19	< 19 U
65-85-0	Benzoic Acid	190	< 190 U
120-82-1	1,2,4-Trichlorobenzene	19	< 19 U
91-20-3	Naphthalene	19	< 19 U
87-68-3	Hexachlorobutadiene	19	< 19 U
91-57-6	2-Methylnaphthalene	19	< 19 U
131-11-3	Dimethylphthalate	19	< 19 U
208-96-8	Acenaphthylene	19	< 19 U
83-32-9	Acenaphthene	19	< 19 U
132-64-9	Dibenzofuran	19	< 19 U
84-66-2	Diethylphthalate	19	< 19 U
86-73-7	Fluorene	19	< 19 U
86-30-6	N-Nitrosodiphenylamine	19	< 19 U
87-86-5	Pentachlorophenol	97	< 97 U
85-01-8	Phenanthrene	19	< 19 U
120-12-7	Anthracene	19	< 19 U
84-74-2	**Di-n-Butylphthalate**	**19**	**28 B**
206-44-0	**Fluoranthene**	**19**	**41**
129-00-0	**Pyrene**	**19**	**22**
85-68-7	Butylbenzylphthalate	19	< 19 U
56-55-3	Benzo(a)anthracene	19	< 19 U
117-81-7	**bis(2-Ethylhexyl)phthalate**	**19**	**41**
218-01-9	Chrysene	19	< 19 U
117-84-0	Di-n-Octyl phthalate	19	< 19 U
205-99-2	Benzo(b)fluoranthene	19	< 19 U
207-08-9	Benzo(k)fluoranthene	19	< 19 U
50-32-8	Benzo(a)pyrene	19	< 19 U
193-39-5	Indeno(1,2,3-cd)pyrene	19	< 19 U
53-70-3	Dibenz(a,h)anthracene	19	< 19 U
191-24-2	Benzo(g,h,i)perylene	19	< 19 U

Reported in µg/kg (ppb)

Semivolatile Surrogate Recovery

d5-Nitrobenzene	65.6%	2-Fluorobiphenyl	67.2%
d14-p-Terphenyl	64.8%	d4-1,2-Dichlorobenzene	55.2%
d5-Phenol	62.9%	2-Fluorophenol	68.0%
2,4,6-Tribromophenol	70.7%	d4-2-Chlorophenol	65.9%

ANALYTICAL RESOURCES INCORPORATED

ORGANICS ANALYSIS DATA SHEET
PSDDA Semivolatiles by SW8270D GC/MS **Sample ID: AN-RI-SEDC-02B**
Page 1 of 1 **SAMPLE**

Lab Sample ID: IH28H
LIMS ID: 05-11888
Matrix: Sediment
Data Release Authorized:
Reported: 08/04/05

QC Report No: IH28-Anchor Environmental
Project: KC Former Scott Mill
00010501/T2
Date Sampled: 07/14/05
Date Received: 07/18/05

Date Extracted: 07/25/05
Date Analyzed: 08/03/05 04:03
Instrument/Analyst: NT4/LJR
GPC Cleanup: No

Sample Amount: 26.0 g-dry-wt
Final Extract Volume: 0.5 mL
Dilution Factor: 1.00
Percent Moisture: 15.3%
pH: 8.2

CAS Number	Analyte	RL	Result
108-95-2	Phenol	19	< 19 U
100-51-6	Benzyl Alcohol	19	< 19 U
95-48-7	2-Methylphenol	19	< 19 U
106-44-5	4-Methylphenol	19	< 19 U
67-72-1	Hexachloroethane	19	< 19 U
105-67-9	2,4-Dimethylphenol	19	< 19 U
65-85-0	Benzoic Acid	190	< 190 U
120-82-1	1,2,4-Trichlorobenzene	19	< 19 U
91-20-3	Naphthalene	19	< 19 U
87-68-3	Hexachlorobutadiene	19	< 19 U
91-57-6	2-Methylnaphthalene	19	< 19 U
131-11-3	Dimethylphthalate	19	< 19 U
208-96-8	Acenaphthylene	19	< 19 U
83-32-9	Acenaphthene	19	< 19 U
132-64-9	Dibenzofuran	19	< 19 U
84-66-2	Diethylphthalate	19	< 19 U
86-73-7	Fluorene	19	< 19 U
86-30-6	N-Nitrosodiphenylamine	19	< 19 U
87-86-5	Pentachlorophenol	96	< 96 U
85-01-8	Phenanthrene	19	< 19 U
120-12-7	Anthracene	19	< 19 U
84-74-2	Di-n-Butylphthalate	19	< 19 U
206-44-0	Fluoranthene	19	< 19 U
129-00-0	Pyrene	19	< 19 U
85-68-7	Butylbenzylphthalate	19	< 19 U
56-55-3	Benzo(a)anthracene	19	< 19 U
117-81-7	bis(2-Ethylhexyl)phthalate	19	< 19 U
218-01-9	Chrysene	19	< 19 U
117-84-0	Di-n-Octyl phthalate	19	< 19 U
205-99-2	Benzo(b)fluoranthene	19	< 19 U
207-08-9	Benzo(k)fluoranthene	19	< 19 U
50-32-8	Benzo(a)pyrene	19	< 19 U
193-39-5	Indeno(1,2,3-cd)pyrene	19	< 19 U
53-70-3	Dibenz(a,h)anthracene	19	< 19 U
191-24-2	Benzo(g,h,i)perylene	19	< 19 U

Reported in µg/kg (ppb)

Semivolatile Surrogate Recovery

d5-Nitrobenzene	58.0%	2-Fluorobiphenyl	60.4%
d14-p-Terphenyl	62.4%	d4-1,2-Dichlorobenzene	51.6%
d5-Phenol	45.1%	2-Fluorophenol	20.1%
2,4,6-Tribromophenol	24.6%	d4-2-Chlorophenol	32.5%

ANALYTICAL RESOURCES INCORPORATED

ORGANICS ANALYSIS DATA SHEET
PSDDA Semivolatiles by SW8270D GC/MS **Sample ID: AN-RI-SEDC-02B**
Page 1 of 1 **REEXTRACT**

Lab Sample ID: IH28H
LIMS ID: 05-11888
Matrix: Sediment
Data Release Authorized:
Reported: 08/08/05

QC Report No: IH28-Anchor Environmental
Project: KC Former Scott Mill
00010501/T2
Date Sampled: 07/14/05
Date Received: 07/18/05

Date Extracted: 08/03/05
Date Analyzed: 08/05/05 19:12
Instrument/Analyst: NT6/LJR
GPC Cleanup: No

Sample Amount: 26.0 g-dry-wt
Final Extract Volume: 0.5 mL
Dilution Factor: 1.00
Percent Moisture: 15.3%
pH: 8.2

CAS Number	Analyte	RL	Result
108-95-2	Phenol	19	< 19 U
100-51-6	Benzyl Alcohol	19	< 19 U
95-48-7	2-Methylphenol	19	< 19 U
106-44-5	4-Methylphenol	19	< 19 U
67-72-1	Hexachloroethane	19	< 19 U
105-67-9	2,4-Dimethylphenol	19	< 19 U
65-85-0	Benzoic Acid	190	< 190 U
120-82-1	1,2,4-Trichlorobenzene	19	< 19 U
91-20-3	Naphthalene	19	< 19 U
87-68-3	Hexachlorobutadiene	19	< 19 U
91-57-6	2-Methylnaphthalene	19	< 19 U
131-11-3	Dimethylphthalate	19	< 19 U
208-96-8	Acenaphthylene	19	< 19 U
83-32-9	Acenaphthene	19	< 19 U
132-64-9	Dibenzofuran	19	< 19 U
84-66-2	Diethylphthalate	19	< 19 U
86-73-7	Fluorene	19	< 19 U
86-30-6	N-Nitrosodiphenylamine	19	< 19 U
87-86-5	Pentachlorophenol	96	< 96 U
85-01-8	Phenanthrene	19	< 19 U
120-12-7	Anthracene	19	< 19 U
84-74-2	**Di-n-Butylphthalate**	**19**	**43 B**
206-44-0	Fluoranthene	19	< 19 U
129-00-0	Pyrene	19	< 19 U
85-68-7	Butylbenzylphthalate	19	< 19 U
56-55-3	Benzo(a)anthracene	19	< 19 U
117-81-7	bis(2-Ethylhexyl)phthalate	19	< 19 U
218-01-9	Chrysene	19	< 19 U
117-84-0	Di-n-Octyl phthalate	19	< 19 U
205-99-2	Benzo(b)fluoranthene	19	< 19 U
207-08-9	Benzo(k)fluoranthene	19	< 19 U
50-32-8	Benzo(a)pyrene	19	< 19 U
193-39-5	Indeno(1,2,3-cd)pyrene	19	< 19 U
53-70-3	Dibenz(a,h)anthracene	19	< 19 U
191-24-2	Benzo(g,h,i)perylene	19	< 19 U

Reported in µg/kg (ppb)

Semivolatile Surrogate Recovery

d5-Nitrobenzene	62.4%	2-Fluorobiphenyl	63.2%
d14-p-Terphenyl	60.8%	d4-1,2-Dichlorobenzene	50.8%
d5-Phenol	60.8%	2-Fluorophenol	36.8%
2,4,6-Tribromophenol	37.3%	d4-2-Chlorophenol	52.0%

ANALYTICAL RESOURCES INCORPORATED

ORGANICS ANALYSIS DATA SHEET
PSDDA Semivolatiles by SW8270D GC/MS **Sample ID: AN-RI-SEDC-06A**
Page 1 of 1 **SAMPLE**

Lab Sample ID: IH28I
LIMS ID: 05-11889
Matrix: Sediment
Data Release Authorized:
Reported: 08/04/05

QC Report No: IH28-Anchor Environmental
Project: KC Former Scott Mill
00010501/T2
Date Sampled: 07/14/05
Date Received: 07/18/05

Date Extracted: 07/25/05
Date Analyzed: 08/03/05 04:36
Instrument/Analyst: NT4/LJR
GPC Cleanup: No

Sample Amount: 18.7 g-dry-wt
Final Extract Volume: 0.5 mL
Dilution Factor: 1.00
Percent Moisture: 57.8%
pH: 7.2

CAS Number	Analyte	RL	Result
108-95-2	Phenol	27	< 27 U
100-51-6	Benzyl Alcohol	27	< 27 U
95-48-7	2-Methylphenol	27	< 27 U
106-44-5	**4-Methylphenol**	**27**	**60**
67-72-1	Hexachloroethane	27	< 27 U
105-67-9	2,4-Dimethylphenol	27	< 27 U
65-85-0	Benzoic Acid	270	< 270 U
120-82-1	1,2,4-Trichlorobenzene	27	< 27 U
91-20-3	**Naphthalene**	**27**	**32**
87-68-3	Hexachlorobutadiene	27	< 27 U
91-57-6	2-Methylnaphthalene	27	< 27 U
131-11-3	Dimethylphthalate	27	< 27 U
208-96-8	Acenaphthylene	27	< 27 U
83-32-9	Acenaphthene	27	< 27 U
132-64-9	Dibenzofuran	27	< 27 U
84-66-2	Diethylphthalate	27	< 27 U
86-73-7	Fluorene	27	< 27 U
86-30-6	N-Nitrosodiphenylamine	27	< 27 U
87-86-5	Pentachlorophenol	130	< 130 U
85-01-8	**Phenanthrene**	**27**	**49**
120-12-7	Anthracene	27	< 27 U
84-74-2	Di-n-Butylphthalate	27	< 27 U
206-44-0	**Fluoranthene**	**27**	**120**
129-00-0	**Pyrene**	**27**	**100**
85-68-7	Butylbenzylphthalate	27	< 27 U
56-55-3	**Benzo(a)anthracene**	**27**	**71**
117-81-7	bis(2-Ethylhexyl)phthalate	27	< 27 U
218-01-9	**Chrysene**	**27**	**84**
117-84-0	Di-n-Octyl phthalate	27	< 27 U
205-99-2	**Benzo(b)fluoranthene**	**27**	**85**
207-08-9	**Benzo(k)fluoranthene**	**27**	**110**
50-32-8	**Benzo(a)pyrene**	**27**	**98**
193-39-5	**Indeno(1,2,3-cd)pyrene**	**27**	**43**
53-70-3	Dibenz(a,h)anthracene	27	< 27 U
191-24-2	**Benzo(g,h,i)perylene**	**27**	**37**

Reported in µg/kg (ppb)

Semivolatile Surrogate Recovery

d5-Nitrobenzene	62.0%	2-Fluorobiphenyl	62.0%
d14-p-Terphenyl	62.4%	d4-1,2-Dichlorobenzene	51.2%
d5-Phenol	57.9%	2-Fluorophenol	62.7%
2,4,6-Tribromophenol	67.7%	d4-2-Chlorophenol	61.9%

ANALYTICAL RESOURCES INCORPORATED

ORGANICS ANALYSIS DATA SHEET
PSDDA Semivolatiles by SW8270D GC/MS **Sample ID: AN-RI-SEDC-06B**
Page 1 of 1 **SAMPLE**

Lab Sample ID: IH28J
LIMS ID: 05-11890
Matrix: Sediment
Data Release Authorized:
Reported: 08/04/05

QC Report No: IH28-Anchor Environmental
Project: KC Former Scott Mill
00010501/T2
Date Sampled: 07/14/05
Date Received: 07/18/05

Date Extracted: 07/25/05
Date Analyzed: 08/03/05 05:08
Instrument/Analyst: NT4/LJR
GPC Cleanup: No

Sample Amount: 25.7 g-dry-wt
Final Extract Volume: 0.5 mL
Dilution Factor: 1.00
Percent Moisture: 34.8%
pH: 7.6

CAS Number	Analyte	RL	Result
108-95-2	Phenol	19	< 19 U
100-51-6	Benzyl Alcohol	19	< 19 U
95-48-7	2-Methylphenol	19	< 19 U
106-44-5	**4-Methylphenol**	**19**	**23**
67-72-1	Hexachloroethane	19	< 19 U
105-67-9	2,4-Dimethylphenol	19	< 19 U
65-85-0	Benzoic Acid	190	< 190 U
120-82-1	1,2,4-Trichlorobenzene	19	< 19 U
91-20-3	**Naphthalene**	**19**	**24**
87-68-3	Hexachlorobutadiene	19	< 19 U
91-57-6	2-Methylnaphthalene	19	< 19 U
131-11-3	Dimethylphthalate	19	< 19 U
208-96-8	Acenaphthylene	19	< 19 U
83-32-9	Acenaphthene	19	< 19 U
132-64-9	Dibenzofuran	19	< 19 U
84-66-2	Diethylphthalate	19	< 19 U
86-73-7	Fluorene	19	< 19 U
86-30-6	N-Nitrosodiphenylamine	19	< 19 U
87-86-5	Pentachlorophenol	97	< 97 U
85-01-8	**Phenanthrene**	**19**	**32**
120-12-7	Anthracene	19	< 19 U
84-74-2	Di-n-Butylphthalate	19	< 19 U
206-44-0	**Fluoranthene**	**19**	**39**
129-00-0	**Pyrene**	**19**	**33**
85-68-7	Butylbenzylphthalate	19	< 19 U
56-55-3	Benzo(a)anthracene	19	< 19 U
117-81-7	bis(2-Ethylhexyl)phthalate	19	< 19 U
218-01-9	**Chrysene**	**19**	**19**
117-84-0	Di-n-Octyl phthalate	19	< 19 U
205-99-2	**Benzo(b)fluoranthene**	**19**	**22**
207-08-9	**Benzo(k)fluoranthene**	**19**	**24**
50-32-8	Benzo(a)pyrene	19	< 19 U
193-39-5	Indeno(1,2,3-cd)pyrene	19	< 19 U
53-70-3	Dibenz(a,h)anthracene	19	< 19 U
191-24-2	Benzo(g,h,i)perylene	19	< 19 U

Reported in µg/kg (ppb)

Semivolatile Surrogate Recovery

d5-Nitrobenzene	57.6%	2-Fluorobiphenyl	59.2%
d14-p-Terphenyl	57.6%	d4-1,2-Dichlorobenzene	48.4%
d5-Phenol	56.5%	2-Fluorophenol	59.7%
2,4,6-Tribromophenol	61.6%	d4-2-Chlorophenol	57.9%

ANALYTICAL RESOURCES INCORPORATED

ORGANICS ANALYSIS DATA SHEET
PSDDA Semivolatiles by SW8270D GC/MS **Sample ID: AN-RI-SEDC-06C**
Page 1 of 1 **SAMPLE**

Lab Sample ID: IH28K
LIMS ID: 05-11891
Matrix: Sediment
Data Release Authorized:
Reported: 08/04/05

QC Report No: IH28-Anchor Environmental
Project: KC Former Scott Mill
00010501/T2
Date Sampled: 07/14/05
Date Received: 07/18/05

Date Extracted: 07/25/05
Date Analyzed: 08/03/05 07:52
Instrument/Analyst: NT4/LJR
GPC Cleanup: No

Sample Amount: 25.8 g-dry-wt
Final Extract Volume: 0.5 mL
Dilution Factor: 1.00
Percent Moisture: 34.3%
pH: 7.7

CAS Number	Analyte	RL	Result
108-95-2	Phenol	19	< 19 U
100-51-6	Benzyl Alcohol	19	< 19 U
95-48-7	2-Methylphenol	19	< 19 U
106-44-5	4-Methylphenol	19	< 19 U
67-72-1	Hexachloroethane	19	< 19 U
105-67-9	2,4-Dimethylphenol	19	< 19 U
65-85-0	Benzoic Acid	190	< 190 U
120-82-1	1,2,4-Trichlorobenzene	19	< 19 U
91-20-3	Naphthalene	19	< 19 U
87-68-3	Hexachlorobutadiene	19	< 19 U
91-57-6	2-Methylnaphthalene	19	< 19 U
131-11-3	Dimethylphthalate	19	< 19 U
208-96-8	Acenaphthylene	19	< 19 U
83-32-9	Acenaphthene	19	< 19 U
132-64-9	Dibenzofuran	19	< 19 U
84-66-2	Diethylphthalate	19	< 19 U
86-73-7	Fluorene	19	< 19 U
86-30-6	N-Nitrosodiphenylamine	19	< 19 U
87-86-5	Pentachlorophenol	97	< 97 U
85-01-8	Phenanthrene	19	< 19 U
120-12-7	Anthracene	19	< 19 U
84-74-2	Di-n-Butylphthalate	19	< 19 U
206-44-0	Fluoranthene	19	< 19 U
129-00-0	Pyrene	19	< 19 U
85-68-7	Butylbenzylphthalate	19	< 19 U
56-55-3	Benzo(a)anthracene	19	< 19 U
117-81-7	bis(2-Ethylhexyl)phthalate	19	< 19 U
218-01-9	Chrysene	19	< 19 U
117-84-0	Di-n-Octyl phthalate	19	< 19 U
205-99-2	Benzo(b)fluoranthene	19	< 19 U
207-08-9	Benzo(k)fluoranthene	19	< 19 U
50-32-8	Benzo(a)pyrene	19	< 19 U
193-39-5	Indeno(1,2,3-cd)pyrene	19	< 19 U
53-70-3	Dibenz(a,h)anthracene	19	< 19 U
191-24-2	Benzo(g,h,i)perylene	19	< 19 U

Reported in µg/kg (ppb)

Semivolatile Surrogate Recovery

d5-Nitrobenzene	61.2%	2-Fluorobiphenyl	65.2%
d14-p-Terphenyl	73.6%	d4-1,2-Dichlorobenzene	49.2%
d5-Phenol	55.7%	2-Fluorophenol	59.7%
2,4,6-Tribromophenol	73.6%	d4-2-Chlorophenol	60.0%

ANALYTICAL RESOURCES INCORPORATED

ORGANICS ANALYSIS DATA SHEET
PSDDA Semivolatiles by SW8270D GC/MS **Sample ID: AN-RI-SEDC-06C**
Page 1 of 1 **DILUTION**

Lab Sample ID: IH28K
LIMS ID: 05-11891
Matrix: Sediment
Data Release Authorized:
Reported: 08/04/05

QC Report No: IH28-Anchor Environmental
Project: KC Former Scott Mill
00010501/T2
Date Sampled: 07/14/05
Date Received: 07/18/05

Date Extracted: 07/25/05
Date Analyzed: 08/03/05 22:45
Instrument/Analyst: NT4/LJR
GPC Cleanup: No

Sample Amount: 25.8 g-dry-wt
Final Extract Volume: 0.5 mL
Dilution Factor: 3.00
Percent Moisture: 34.3%
pH: 7.7

CAS Number	Analyte	RL	Result
108-95-2	Phenol	58	< 58 U
100-51-6	Benzyl Alcohol	58	< 58 U
95-48-7	2-Methylphenol	58	< 58 U
106-44-5	4-Methylphenol	58	< 58 U
67-72-1	Hexachloroethane	58	< 58 U
105-67-9	2,4-Dimethylphenol	58	< 58 U
65-85-0	Benzoic Acid	580	< 580 U
120-82-1	1,2,4-Trichlorobenzene	58	< 58 U
91-20-3	Naphthalene	58	< 58 U
87-68-3	Hexachlorobutadiene	58	< 58 U
91-57-6	2-Methylnaphthalene	58	< 58 U
131-11-3	Dimethylphthalate	58	< 58 U
208-96-8	Acenaphthylene	58	< 58 U
83-32-9	Acenaphthene	58	< 58 U
132-64-9	Dibenzofuran	58	< 58 U
84-66-2	Diethylphthalate	58	< 58 U
86-73-7	Fluorene	58	< 58 U
86-30-6	N-Nitrosodiphenylamine	58	< 58 U
87-86-5	Pentachlorophenol	290	< 290 U
85-01-8	Phenanthrene	58	< 58 U
120-12-7	Anthracene	58	< 58 U
84-74-2	Di-n-Butylphthalate	58	< 58 U
206-44-0	Fluoranthene	58	< 58 U
129-00-0	Pyrene	58	< 58 U
85-68-7	Butylbenzylphthalate	58	< 58 U
56-55-3	Benzo(a)anthracene	58	< 58 U
117-81-7	bis(2-Ethylhexyl)phthalate	58	< 58 U
218-01-9	Chrysene	58	< 58 U
117-84-0	Di-n-Octyl phthalate	58	< 58 U
205-99-2	Benzo(b)fluoranthene	58	< 58 U
207-08-9	Benzo(k)fluoranthene	58	< 58 U
50-32-8	Benzo(a)pyrene	58	< 58 U
193-39-5	Indeno(1,2,3-cd)pyrene	58	< 58 U
53-70-3	Dibenz(a,h)anthracene	58	< 58 U
191-24-2	Benzo(g,h,i)perylene	58	< 58 U

Reported in µg/kg (ppb)

Semivolatile Surrogate Recovery

d5-Nitrobenzene	59.5%	2-Fluorobiphenyl	62.6%
d14-p-Terphenyl	69.1%	d4-1,2-Dichlorobenzene	50.3%
d5-Phenol	66.7%	2-Fluorophenol	66.2%
2,4,6-Tribromophenol	78.5%	d4-2-Chlorophenol	65.3%

ANALYTICAL RESOURCES INCORPORATED

ORGANICS ANALYSIS DATA SHEET
PSDDA Semivolatiles by SW8270D GC/MS **Sample ID: AN-RI-SEDC-07A**
Page 1 of 1 **SAMPLE**

Lab Sample ID: IH28L
LIMS ID: 05-11892
Matrix: Sediment
Data Release Authorized:
Reported: 08/04/05

QC Report No: IH28-Anchor Environmental
Project: KC Former Scott Mill
00010501/T2
Date Sampled: 07/14/05
Date Received: 07/18/05

Date Extracted: 07/25/05
Date Analyzed: 08/03/05 08:25
Instrument/Analyst: NT4/LJR
GPC Cleanup: No

Sample Amount: 25.3 g-dry-wt
Final Extract Volume: 0.5 mL
Dilution Factor: 1.00
Percent Moisture: 35.5%
pH: 7.5

CAS Number	Analyte	RL	Result
108-95-2	Phenol	20	< 20 U
100-51-6	Benzyl Alcohol	20	< 20 U
95-48-7	2-Methylphenol	20	< 20 U
106-44-5	4-Methylphenol	20	< 20 U
67-72-1	Hexachloroethane	20	< 20 U
105-67-9	2,4-Dimethylphenol	20	< 20 U
65-85-0	Benzoic Acid	200	< 200 U
120-82-1	1,2,4-Trichlorobenzene	20	< 20 U
91-20-3	Naphthalene	20	< 20 U
87-68-3	Hexachlorobutadiene	20	< 20 U
91-57-6	2-Methylnaphthalene	20	< 20 U
131-11-3	Dimethylphthalate	20	< 20 U
208-96-8	Acenaphthylene	20	< 20 U
83-32-9	Acenaphthene	20	< 20 U
132-64-9	Dibenzofuran	20	< 20 U
84-66-2	Diethylphthalate	20	< 20 U
86-73-7	Fluorene	20	< 20 U
86-30-6	N-Nitrosodiphenylamine	20	< 20 U
87-86-5	Pentachlorophenol	99	< 99 U
85-01-8	Phenanthrene	20	< 20 U
120-12-7	Anthracene	20	< 20 U
84-74-2	Di-n-Butylphthalate	20	< 20 U
206-44-0	Fluoranthene	20	< 20 U
129-00-0	Pyrene	20	< 20 U
85-68-7	Butylbenzylphthalate	20	< 20 U
56-55-3	Benzo(a)anthracene	20	< 20 U
117-81-7	bis(2-Ethylhexyl)phthalate	20	< 20 U
218-01-9	Chrysene	20	< 20 U
117-84-0	Di-n-Octyl phthalate	20	< 20 U
205-99-2	Benzo(b)fluoranthene	20	< 20 U
207-08-9	Benzo(k)fluoranthene	20	< 20 U
50-32-8	Benzo(a)pyrene	20	< 20 U
193-39-5	Indeno(1,2,3-cd)pyrene	20	< 20 U
53-70-3	Dibenz(a,h)anthracene	20	< 20 U
191-24-2	Benzo(g,h,i)perylene	20	< 20 U

Reported in µg/kg (ppb)

Semivolatile Surrogate Recovery

d5-Nitrobenzene	59.2%	2-Fluorobiphenyl	62.0%
d14-p-Terphenyl	68.4%	d4-1,2-Dichlorobenzene	50.0%
d5-Phenol	55.2%	2-Fluorophenol	58.9%
2,4,6-Tribromophenol	69.3%	d4-2-Chlorophenol	58.4%

ANALYTICAL RESOURCES INCORPORATED

ORGANICS ANALYSIS DATA SHEET
PSDDA Semivolatiles by SW8270D GC/MS **Sample ID: AN-RI-SEDC-07B**
Page 1 of 1 **SAMPLE**

Lab Sample ID: IH28M
LIMS ID: 05-11893
Matrix: Sediment
Data Release Authorized:
Reported: 08/04/05

QC Report No: IH28-Anchor Environmental
Project: KC Former Scott Mill
00010501/T2
Date Sampled: 07/14/05
Date Received: 07/18/05

Date Extracted: 07/25/05
Date Analyzed: 08/03/05 08:58
Instrument/Analyst: NT4/LJR
GPC Cleanup: No

Sample Amount: 25.6 g-dry-wt
Final Extract Volume: 0.5 mL
Dilution Factor: 1.00
Percent Moisture: 47.1%
pH: 7.3

CAS Number	Analyte	RL	Result
108-95-2	Phenol	20	< 20 U
100-51-6	Benzyl Alcohol	20	< 20 U
95-48-7	2-Methylphenol	20	< 20 U
106-44-5	**4-Methylphenol**	**20**	**130**
67-72-1	Hexachloroethane	20	< 20 U
105-67-9	2,4-Dimethylphenol	20	< 20 U
65-85-0	Benzoic Acid	200	< 200 U
120-82-1	1,2,4-Trichlorobenzene	20	< 20 U
91-20-3	**Naphthalene**	**20**	**61**
87-68-3	Hexachlorobutadiene	20	< 20 U
91-57-6	2-Methylnaphthalene	20	< 20 U
131-11-3	Dimethylphthalate	20	< 20 U
208-96-8	Acenaphthylene	20	< 20 U
83-32-9	Acenaphthene	20	< 20 U
132-64-9	Dibenzofuran	20	< 20 U
84-66-2	Diethylphthalate	20	< 20 U
86-73-7	Fluorene	20	< 20 U
86-30-6	N-Nitrosodiphenylamine	20	< 20 U
87-86-5	Pentachlorophenol	98	< 98 U
85-01-8	**Phenanthrene**	**20**	**61**
120-12-7	Anthracene	20	< 20 U
84-74-2	Di-n-Butylphthalate	20	< 20 U
206-44-0	**Fluoranthene**	**20**	**87**
129-00-0	**Pyrene**	**20**	**89**
85-68-7	**Butylbenzylphthalate**	**20**	**20**
56-55-3	**Benzo(a)anthracene**	**20**	**24**
117-81-7	bis(2-Ethylhexyl)phthalate	20	< 20 U
218-01-9	**Chrysene**	**20**	**29**
117-84-0	Di-n-Octyl phthalate	20	< 20 U
205-99-2	**Benzo(b)fluoranthene**	**20**	**24**
207-08-9	**Benzo(k)fluoranthene**	**20**	**33**
50-32-8	**Benzo(a)pyrene**	**20**	**31**
193-39-5	Indeno(1,2,3-cd)pyrene	20	< 20 U
53-70-3	Dibenz(a,h)anthracene	20	< 20 U
191-24-2	Benzo(g,h,i)perylene	20	< 20 U

Reported in µg/kg (ppb)

Semivolatile Surrogate Recovery

d5-Nitrobenzene	58.0%	2-Fluorobiphenyl	57.6%
d14-p-Terphenyl	68.4%	d4-1,2-Dichlorobenzene	46.8%
d5-Phenol	54.4%	2-Fluorophenol	58.9%
2,4,6-Tribromophenol	64.8%	d4-2-Chlorophenol	57.3%

ANALYTICAL RESOURCES INCORPORATED

ORGANICS ANALYSIS DATA SHEET
PSDDA Semivolatiles by SW8270D GC/MS **Sample ID: AN-RI-SEDCZ-08A**
Page 1 of 1 **SAMPLE**

Lab Sample ID: IH28N
LIMS ID: 05-11894
Matrix: Sediment
Data Release Authorized:
Reported: 08/04/05

QC Report No: IH28-Anchor Environmental
Project: KC Former Scott Mill
00010501/T2
Date Sampled: 07/13/05
Date Received: 07/18/05

Date Extracted: 07/25/05
Date Analyzed: 08/03/05 23:18
Instrument/Analyst: NT4/LJR
GPC Cleanup: No

Sample Amount: 25.8 g-dry-wt
Final Extract Volume: 0.5 mL
Dilution Factor: 1.00
Percent Moisture: 51.0%
pH: 7.4

CAS Number	Analyte	RL	Result
108-95-2	Phenol	19	< 19 U
100-51-6	Benzyl Alcohol	19	< 19 U
95-48-7	2-Methylphenol	19	< 19 U
106-44-5	**4-Methylphenol**	**19**	**160**
67-72-1	Hexachloroethane	19	< 19 U
105-67-9	2,4-Dimethylphenol	19	< 19 U
65-85-0	Benzoic Acid	190	< 190 U
120-82-1	1,2,4-Trichlorobenzene	19	< 19 U
91-20-3	**Naphthalene**	**19**	**58**
87-68-3	Hexachlorobutadiene	19	< 19 U
91-57-6	2-Methylnaphthalene	19	< 19 U
131-11-3	Dimethylphthalate	19	< 19 U
208-96-8	Acenaphthylene	19	< 19 U
83-32-9	Acenaphthene	19	< 19 U
132-64-9	Dibenzofuran	19	< 19 U
84-66-2	Diethylphthalate	19	< 19 U
86-73-7	Fluorene	19	< 19 U
86-30-6	N-Nitrosodiphenylamine	19	< 19 U
87-86-5	Pentachlorophenol	97	< 97 U
85-01-8	**Phenanthrene**	**19**	**78**
120-12-7	Anthracene	19	< 19 U
84-74-2	**Di-n-Butylphthalate**	**19**	**30 B**
206-44-0	**Fluoranthene**	**19**	**100**
129-00-0	**Pyrene**	**19**	**92**
85-68-7	Butylbenzylphthalate	19	< 19 U
56-55-3	**Benzo(a)anthracene**	**19**	**32**
117-81-7	bis(2-Ethylhexyl)phthalate	19	< 19 U
218-01-9	**Chrysene**	**19**	**35**
117-84-0	Di-n-Octyl phthalate	19	< 19 U
205-99-2	**Benzo(b)fluoranthene**	**19**	**30**
207-08-9	**Benzo(k)fluoranthene**	**19**	**30**
50-32-8	**Benzo(a)pyrene**	**19**	**37**
193-39-5	**Indeno(1,2,3-cd)pyrene**	**19**	**24**
53-70-3	Dibenz(a,h)anthracene	19	< 19 U
191-24-2	**Benzo(g,h,i)perylene**	**19**	**28**

Reported in µg/kg (ppb)

Semivolatile Surrogate Recovery

d5-Nitrobenzene	55.2%	2-Fluorobiphenyl	58.8%
d14-p-Terphenyl	59.2%	d4-1,2-Dichlorobenzene	43.2%
d5-Phenol	62.7%	2-Fluorophenol	61.9%
2,4,6-Tribromophenol	71.7%	d4-2-Chlorophenol	61.6%

ANALYTICAL RESOURCES INCORPORATED

ORGANICS ANALYSIS DATA SHEET
PSDDA Semivolatiles by SW8270D GC/MS **Sample ID: AN-RI-SEDCZ-08B**
Page 1 of 1 **SAMPLE**

Lab Sample ID: IH280 QC Report No: IH28-Anchor Environmental
LIMS ID: 05-11895 Project: KC Former Scott Mill
Matrix: Sediment 00010501/T2
Data Release Authorized: Date Sampled: 07/13/05
Reported: 08/04/05 Date Received: 07/18/05

Date Extracted: 07/25/05 Sample Amount: 21.9 g-dry-wt
Date Analyzed: 08/03/05 23:51 Final Extract Volume: 0.5 mL
Instrument/Analyst: NT4/LJR Dilution Factor: 1.00
GPC Cleanup: No Percent Moisture: 50.7%
pH: 7.3

CAS Number	Analyte	RL	Result
108-95-2	Phenol	23	< 23 U
100-51-6	Benzyl Alcohol	23	< 23 U
95-48-7	2-Methylphenol	23	< 23 U
106-44-5	**4-Methylphenol**	**23**	**120**
67-72-1	Hexachloroethane	23	< 23 U
105-67-9	2,4-Dimethylphenol	23	< 23 U
65-85-0	Benzoic Acid	230	< 230 U
120-82-1	1,2,4-Trichlorobenzene	23	< 23 U
91-20-3	**Naphthalene**	**23**	**43**
87-68-3	Hexachlorobutadiene	23	< 23 U
91-57-6	2-Methylnaphthalene	23	< 23 U
131-11-3	Dimethylphthalate	23	< 23 U
208-96-8	Acenaphthylene	23	< 23 U
83-32-9	Acenaphthene	23	< 23 U
132-64-9	Dibenzofuran	23	< 23 U
84-66-2	Diethylphthalate	23	< 23 U
86-73-7	Fluorene	23	< 23 U
86-30-6	N-Nitrosodiphenylamine	23	< 23 U
87-86-5	Pentachlorophenol	110	< 110 U
85-01-8	**Phenanthrene**	**23**	**41**
120-12-7	Anthracene	23	< 23 U
84-74-2	Di-n-Butylphthalate	23	< 23 U
206-44-0	**Fluoranthene**	**23**	**50**
129-00-0	**Pyrene**	**23**	**34**
85-68-7	Butylbenzylphthalate	23	< 23 U
56-55-3	Benzo(a)anthracene	23	< 23 U
117-81-7	bis(2-Ethylhexyl)phthalate	23	< 23 U
218-01-9	Chrysene	23	< 23 U
117-84-0	Di-n-Octyl phthalate	23	< 23 U
205-99-2	Benzo(b)fluoranthene	23	< 23 U
207-08-9	Benzo(k)fluoranthene	23	< 23 U
50-32-8	Benzo(a)pyrene	23	< 23 U
193-39-5	Indeno(1,2,3-cd)pyrene	23	< 23 U
53-70-3	Dibenz(a,h)anthracene	23	< 23 U
191-24-2	Benzo(g,h,i)perylene	23	< 23 U

Reported in µg/kg (ppb)

Semivolatile Surrogate Recovery

d5-Nitrobenzene	44.8%	2-Fluorobiphenyl	44.0%
d14-p-Terphenyl	33.6%	d4-1,2-Dichlorobenzene	38.6%
d5-Phenol	44.5%	2-Fluorophenol	48.5%
2,4,6-Tribromophenol	52.5%	d4-2-Chlorophenol	46.9%

ANALYTICAL RESOURCES INCORPORATED

ORGANICS ANALYSIS DATA SHEET
PSDDA Semivolatiles by SW8270D GC/MS **Sample ID: SQ-1 072505**
Page 1 of 1 **STANDARD REFERENCE**

Lab Sample ID: SRM-072505
LIMS ID: 05-11886
Matrix: Sediment
Data Release Authorized:
Reported: 08/04/05

QC Report No: IH28-Anchor Environmental
Project: KC Former Scott Mill
00010501/T2
Date Sampled: NA
Date Received: NA

Date Extracted: 07/25/05
Date Analyzed: 08/03/05 00:14
Instrument/Analyst: NT4/LJR
GPC Cleanup: No

Sample Amount: 17.9 g-dry-wt
Final Extract Volume: 0.5 mL
Dilution Factor: 1.00
Percent Moisture: 40.2%
pH: NA

CAS Number	Analyte	RL	Result
108-95-2	**Phenol**	**28**	**55**
100-51-6	**Benzyl Alcohol**	**28**	**46**
95-48-7	2-Methylphenol	28	< 28 U
106-44-5	**4-Methylphenol**	**28**	**31**
67-72-1	Hexachloroethane	28	< 28 U
105-67-9	2,4-Dimethylphenol	28	< 28 U
65-85-0	**Benzoic Acid**	**280**	**380**
120-82-1	1,2,4-Trichlorobenzene	28	< 28 U
91-20-3	**Naphthalene**	**28**	**59**
87-68-3	Hexachlorobutadiene	28	< 28 U
91-57-6	**2-Methylnaphthalene**	**28**	**84**
131-11-3	Dimethylphthalate	28	< 28 U
208-96-8	Acenaphthylene	28	< 28 U
83-32-9	**Acenaphthene**	**28**	**74**
132-64-9	Dibenzofuran	28	< 28 U
84-66-2	Diethylphthalate	28	< 28 U
86-73-7	**Fluorene**	**28**	**70**
86-30-6	N-Nitrosodiphenylamine	28	< 28 U
87-86-5	**Pentachlorophenol**	**140**	**360**
85-01-8	**Phenanthrene**	**28**	**110**
120-12-7	**Anthracene**	**28**	**57**
84-74-2	Di-n-Butylphthalate	28	< 28 U
206-44-0	**Fluoranthene**	**28**	**110**
129-00-0	**Pyrene**	**28**	**91**
85-68-7	Butylbenzylphthalate	28	< 28 U
56-55-3	**Benzo(a)anthracene**	**28**	**95**
117-81-7	**bis(2-Ethylhexyl)phthalate**	**28**	**93**
218-01-9	**Chrysene**	**28**	**99**
117-84-0	Di-n-Octyl phthalate	28	< 28 U
205-99-2	**Benzo(b)fluoranthene**	**28**	**130**
207-08-9	Benzo(k)fluoranthene	28	< 28 U
50-32-8	**Benzo(a)pyrene**	**28**	**99**
193-39-5	**Indeno(1,2,3-cd)pyrene**	**28**	**23 J**
53-70-3	**Dibenz(a,h)anthracene**	**28**	**100**
191-24-2	**Benzo(g,h,i)perylene**	**28**	**100**

Reported in µg/kg (ppb)

Semivolatile Surrogate Recovery

d5-Nitrobenzene	60.8%	2-Fluorobiphenyl	60.8%
d14-p-Terphenyl	58.8%	d4-1,2-Dichlorobenzene	56.0%
d5-Phenol	62.4%	2-Fluorophenol	63.7%
2,4,6-Tribromophenol	67.5%	d4-2-Chlorophenol	63.2%

ANALYTICAL RESOURCES INCORPORATED

SW8270 SURROGATE RECOVERY SUMMARY

Matrix: Sediment

QC Report No: IH28-Anchor Environmental
Project: KC Former Scott Mill
00010501/T2

Client ID	NBZ	FBP	TPH	DCB	PHL	2FP	TBP	2CP	TOT OUT
AN-RI-SEDC-08A	59.6%	61.2%	67.6%	53.6%	60.3%	57.1%	71.2%	61.1%	0
AN-RI-SEDC-08A DL	55.2%	55.0%	57.5%	47.9%	57.2%	58.2%	64.6%	57.4%	0
AN-RI-SEDC-08B	59.6%	64.8%	70.8%	49.2%	58.7%	57.1%	76.8%	60.5%	0
AN-RI-SEDC-08C	48.4%	52.4%	57.6%	44.0%	46.1%	50.4%	61.1%	48.5%	0
AN-RI-SEDC-09A	63.2%	66.0%	71.6%	56.8%	59.2%	64.3%	75.2%	63.2%	0
AN-RI-SEDC-09B	60.0%	63.2%	63.6%	52.4%	60.5%	63.5%	69.9%	61.3%	0
MB-072505	70.8%	72.4%	81.2%	68.8%	71.2%	61.1%	51.7%	66.9%	0
LCS-072505	61.6%	62.8%	76.0%	58.8%	66.1%	56.8%	60.0%	61.1%	0
SRM-SQ-1	60.8%	60.8%	58.8%	56.0%	62.4%	63.7%	67.5%	63.2%	0
AN-RI-SEDC-09C	62.8%	67.6%	69.2%	58.4%	63.5%	65.1%	72.3%	65.3%	0
AN-RI-SEDC-09C MS	63.2%	67.2%	69.6%	57.2%	66.4%	64.5%	69.3%	65.1%	0
AN-RI-SEDC-09C MSD	58.0%	62.0%	66.4%	52.4%	61.9%	58.9%	66.4%	61.1%	0
AN-RI-SEDC-02A	65.6%	67.2%	64.8%	55.2%	62.9%	68.0%	70.7%	65.9%	0
MB-080305	70.8%	70.4%	75.6%	66.8%	72.8%	64.5%	78.7%	72.8%	0
LCS-080305	64.8%	64.8%	70.4%	60.4%	66.9%	64.5%	72.0%	68.3%	0
AN-RI-SEDC-02B	58.0%	60.4%	62.4%	51.6%	45.1%	20.1%*	24.6%*	32.5%*	3
AN-RI-SEDC-02B RE	62.4%	63.2%	60.8%	50.8%	60.8%	36.8%	37.3%	52.0%	0
AN-RI-SEDC-06A	62.0%	62.0%	62.4%	51.2%	57.9%	62.7%	67.7%	61.9%	0
AN-RI-SEDC-06B	57.6%	59.2%	57.6%	48.4%	56.5%	59.7%	61.6%	57.9%	0
AN-RI-SEDC-06C	61.2%	65.2%	73.6%	49.2%	55.7%	59.7%	73.6%	60.0%	0
AN-RI-SEDC-06C DL	59.5%	62.6%	69.1%	50.3%	66.7%	66.2%	78.5%	65.3%	0
AN-RI-SEDC-07A	59.2%	62.0%	68.4%	50.0%	55.2%	58.9%	69.3%	58.4%	0
AN-RI-SEDC-07B	58.0%	57.6%	68.4%	46.8%	54.4%	58.9%	64.8%	57.3%	0
AN-RI-SEDCZ-08A	55.2%	58.8%	59.2%	43.2%	62.7%	61.9%	71.7%	61.6%	0
AN-RI-SEDCZ-08B	44.8%	44.0%	33.6%	38.6%	44.5%	48.5%	52.5%	46.9%	0

	LCS/MB LIMITS	QC LIMITS
(NBZ) = d5-Nitrobenzene	(39-93)	(28-103)
(FBP) = 2-Fluorobiphenyl	(40-95)	(33-104)
(TPH) = d14-p-Terphenyl	(46-116)	(31-120)
(DCB) = d4-1,2-Dichlorobenzene	(41-86)	(30-84)
(PHL) = d5-Phenol	(45-91)	(29-109)
(2FP) = 2-Fluorophenol	(36-100)	(24-112)
(TBP) = 2,4,6-Tribromophenol	(34-110)	(27-134)
(2CP) = d4-2-Chlorophenol	(46-89)	(34-101)

Prep Method: SW3550B
Log Number Range: 05-11881 to 05-11895

FORM-II SW8270

ANALYTICAL RESOURCES INCORPORATED

ORGANICS ANALYSIS DATA SHEET
PSDDA Semivolatiles by SW8270D GC/MS
Page 1 of 1

Sample ID: AN-RI-SEDC-09C
MS/MSD

Lab Sample ID: IH28F
LIMS ID: 05-11886
Matrix: Sediment
Data Release Authorized:
Reported: 08/04/05

QC Report No: IH28-Anchor Environmental
Project: KC Former Scott Mill
00010501/T2
Date Sampled: 07/13/05
Date Received: 07/18/05

Date Extracted MS/MSD: 07/25/05
Date Analyzed MS: 08/03/05 02:25
MSD: 08/03/05 02:58
Instrument/Analyst MS: NT4/LJR
MSD: NT4/LJR
GPC Cleanup: NO

Sample Amount MS: 25.5 g-dry-wt
MSD: 25.7 g-dry-wt
Final Extract Volume MS: 0.5 mL
MSD: 0.5 mL
Dilution Factor MS: 1.00
MSD: 1.00
Percent Moisture: 13.3%
pH: 8.0

Analyte	Sample	MS	Spike Added-MS	MS Recovery	MSD	Spike Added-MSD	MSD Recovery	RPD
Phenol	< 19.5	499	736	67.8%	463	730	63.4%	7.5%
1,2,4-Trichlorobenzene	< 19.5	325	490	66.3%	297	487	61.0%	9.0%
Acenaphthene	< 19.5	340	490	69.4%	328	487	67.4%	3.6%
Pentachlorophenol	< 97.7	496	736	67.4%	603	730	82.6%	19.5%
Pyrene	< 19.5	347	490	70.8%	332	487	68.2%	4.4%

Results reported in µg/kg
RPD calculated using sample concentrations per SW846.

ANALYTICAL RESOURCES INCORPORATED

ORGANICS ANALYSIS DATA SHEET
PSDDA Semivolatiles by SW8270D GC/MS **Sample ID: AN-RI-SEDC-09C**
Page 1 of 1 **MATRIX SPIKE**

Lab Sample ID: IH28F
LIMS ID: 05-11886
Matrix: Sediment
Data Release Authorized:
Reported: 08/04/05

QC Report No: IH28-Anchor Environmental
Project: KC Former Scott Mill
00010501/T2
Date Sampled: 07/13/05
Date Received: 07/18/05

Date Extracted: 07/25/05
Date Analyzed: 08/03/05 02:25
Instrument/Analyst: NT4/LJR
GPC Cleanup: No

Sample Amount: 25.5 g-dry-wt
Final Extract Volume: 0.5 mL
Dilution Factor: 1.00
Percent Moisture: 13.3%
pH: 8.0

CAS Number	Analyte	RL	Result
108-95-2	Phenol	20	---
100-51-6	Benzyl Alcohol	20	< 20 U
95-48-7	2-Methylphenol	20	< 20 U
106-44-5	4-Methylphenol	20	< 20 U
67-72-1	Hexachloroethane	20	< 20 U
105-67-9	2,4-Dimethylphenol	20	< 20 U
65-85-0	Benzoic Acid	200	< 200 U
120-82-1	1,2,4-Trichlorobenzene	20	---
91-20-3	Naphthalene	20	< 20 U
87-68-3	Hexachlorobutadiene	20	< 20 U
91-57-6	2-Methylnaphthalene	20	< 20 U
131-11-3	Dimethylphthalate	20	< 20 U
208-96-8	Acenaphthylene	20	< 20 U
83-32-9	Acenaphthene	20	---
132-64-9	Dibenzofuran	20	< 20 U
84-66-2	Diethylphthalate	20	< 20 U
86-73-7	Fluorene	20	< 20 U
86-30-6	N-Nitrosodiphenylamine	20	< 20 U
87-86-5	Pentachlorophenol	98	---
85-01-8	Phenanthrene	20	< 20 U
120-12-7	Anthracene	20	< 20 U
84-74-2	Di-n-Butylphthalate	20	< 20 U
206-44-0	Fluoranthene	20	< 20 U
129-00-0	Pyrene	20	---
85-68-7	Butylbenzylphthalate	20	< 20 U
56-55-3	Benzo(a)anthracene	20	< 20 U
117-81-7	bis(2-Ethylhexyl)phthalate	20	< 20 U
218-01-9	Chrysene	20	< 20 U
117-84-0	Di-n-Octyl phthalate	20	< 20 U
205-99-2	Benzo(b)fluoranthene	20	< 20 U
207-08-9	Benzo(k)fluoranthene	20	< 20 U
50-32-8	Benzo(a)pyrene	20	< 20 U
193-39-5	Indeno(1,2,3-cd)pyrene	20	< 20 U
53-70-3	Dibenz(a,h)anthracene	20	< 20 U
191-24-2	Benzo(g,h,i)perylene	20	< 20 U

Reported in µg/kg (ppb)

Semivolatile Surrogate Recovery

d5-Nitrobenzene	63.2%	2-Fluorobiphenyl	67.2%
d14-p-Terphenyl	69.6%	d4-1,2-Dichlorobenzene	57.2%
d5-Phenol	66.4%	2-Fluorophenol	64.5%
2,4,6-Tribromophenol	69.3%	d4-2-Chlorophenol	65.1%

ANALYTICAL RESOURCES INCORPORATED

ORGANICS ANALYSIS DATA SHEET
PSDDA Semivolatiles by SW8270D GC/MS **Sample ID: AN-RI-SEDC-09C**
Page 1 of 1 **MATRIX SPIKE DUPLICATE**

Lab Sample ID: IH28F
LIMS ID: 05-11886
Matrix: Sediment
Data Release Authorized:
Reported: 08/04/05

QC Report No: IH28-Anchor Environmental
Project: KC Former Scott Mill
00010501/T2
Date Sampled: 07/13/05
Date Received: 07/18/05

Date Extracted: 07/25/05
Date Analyzed: 08/03/05 02:58
Instrument/Analyst: NT4/LJR
GPC Cleanup: No

Sample Amount: 25.7 g-dry-wt
Final Extract Volume: 0.5 mL
Dilution Factor: 1.00
Percent Moisture: 13.3%
pH: 8.0

CAS Number	Analyte	RL	Result
108-95-2	Phenol	20	---
100-51-6	Benzyl Alcohol	20	< 20 U
95-48-7	2-Methylphenol	20	< 20 U
106-44-5	4-Methylphenol	20	< 20 U
67-72-1	Hexachloroethane	20	< 20 U
105-67-9	2,4-Dimethylphenol	20	< 20 U
65-85-0	Benzoic Acid	200	< 200 U
120-82-1	1,2,4-Trichlorobenzene	20	---
91-20-3	Naphthalene	20	< 20 U
87-68-3	Hexachlorobutadiene	20	< 20 U
91-57-6	2-Methylnaphthalene	20	< 20 U
131-11-3	Dimethylphthalate	20	< 20 U
208-96-8	Acenaphthylene	20	< 20 U
83-32-9	Acenaphthene	20	---
132-64-9	Dibenzofuran	20	< 20 U
84-66-2	Diethylphthalate	20	< 20 U
86-73-7	Fluorene	20	< 20 U
86-30-6	N-Nitrosodiphenylamine	20	< 20 U
87-86-5	Pentachlorophenol	97	---
85-01-8	Phenanthrene	20	< 20 U
120-12-7	Anthracene	20	< 20 U
84-74-2	Di-n-Butylphthalate	20	< 20 U
206-44-0	Fluoranthene	20	< 20 U
129-00-0	Pyrene	20	---
85-68-7	Butylbenzylphthalate	20	< 20 U
56-55-3	Benzo(a)anthracene	20	< 20 U
117-81-7	bis(2-Ethylhexyl)phthalate	20	< 20 U
218-01-9	Chrysene	20	< 20 U
117-84-0	Di-n-Octyl phthalate	20	< 20 U
205-99-2	Benzo(b)fluoranthene	20	< 20 U
207-08-9	Benzo(k)fluoranthene	20	< 20 U
50-32-8	Benzo(a)pyrene	20	< 20 U
193-39-5	Indeno(1,2,3-cd)pyrene	20	< 20 U
53-70-3	Dibenz(a,h)anthracene	20	< 20 U
191-24-2	Benzo(g,h,i)perylene	20	< 20 U

Reported in µg/kg (ppb)

Semivolatile Surrogate Recovery

d5-Nitrobenzene	58.0%	2-Fluorobiphenyl	62.0%
d14-p-Terphenyl	66.4%	d4-1,2-Dichlorobenzene	52.4%
d5-Phenol	61.9%	2-Fluorophenol	58.9%
2,4,6-Tribromophenol	66.4%	d4-2-Chlorophenol	61.1%

ANALYTICAL RESOURCES INCORPORATED

ORGANICS ANALYSIS DATA SHEET
PSDDA Semivolatiles by SW8270D GC/MS **Sample ID: LCS-072505**
Page 1 of 1 **LAB CONTROL**

Lab Sample ID: LCS-072505 QC Report No: IH28-Anchor Environmental
LIMS ID: 05-11886 Project: KC Former Scott Mill
Matrix: Sediment 00010501/T2
Data Release Authorized: Date Sampled: 07/13/05
Reported: 08/04/05 Date Received: 07/18/05

Date Extracted: 07/25/05 Sample Amount: 25.0 g
Date Analyzed: 08/02/05 22:34 Final Extract Volume: 0.5 mL
Instrument/Analyst: NT4/LJR Dilution Factor: 1.00
GPC Cleanup: NO Percent Moisture: NA
pH: NA

Analyte	Lab Control	Spike Added	Recovery
Phenol	480	750	64.0%
1,2,4-Trichlorobenzene	307	500	61.4%
Acenaphthene	317	500	63.4%
Pentachlorophenol	568	750	75.7%
Pyrene	358	500	71.6%

Semivolatile Surrogate Recovery

d5-Nitrobenzene	61.6%
2-Fluorobiphenyl	62.8%
d14-p-Terphenyl	76.0%
d4-1,2-Dichlorobenzene	58.8%
d5-Phenol	66.1%
2-Fluorophenol	56.8%
2,4,6-Tribromophenol	60.0%
d4-2-Chlorophenol	61.1%

Results reported in µg/kg

ANALYTICAL RESOURCES INCORPORATED

ORGANICS ANALYSIS DATA SHEET
PSDDA Semivolatiles by SW8270D GC/MS **Sample ID: LCS-080305**
Page 1 of 1 **LAB CONTROL**

Lab Sample ID: LCS-080305
LIMS ID: 05-11888
Matrix: Sediment
Data Release Authorized:
Reported: 08/08/05

QC Report No: IH28-Anchor Environmental
Project: KC Former Scott Mill
00010501/T2
Date Sampled: 07/14/05
Date Received: 07/18/05

Date Extracted: 08/03/05
Date Analyzed: 08/05/05 16:57
Instrument/Analyst: NT6/LJR
GPC Cleanup: NO

Sample Amount: 25.0 g
Final Extract Volume: 0.5 mL
Dilution Factor: 1.00
Percent Moisture: NA
pH: NA

Analyte	Lab Control	Spike Added	Recovery
Phenol	559	750	74.5%
1,2,4-Trichlorobenzene	314	500	62.8%
Acenaphthene	353	500	70.6%
Pentachlorophenol	676	750	90.1%
Pyrene	363	500	72.6%

Semivolatile Surrogate Recovery	
d5-Nitrobenzene	64.8%
2-Fluorobiphenyl	64.8%
d14-p-Terphenyl	70.4%
d4-1,2-Dichlorobenzene	60.4%
d5-Phenol	66.9%
2-Fluorophenol	64.5%
2,4,6-Tribromophenol	72.0%
d4-2-Chlorophenol	68.3%

Results reported in µg/kg

4B
SEMIVOLATILE METHOD BLANK SUMMARY

BLANK NO.

IH28MBS1

Lab Name: ANALYTICAL RESOURCES, INC
Client: ANCHOR

ARI Job No: IH28
Project: KC FORMER SCOTT MILL

Lab File ID: IH28MB
Date Extracted: 07/25/05

Instrument ID: NT4
Date Analyzed: 08/02/05

Matrix: SOLID
Time Analyzed: 2201

THIS METHOD BLANK APPLIES TO THE FOLLOWING SAMPLES, MS and MSD:

	CLIENT SAMPLE NO.	LAB SAMPLE ID	LAB FILE ID	DATE ANALYZED
01	IH28LCSS1	IH28LCSS1	IH28SB	08/02/05
02	SQ-1	IH28SRM	IH28SRM	08/03/05
03	AN-RI-SEDC-09B	IH28E	IH28E	08/03/05
04	AN-RI-SEDC-09C	IH28F	IH28F	08/03/05
05	AN-RI-SEDC-09C M	IH28FMS	IH28FMS	08/03/05
06	AN-RI-SEDC-09C M	IH28FMSD	IH28FMD	08/03/05
07	AN-RI-SEDC-02A	IH28G	IH28G	08/03/05
08	AN-RI-SEDC-02B	IH28H	IH28H	08/03/05
09	AN-RI-SEDC-06A	IH28I	IH28I	08/03/05
10	AN-RI-SEDC-06B	IH28J	IH28J	08/03/05
11	AN-RI-SEDC-08A	IH28A	IH28A	08/03/05
12	AN-RI-SEDC-08B	IH28B	IH28B	08/03/05
13	AN-RI-SEDC-08C	IH28C	IH28C	08/03/05
14	AN-RI-SEDC-09A	IH28D	IH28D	08/03/05
15	AN-RI-SEDC-06C	IH28K	IH28K	08/03/05
16	AN-RI-SEDC-07A	IH28L	IH28L	08/03/05
17	AN-RI-SEDC-07B	IH28M	IH28M	08/03/05
18	AN-RI-SEDC-08A	IH28A	IH28ADL	08/03/05
19	AN-RI-SEDC-06C	IH28K	IH28KDL	08/03/05
20	AN-RI-SEDCZ-08A	IH28N	IH28N2	08/03/05
21	AN-RI-SEDCZ-08B	IH28O	IH28ODL	08/03/05
22				
23				
24				
25				
26				
27				
28				
29				
30				

COMMENTS:

FORM IV SV

ANALYTICAL RESOURCES INCORPORATED

ORGANICS ANALYSIS DATA SHEET
PSDDA Semivolatiles by SW8270D GC/MS **Sample ID: MB-072505**
Page 1 of 1 **METHOD BLANK**

Lab Sample ID: MB-072505
LIMS ID: 05-11886
Matrix: Sediment
Data Release Authorized:
Reported: 08/04/05

QC Report No: IH28-Anchor Environmental
Project: KC Former Scott Mill
00010501/T2
Date Sampled: NA
Date Received: NA

Date Extracted: 07/25/05
Date Analyzed: 08/02/05 22:01
Instrument/Analyst: NT4/LJR
GPC Cleanup: No

Sample Amount: 25.0 g
Final Extract Volume: 0.5 mL
Dilution Factor: 1.00
Percent Moisture: NA
pH: NA

CAS Number	Analyte	RL	Result
108-95-2	Phenol	20	< 20 U
100-51-6	Benzyl Alcohol	20	< 20 U
95-48-7	2-Methylphenol	20	< 20 U
106-44-5	4-Methylphenol	20	< 20 U
67-72-1	Hexachloroethane	20	< 20 U
105-67-9	2,4-Dimethylphenol	20	< 20 U
65-85-0	Benzoic Acid	200	< 200 U
120-82-1	1,2,4-Trichlorobenzene	20	< 20 U
91-20-3	Naphthalene	20	< 20 U
87-68-3	Hexachlorobutadiene	20	< 20 U
91-57-6	2-Methylnaphthalene	20	< 20 U
131-11-3	Dimethylphthalate	20	< 20 U
208-96-8	Acenaphthylene	20	< 20 U
83-32-9	Acenaphthene	20	< 20 U
132-64-9	Dibenzofuran	20	< 20 U
84-66-2	Diethylphthalate	20	< 20 U
86-73-7	Fluorene	20	< 20 U
86-30-6	N-Nitrosodiphenylamine	20	< 20 U
87-86-5	Pentachlorophenol	100	< 100 U
85-01-8	Phenanthrene	20	< 20 U
120-12-7	Anthracene	20	< 20 U
84-74-2	**Di-n-Butylphthalate**	**20**	**11 J**
206-44-0	Fluoranthene	20	< 20 U
129-00-0	Pyrene	20	< 20 U
85-68-7	Butylbenzylphthalate	20	< 20 U
56-55-3	Benzo(a)anthracene	20	< 20 U
117-81-7	bis(2-Ethylhexyl)phthalate	20	< 20 U
218-01-9	Chrysene	20	< 20 U
117-84-0	Di-n-Octyl phthalate	20	< 20 U
205-99-2	Benzo(b)fluoranthene	20	< 20 U
207-08-9	Benzo(k)fluoranthene	20	< 20 U
50-32-8	Benzo(a)pyrene	20	< 20 U
193-39-5	Indeno(1,2,3-cd)pyrene	20	< 20 U
53-70-3	Dibenz(a,h)anthracene	20	< 20 U
191-24-2	Benzo(g,h,i)perylene	20	< 20 U

Reported in µg/kg (ppb)

Semivolatile Surrogate Recovery

d5-Nitrobenzene	70.8%	2-Fluorobiphenyl	72.4%
d14-p-Terphenyl	81.2%	d4-1,2-Dichlorobenzene	68.8%
d5-Phenol	71.2%	2-Fluorophenol	61.1%
2,4,6-Tribromophenol	51.7%	d4-2-Chlorophenol	66.9%

4B

SEMIVOLATILE METHOD BLANK SUMMARY

BLANK NO.

IH28MBS2

Lab Name: ANALYTICAL RESOURCES, INC Client: ANCHOR

ARI Job No: IH28 Project: KC FORMER SCOTT MILL

Lab File ID: IH28MB2 Date Extracted: 08/03/05

Instrument ID: NT6 Date Analyzed: 08/05/05

Matrix: SOLID Time Analyzed: 1623

THIS METHOD BLANK APPLIES TO THE FOLLOWING SAMPLES, MS and MSD:

	CLIENT SAMPLE NO.	LAB SAMPLE ID	LAB FILE ID	DATE ANALYZED
01	IH28LCSS2	IH28LCSS2	IH28SB2	08/05/05
02	AN-RI-SEDC-02B	IH28HRE	IH28HRE	08/05/05
03				
04				
05				
06				
07				
08				
09				
10				
11				
12				
13				
14				
15				
16				
17				
18				
19				
20				
21				
22				
23				
24				
25				
26				
27				
28				
29				
30				

COMMENTS:

FORM IV SV

ANALYTICAL RESOURCES INCORPORATED

ORGANICS ANALYSIS DATA SHEET
PSDDA Semivolatiles by SW8270D GC/MS **Sample ID: MB-080305**
Page 1 of 1 **METHOD BLANK**

Lab Sample ID: MB-080305
LIMS ID: 05-11888
Matrix: Sediment
Data Release Authorized:
Reported: 08/08/05

QC Report No: IH28-Anchor Environmental
Project: KC Former Scott Mill
00010501/T2
Date Sampled: NA
Date Received: NA

Date Extracted: 08/03/05
Date Analyzed: 08/05/05 16:23
Instrument/Analyst: NT6/LJR
GPC Cleanup: No

Sample Amount: 25.0 g
Final Extract Volume: 0.5 mL
Dilution Factor: 1.00
Percent Moisture: NA
pH: NA

CAS Number	Analyte	RL	Result
108-95-2	Phenol	20	< 20 U
100-51-6	Benzyl Alcohol	20	< 20 U
95-48-7	2-Methylphenol	20	< 20 U
106-44-5	4-Methylphenol	20	< 20 U
67-72-1	Hexachloroethane	20	< 20 U
105-67-9	2,4-Dimethylphenol	20	< 20 U
65-85-0	Benzoic Acid	200	< 200 U
120-82-1	1,2,4-Trichlorobenzene	20	< 20 U
91-20-3	Naphthalene	20	< 20 U
87-68-3	Hexachlorobutadiene	20	< 20 U
91-57-6	2-Methylnaphthalene	20	< 20 U
131-11-3	Dimethylphthalate	20	< 20 U
208-96-8	Acenaphthylene	20	< 20 U
83-32-9	Acenaphthene	20	< 20 U
132-64-9	Dibenzofuran	20	< 20 U
84-66-2	Diethylphthalate	20	< 20 U
86-73-7	Fluorene	20	< 20 U
86-30-6	N-Nitrosodiphenylamine	20	< 20 U
87-86-5	Pentachlorophenol	100	< 100 U
85-01-8	Phenanthrene	20	< 20 U
120-12-7	Anthracene	20	< 20 U
84-74-2	**Di-n-Butylphthalate**	**20**	**38**
206-44-0	Fluoranthene	20	< 20 U
129-00-0	Pyrene	20	< 20 U
85-68-7	Butylbenzylphthalate	20	< 20 U
56-55-3	Benzo(a)anthracene	20	< 20 U
117-81-7	bis(2-Ethylhexyl)phthalate	20	< 20 U
218-01-9	Chrysene	20	< 20 U
117-84-0	Di-n-Octyl phthalate	20	< 20 U
205-99-2	Benzo(b)fluoranthene	20	< 20 U
207-08-9	Benzo(k)fluoranthene	20	< 20 U
50-32-8	Benzo(a)pyrene	20	< 20 U
193-39-5	Indeno(1,2,3-cd)pyrene	20	< 20 U
53-70-3	Dibenz(a,h)anthracene	20	< 20 U
191-24-2	Benzo(g,h,i)perylene	20	< 20 U

Reported in µg/kg (ppb)

Semivolatile Surrogate Recovery

d5-Nitrobenzene	70.8%	2-Fluorobiphenyl	70.4%
d14-p-Terphenyl	75.6%	d4-1,2-Dichlorobenzene	66.8%
d5-Phenol	72.8%	2-Fluorophenol	64.5%
2,4,6-Tribromophenol	78.7%	d4-2-Chlorophenol	72.8%

PCBs

ANALYTICAL RESOURCES INCORPORATED

ORGANICS ANALYSIS DATA SHEET
PSDDA PCB by GC/ECD
Page 1 of 1

Sample ID: AN-RI-SEDC-08A
SAMPLE

Lab Sample ID: IH28A
LIMS ID: 05-11881
Matrix: Sediment
Data Release Authorized:
Reported: 08/02/05

QC Report No: IH28-Anchor Environmental
Project: KC Former Scott Mill
00010501/T2
Date Sampled: 07/13/05
Date Received: 07/18/05

Date Extracted: 07/26/05
Date Analyzed: 07/29/05 17:15
Instrument/Analyst: ECD5/PK
GPC Cleanup: No
Sulfur Cleanup: Yes
Acid Cleanup: Yes
Florisil Cleanup: No

Sample Amount: 25.3 g-dry-wt
Final Extract Volume: 5.0 mL
Dilution Factor: 1.00
Silica Gel: No
pH: 7.0
Percent Moisture: 61.4%

CAS Number	Analyte	RL	Result
12674-11-2	Aroclor 1016	20	< 20 U
53469-21-9	Aroclor 1242	20	< 20 U
12672-29-6	Aroclor 1248	20	< 20 U
11097-69-1	Aroclor 1254	20	< 20 U
11096-82-5	Aroclor 1260	20	< 20 U
11104-28-2	Aroclor 1221	20	< 20 U
11141-16-5	Aroclor 1232	20	< 20 U

Reported in µg/kg (ppb)

PCB Surrogate Recovery

Decachlorobiphenyl	83.2%
Tetrachlorometaxylene	94.5%

ANALYTICAL RESOURCES INCORPORATED

ORGANICS ANALYSIS DATA SHEET
PSDDA PCB by GC/ECD
Page 1 of 1

Sample ID: AN-RI-SEDC-08B
SAMPLE

Lab Sample ID: IH28B
LIMS ID: 05-11882
Matrix: Sediment
Data Release Authorized:
Reported: 08/02/05

QC Report No: IH28-Anchor Environmental
Project: KC Former Scott Mill
00010501/T2
Date Sampled: 07/13/05
Date Received: 07/18/05

Date Extracted: 07/26/05
Date Analyzed: 07/29/05 17:32
Instrument/Analyst: ECD5/PK
GPC Cleanup: No
Sulfur Cleanup: Yes
Acid Cleanup: Yes
Florisil Cleanup: No

Sample Amount: 25.4 g-dry-wt
Final Extract Volume: 5.0 mL
Dilution Factor: 1.00
Silica Gel: No
pH: 7.2
Percent Moisture: 48.4%

CAS Number	Analyte	RL	Result
12674-11-2	Aroclor 1016	20	< 20 U
53469-21-9	Aroclor 1242	20	< 20 U
12672-29-6	Aroclor 1248	20	< 20 U
11097-69-1	Aroclor 1254	20	< 20 U
11096-82-5	Aroclor 1260	20	< 20 U
11104-28-2	Aroclor 1221	20	< 20 U
11141-16-5	Aroclor 1232	20	< 20 U

Reported in µg/kg (ppb)

PCB Surrogate Recovery

Decachlorobiphenyl	90.5%
Tetrachlorometaxylene	105%

ANALYTICAL RESOURCES INCORPORATED

ORGANICS ANALYSIS DATA SHEET
PSDDA PCB by GC/ECD
Page 1 of 1

Sample ID: AN-RI-SEDC-08C
SAMPLE

Lab Sample ID: IH28C
LIMS ID: 05-11883
Matrix: Sediment
Data Release Authorized:
Reported: 08/02/05

QC Report No: IH28-Anchor Environmental
Project: KC Former Scott Mill
00010501/T2
Date Sampled: 07/13/05
Date Received: 07/18/05

Date Extracted: 07/26/05
Date Analyzed: 07/29/05 17:49
Instrument/Analyst: ECD5/PK
GPC Cleanup: No
Sulfur Cleanup: Yes
Acid Cleanup: Yes
Florisil Cleanup: No

Sample Amount: 25.7 g-dry-wt
Final Extract Volume: 5.0 mL
Dilution Factor: 1.00
Silica Gel: No
pH: 7.8
Percent Moisture: 31.2%

CAS Number	Analyte	RL	Result
12674-11-2	Aroclor 1016	19	< 20 U
53469-21-9	Aroclor 1242	19	< 20 U
12672-29-6	Aroclor 1248	19	< 20 U
11097-69-1	Aroclor 1254	19	< 20 U
11096-82-5	Aroclor 1260	19	< 20 U
11104-28-2	Aroclor 1221	19	< 20 U
11141-16-5	Aroclor 1232	19	< 20 U

Reported in µg/kg (ppb)

PCB Surrogate Recovery

Decachlorobiphenyl	92.2%
Tetrachlorometaxylene	91.2%

ANALYTICAL RESOURCES INCORPORATED

ORGANICS ANALYSIS DATA SHEET
PSDDA PCB by GC/ECD
Page 1 of 1

Sample ID: AN-RI-SEDC-09A
SAMPLE

Lab Sample ID: IH28D
LIMS ID: 05-11884
Matrix: Sediment
Data Release Authorized:
Reported: 08/02/05

QC Report No: IH28-Anchor Environmental
Project: KC Former Scott Mill
00010501/T2
Date Sampled: 07/13/05
Date Received: 07/18/05

Date Extracted: 07/26/05
Date Analyzed: 07/29/05 18:06
Instrument/Analyst: ECD5/PK
GPC Cleanup: No
Sulfur Cleanup: Yes
Acid Cleanup: Yes
Florisil Cleanup: No

Sample Amount: 25.7 g-dry-wt
Final Extract Volume: 5.0 mL
Dilution Factor: 1.00
Silica Gel: No
pH: 7.3
Percent Moisture: 33.6%

CAS Number	Analyte	RL	Result
12674-11-2	Aroclor 1016	19	< 19 U
53469-21-9	Aroclor 1242	19	< 19 U
12672-29-6	Aroclor 1248	19	< 19 U
11097-69-1	Aroclor 1254	19	< 19 U
11096-82-5	Aroclor 1260	19	< 19 U
11104-28-2	Aroclor 1221	19	< 19 U
11141-16-5	Aroclor 1232	19	< 19 U

Reported in µg/kg (ppb)

PCB Surrogate Recovery

Decachlorobiphenyl	90.2%
Tetrachlorometaxylene	86.8%

ANALYTICAL RESOURCES INCORPORATED

ORGANICS ANALYSIS DATA SHEET
PSDDA PCB by GC/ECD
Page 1 of 1

Sample ID: AN-RI-SEDC-09B
SAMPLE

Lab Sample ID: IH28E
LIMS ID: 05-11885
Matrix: Sediment
Data Release Authorized:
Reported: 08/02/05

QC Report No: IH28-Anchor Environmental
Project: KC Former Scott Mill
00010501/T2
Date Sampled: 07/13/05
Date Received: 07/18/05

Date Extracted: 07/26/05
Date Analyzed: 07/29/05 18:23
Instrument/Analyst: ECD5/PK
GPC Cleanup: No
Sulfur Cleanup: Yes
Acid Cleanup: Yes
Florisil Cleanup: No

Sample Amount: 25.7 g-dry-wt
Final Extract Volume: 5.0 mL
Dilution Factor: 1.00
Silica Gel: No
pH: 7.8
Percent Moisture: 25.7%

CAS Number	Analyte	RL	Result
12674-11-2	Aroclor 1016	19	< 19 U
53469-21-9	Aroclor 1242	19	< 19 U
12672-29-6	Aroclor 1248	19	< 19 U
11097-69-1	Aroclor 1254	19	< 19 U
11096-82-5	Aroclor 1260	19	< 19 U
11104-28-2	Aroclor 1221	19	< 19 U
11141-16-5	Aroclor 1232	19	< 19 U

Reported in µg/kg (ppb)

PCB Surrogate Recovery

Decachlorobiphenyl	96.8%
Tetrachlorometaxylene	91.5%

ANALYTICAL RESOURCES INCORPORATED

ORGANICS ANALYSIS DATA SHEET
PSDDA PCB by GC/ECD
Page 1 of 1

Sample ID: AN-RI-SEDC-09C
SAMPLE

Lab Sample ID: IH28F
LIMS ID: 05-11886
Matrix: Sediment
Data Release Authorized:
Reported: 08/02/05

QC Report No: IH28-Anchor Environmental
Project: KC Former Scott Mill
00010501/T2
Date Sampled: 07/13/05
Date Received: 07/18/05

Date Extracted: 07/26/05
Date Analyzed: 07/29/05 18:40
Instrument/Analyst: ECD5/PK
GPC Cleanup: No
Sulfur Cleanup: Yes
Acid Cleanup: Yes
Florisil Cleanup: No

Sample Amount: 25.6 g-dry-wt
Final Extract Volume: 5.0 mL
Dilution Factor: 1.00
Silica Gel: No
pH: 8.0
Percent Moisture: 13.3%

CAS Number	Analyte	RL	Result
12674-11-2	Aroclor 1016	20	< 20 U
53469-21-9	Aroclor 1242	20	< 20 U
12672-29-6	Aroclor 1248	20	< 20 U
11097-69-1	Aroclor 1254	20	< 20 U
11096-82-5	Aroclor 1260	20	< 20 U
11104-28-2	Aroclor 1221	20	< 20 U
11141-16-5	Aroclor 1232	20	< 20 U

Reported in µg/kg (ppb)

PCB Surrogate Recovery

Decachlorobiphenyl	100%
Tetrachlorometaxylene	89.5%

ANALYTICAL RESOURCES INCORPORATED

ORGANICS ANALYSIS DATA SHEET
PSDDA PCB by GC/ECD
Page 1 of 1

Sample ID: AN-RI-SEDC-02A
SAMPLE

Lab Sample ID: IH28G
LIMS ID: 05-11887
Matrix: Sediment
Data Release Authorized:
Reported: 08/02/05

QC Report No: IH28-Anchor Environmental
Project: KC Former Scott Mill
00010501/T2
Date Sampled: 07/14/05
Date Received: 07/18/05

Date Extracted: 07/26/05
Date Analyzed: 07/29/05 19:31
Instrument/Analyst: ECD5/PK
GPC Cleanup: No
Sulfur Cleanup: Yes
Acid Cleanup: Yes
Florisil Cleanup: No

Sample Amount: 26.1 g-dry-wt
Final Extract Volume: 5.0 mL
Dilution Factor: 1.00
Silica Gel: No
pH: 7.5
Percent Moisture: 20.0%

CAS Number	Analyte	RL	Result
12674-11-2	Aroclor 1016	19	< 19 U
53469-21-9	Aroclor 1242	19	< 19 U
12672-29-6	Aroclor 1248	19	< 19 U
11097-69-1	Aroclor 1254	19	< 19 U
11096-82-5	Aroclor 1260	19	< 19 U
11104-28-2	Aroclor 1221	19	< 19 U
11141-16-5	Aroclor 1232	19	< 19 U

Reported in µg/kg (ppb)

PCB Surrogate Recovery

Decachlorobiphenyl	108%
Tetrachlorometaxylene	98.2%

ANALYTICAL RESOURCES INCORPORATED

ORGANICS ANALYSIS DATA SHEET
PSDDA PCB by GC/ECD
Page 1 of 1

Sample ID: AN-RI-SEDC-02B
SAMPLE

Lab Sample ID: IH28H
LIMS ID: 05-11888
Matrix: Sediment
Data Release Authorized:
Reported: 08/02/05

QC Report No: IH28-Anchor Environmental
Project: KC Former Scott Mill
00010501/T2
Date Sampled: 07/14/05
Date Received: 07/18/05

Date Extracted: 07/26/05
Date Analyzed: 07/29/05 19:48
Instrument/Analyst: ECD5/PK
GPC Cleanup: No
Sulfur Cleanup: Yes
Acid Cleanup: Yes
Florisil Cleanup: No

Sample Amount: 26.0 g-dry-wt
Final Extract Volume: 5.0 mL
Dilution Factor: 1.00
Silica Gel: No
pH: 8.2
Percent Moisture: 15.3%

CAS Number	Analyte	RL	Result
12674-11-2	Aroclor 1016	19	< 19 U
53469-21-9	Aroclor 1242	19	< 19 U
12672-29-6	Aroclor 1248	19	< 19 U
11097-69-1	Aroclor 1254	19	< 19 U
11096-82-5	Aroclor 1260	19	< 19 U
11104-28-2	Aroclor 1221	19	< 19 U
11141-16-5	Aroclor 1232	19	< 19 U

Reported in µg/kg (ppb)

PCB Surrogate Recovery

Decachlorobiphenyl	93.5%
Tetrachlorometaxylene	85.5%

ANALYTICAL RESOURCES INCORPORATED

ORGANICS ANALYSIS DATA SHEET
PSDDA PCB by GC/ECD
Page 1 of 1

Sample ID: AN-RI-SEDC-06A
SAMPLE

Lab Sample ID: IH28I
LIMS ID: 05-11889
Matrix: Sediment
Data Release Authorized:
Reported: 08/02/05

QC Report No: IH28-Anchor Environmental
Project: KC Former Scott Mill
00010501/T2
Date Sampled: 07/14/05
Date Received: 07/18/05

Date Extracted: 07/26/05
Date Analyzed: 07/29/05 20:05
Instrument/Analyst: ECD5/PK
GPC Cleanup: No
Sulfur Cleanup: Yes
Acid Cleanup: Yes
Florisil Cleanup: No

Sample Amount: 25.6 g-dry-wt
Final Extract Volume: 5.0 mL
Dilution Factor: 1.00
Silica Gel: No
pH: 7.2
Percent Moisture: 57.8%

CAS Number	Analyte	RL	Result
12674-11-2	Aroclor 1016	20	< 20 U
53469-21-9	Aroclor 1242	20	< 20 U
12672-29-6	Aroclor 1248	20	< 20 U
11097-69-1	Aroclor 1254	20	< 20 U
11096-82-5	Aroclor 1260	20	< 20 U
11104-28-2	Aroclor 1221	20	< 20 U
11141-16-5	Aroclor 1232	20	< 20 U

Reported in µg/kg (ppb)

PCB Surrogate Recovery

Decachlorobiphenyl	84.0%
Tetrachlorometaxylene	88.0%

ANALYTICAL RESOURCES INCORPORATED

ORGANICS ANALYSIS DATA SHEET
PSDDA PCB by GC/ECD
Page 1 of 1

Sample ID: AN-RI-SEDC-06B
SAMPLE

Lab Sample ID: IH28J
LIMS ID: 05-11890
Matrix: Sediment
Data Release Authorized:
Reported: 08/02/05

QC Report No: IH28-Anchor Environmental
Project: KC Former Scott Mill
00010501/T2
Date Sampled: 07/14/05
Date Received: 07/18/05

Date Extracted: 07/26/05
Date Analyzed: 07/29/05 20:22
Instrument/Analyst: ECD5/PK
GPC Cleanup: No
Sulfur Cleanup: Yes
Acid Cleanup: Yes
Florisil Cleanup: No

Sample Amount: 25.7 g-dry-wt
Final Extract Volume: 5.0 mL
Dilution Factor: 1.00
Silica Gel: No
pH: 7.6
Percent Moisture: 34.8%

CAS Number	Analyte	RL	Result
12674-11-2	Aroclor 1016	19	< 20 U
53469-21-9	Aroclor 1242	19	< 20 U
12672-29-6	Aroclor 1248	19	< 20 U
11097-69-1	Aroclor 1254	19	< 20 U
11096-82-5	Aroclor 1260	19	< 20 U
11104-28-2	Aroclor 1221	19	< 20 U
11141-16-5	Aroclor 1232	19	< 20 U

Reported in µg/kg (ppb)

PCB Surrogate Recovery

Decachlorobiphenyl	93.0%
Tetrachlorometaxylene	93.2%

ANALYTICAL RESOURCES INCORPORATED

ORGANICS ANALYSIS DATA SHEET
PSDDA PCB by GC/ECD
Page 1 of 1

Sample ID: AN-RI-SEDC-06C
SAMPLE

Lab Sample ID: IH28K
LIMS ID: 05-11891
Matrix: Sediment
Data Release Authorized:
Reported: 08/02/05

QC Report No: IH28-Anchor Environmental
Project: KC Former Scott Mill
00010501/T2
Date Sampled: 07/14/05
Date Received: 07/18/05

Date Extracted: 07/26/05
Date Analyzed: 07/29/05 20:39
Instrument/Analyst: ECD5/PK
GPC Cleanup: No
Sulfur Cleanup: Yes
Acid Cleanup: Yes
Florisil Cleanup: No

Sample Amount: 26.0 g-dry-wt
Final Extract Volume: 5.0 mL
Dilution Factor: 1.00
Silica Gel: No
pH: 7.7
Percent Moisture: 34.3%

CAS Number	Analyte	RL	Result
12674-11-2	Aroclor 1016	19	< 19 U
53469-21-9	Aroclor 1242	19	< 19 U
12672-29-6	Aroclor 1248	19	< 19 U
11097-69-1	Aroclor 1254	19	< 19 U
11096-82-5	Aroclor 1260	19	< 19 U
11104-28-2	Aroclor 1221	19	< 19 U
11141-16-5	Aroclor 1232	19	< 19 U

Reported in µg/kg (ppb)

PCB Surrogate Recovery

Decachlorobiphenyl	88.0%
Tetrachlorometaxylene	88.0%

ANALYTICAL RESOURCES INCORPORATED

ORGANICS ANALYSIS DATA SHEET
PSDDA PCB by GC/ECD
Page 1 of 1

Sample ID: AN-RI-SEDC-07A
SAMPLE

Lab Sample ID: IH28L
LIMS ID: 05-11892
Matrix: Sediment
Data Release Authorized:
Reported: 08/02/05

QC Report No: IH28-Anchor Environmental
Project: KC Former Scott Mill
00010501/T2
Date Sampled: 07/14/05
Date Received: 07/18/05

Date Extracted: 07/26/05
Date Analyzed: 07/29/05 20:56
Instrument/Analyst: ECD5/PK
GPC Cleanup: No
Sulfur Cleanup: Yes
Acid Cleanup: Yes
Florisil Cleanup: No

Sample Amount: 25.5 g-dry-wt
Final Extract Volume: 5.0 mL
Dilution Factor: 1.00
Silica Gel: No
pH: 7.5
Percent Moisture: 35.5%

CAS Number	Analyte	RL	Result
12674-11-2	Aroclor 1016	20	< 20 U
53469-21-9	Aroclor 1242	20	< 20 U
12672-29-6	Aroclor 1248	20	< 20 U
11097-69-1	Aroclor 1254	20	< 20 U
11096-82-5	Aroclor 1260	20	< 20 U
11104-28-2	Aroclor 1221	20	< 20 U
11141-16-5	Aroclor 1232	20	< 20 U

Reported in µg/kg (ppb)

PCB Surrogate Recovery

Decachlorobiphenyl	90.0%
Tetrachlorometaxylene	88.5%

ANALYTICAL RESOURCES INCORPORATED

ORGANICS ANALYSIS DATA SHEET
PSDDA PCB by GC/ECD
Page 1 of 1

Sample ID: AN-RI-SEDC-07B
SAMPLE

Lab Sample ID: IH28M
LIMS ID: 05-11893
Matrix: Sediment
Data Release Authorized:
Reported: 08/02/05

QC Report No: IH28-Anchor Environmental
Project: KC Former Scott Mill
00010501/T2
Date Sampled: 07/14/05
Date Received: 07/18/05

Date Extracted: 07/26/05
Date Analyzed: 07/29/05 21:13
Instrument/Analyst: ECD5/PK
GPC Cleanup: No
Sulfur Cleanup: Yes
Acid Cleanup: Yes
Florisil Cleanup: No

Sample Amount: 25.6 g-dry-wt
Final Extract Volume: 5.0 mL
Dilution Factor: 1.00
Silica Gel: No
pH: 7.3
Percent Moisture: 47.1%

CAS Number	Analyte	RL	Result
12674-11-2	Aroclor 1016	20	< 20 U
53469-21-9	Aroclor 1242	20	< 20 U
12672-29-6	Aroclor 1248	20	< 20 U
11097-69-1	Aroclor 1254	20	< 20 U
11096-82-5	Aroclor 1260	20	< 20 U
11104-28-2	Aroclor 1221	20	< 20 U
11141-16-5	Aroclor 1232	20	< 20 U

Reported in µg/kg (ppb)

PCB Surrogate Recovery

Decachlorobiphenyl	84.2%
Tetrachlorometaxylene	87.8%

ANALYTICAL RESOURCES INCORPORATED

ORGANICS ANALYSIS DATA SHEET
PSDDA PCB by GC/ECD
Page 1 of 1

Sample ID: AN-RI-SEDCZ-08A
SAMPLE

Lab Sample ID: IH28N
LIMS ID: 05-11894
Matrix: Sediment
Data Release Authorized: AAB
Reported: 08/02/05

QC Report No: IH28-Anchor Environmental
Project: KC Former Scott Mill
00010501/T2
Date Sampled: 07/13/05
Date Received: 07/18/05

Date Extracted: 07/26/05
Date Analyzed: 07/29/05 21:30
Instrument/Analyst: ECD5/PK
GPC Cleanup: No
Sulfur Cleanup: Yes
Acid Cleanup: Yes
Florisil Cleanup: No

Sample Amount: 25.7 g-dry-wt
Final Extract Volume: 5.0 mL
Dilution Factor: 1.00
Silica Gel: No
pH: 7.4
Percent Moisture: 51.0%

CAS Number	Analyte	RL	Result
12674-11-2	Aroclor 1016	19	< 20 U
53469-21-9	Aroclor 1242	19	< 20 U
12672-29-6	Aroclor 1248	19	< 20 U
11097-69-1	Aroclor 1254	19	< 20 U
11096-82-5	Aroclor 1260	19	< 20 U
11104-28-2	Aroclor 1221	19	< 20 U
11141-16-5	Aroclor 1232	19	< 20 U

Reported in µg/kg (ppb)

PCB Surrogate Recovery

Decachlorobiphenyl	86.2%
Tetrachlorometaxylene	91.2%

ANALYTICAL RESOURCES INCORPORATED

ORGANICS ANALYSIS DATA SHEET
PSDDA PCB by GC/ECD
Page 1 of 1

Sample ID: AN-RI-SEDCZ-08B
SAMPLE

Lab Sample ID: IH280
LIMS ID: 05-11895
Matrix: Sediment
Data Release Authorized:
Reported: 08/02/05

QC Report No: IH28-Anchor Environmental
Project: KC Former Scott Mill
00010501/T2
Date Sampled: 07/13/05
Date Received: 07/18/05

Date Extracted: 07/26/05
Date Analyzed: 07/29/05 21:47
Instrument/Analyst: ECD5/PK
GPC Cleanup: No
Sulfur Cleanup: Yes
Acid Cleanup: Yes
Florisil Cleanup: No

Sample Amount: 25.4 g-dry-wt
Final Extract Volume: 5.0 mL
Dilution Factor: 1.00
Silica Gel: No
pH: 7.3
Percent Moisture: 50.7%

CAS Number	Analyte	RL	Result
12674-11-2	Aroclor 1016	20	< 20 U
53469-21-9	Aroclor 1242	20	< 20 U
12672-29-6	Aroclor 1248	20	< 20 U
11097-69-1	Aroclor 1254	20	< 20 U
11096-82-5	Aroclor 1260	20	< 20 U
11104-28-2	Aroclor 1221	20	< 20 U
11141-16-5	Aroclor 1232	20	< 20 U

Reported in µg/kg (ppb)

PCB Surrogate Recovery

Decachlorobiphenyl	83.8%
Tetrachlorometaxylene	103%

ANALYTICAL RESOURCES INCORPORATED

ORGANICS ANALYSIS DATA SHEET
PSDDA PCB by GC/ECD
Page 1 of 1

Sample ID: SRM SQ-1
STANDARD REFERENCE

Lab Sample ID: SRM SQ-1
LIMS ID: 05-11886
Matrix: Sediment
Data Release Authorized:
Reported: 08/02/05

QC Report No: IH28-Anchor Environmental
Project: KC Former Scott Mill
00010501/T2
Date Sampled: NA
Date Received: NA

Date Extracted: 07/26/05
Date Analyzed: 07/29/05 16:58
Instrument/Analyst: ECD5/PK
GPC Cleanup: No
Sulfur Cleanup: Yes
Acid Cleanup: Yes
Florisil Cleanup: No

Sample Amount: 15.0 g-dry-wt
Final Extract Volume: 5.0 mL
Dilution Factor: 1.00
Silica Gel: No
pH: NA
Percent Moisture: 40.2%

CAS Number	Analyte	RL	Result
12674-11-2	Aroclor 1016	33	< 33 U
53469-21-9	Aroclor 1242	33	< 33 U
12672-29-6	Aroclor 1248	33	< 33 U
11097-69-1	**Aroclor 1254**	**33**	**140**
11096-82-5	Aroclor 1260	33	< 33 U
11104-28-2	Aroclor 1221	33	< 33 U
11141-16-5	Aroclor 1232	33	< 33 U

Reported in µg/kg (ppb)

PCB Surrogate Recovery

Decachlorobiphenyl	93.8%
Tetrachlorometaxylene	103%

ANALYTICAL RESOURCES INCORPORATED

SW8082/PCB SOIL/SEDIMENTS SURROGATE RECOVERY SUMMARY

Matrix: Sediment

QC Report No: IH28-Anchor Environmental
Project: KC Former Scott Mill
00010501/T2

Client ID	DCBP	TCMX	TOT OUT
AN-RI-SEDC-08A	83.2%	94.5%	0
AN-RI-SEDC-08B	90.5%	105%	0
AN-RI-SEDC-08C	92.2%	91.2%	0
AN-RI-SEDC-09A	90.2%	86.8%	0
AN-RI-SEDC-09B	96.8%	91.5%	0
MB-072605	102%	95.0%	0
LCS-072605	107%	102%	0
SRM SQ-1	93.8%	103%	0
AN-RI-SEDC-09C	100%	89.5%	0
AN-RI-SEDC-09C MS	91.2%	87.2%	0
AN-RI-SEDC-09C MSD	92.2%	87.5%	0
AN-RI-SEDC-02A	108%	98.2%	0
AN-RI-SEDC-02B	93.5%	85.5%	0
AN-RI-SEDC-06A	84.0%	88.0%	0
AN-RI-SEDC-06B	93.0%	93.2%	0
AN-RI-SEDC-06C	88.0%	88.0%	0
AN-RI-SEDC-07A	90.0%	88.5%	0
AN-RI-SEDC-07B	84.2%	87.8%	0
AN-RI-SEDCZ-08A	86.2%	91.2%	0
AN-RI-SEDCZ-08B	83.8%	103%	0

	LCS/MB LIMITS	QC LIMITS
(DCBP) = Decachlorobiphenyl	(49-140)	(30-164)
(TCMX) = Tetrachlorometaxylene	(30-135)	(26-143)

Prep Method: SW3550B
Log Number Range: 05-11881 to 05-11895

FORM-II SW8082

ANALYTICAL RESOURCES INCORPORATED

ORGANICS ANALYSIS DATA SHEET
PSDDA PCB by GC/ECD
Page 1 of 1

Sample ID: AN-RI-SEDC-09C
MS/MSD

Lab Sample ID: IH28F
LIMS ID: 05-11886
Matrix: Sediment
Data Release Authorized:
Reported: 08/02/05

QC Report No: IH28-Anchor Environmental
Project: KC Former Scott Mill
00010501/T2
Date Sampled: 07/13/05
Date Received: 07/18/05

Date Extracted MS/MSD: 07/26/05

Date Analyzed MS: 07/29/05 18:57
MSD: 07/29/05 19:14
Instrument/Analyst MS: ECD5/PK
MSD: ECD5/PK
GPC Cleanup: No
Sulfur Cleanup: Yes
Acid Cleanup: Yes
Florisil Cleanup: No

Sample Amount MS: 25.3 g-dry-wt
MSD: 25.6 g-dry-wt
Final Extract Volume MS: 5.0 mL
MSD: 5.0 mL
Dilution Factor MS: 1.00
MSD: 1.00
Silica Gel: No
pH: 8.0
Percent Moisture: 13.3%

Analyte	Sample	MS	Spike Added-MS	MS Recovery	MSD	Spike Added-MSD	MSD Recovery	RPD
Aroclor 1016	< 19.6 U	75.4	101	74.7%	76.4	100	76.4%	1.3%
Aroclor 1260	< 19.6 U	81.9	101	81.1%	83.7	100	83.7%	2.2%

Results reported in µg/kg (ppb)
RPD calculated using sample concentrations per SW846.

ANALYTICAL RESOURCES INCORPORATED

ORGANICS ANALYSIS DATA SHEET
PSDDA PCB by GC/ECD
Page 1 of 1

Sample ID: AN-RI-SEDC-09C
MATRIX SPIKE

Lab Sample ID: IH28F
LIMS ID: 05-11886
Matrix: Sediment
Data Release Authorized:
Reported: 08/02/05

QC Report No: IH28-Anchor Environmental
Project: KC Former Scott Mill
00010501/T2
Date Sampled: 07/13/05
Date Received: 07/18/05

Date Extracted: 07/26/05
Date Analyzed: 07/29/05 18:57
Instrument/Analyst: ECD5/PK
GPC Cleanup: No
Sulfur Cleanup: Yes
Acid Cleanup: Yes
Florisil Cleanup: No

Sample Amount: 25.3 g-dry-wt
Final Extract Volume: 5.0 mL
Dilution Factor: 1.00
Silica Gel: No
pH: 8.0
Percent Moisture: 13.3%

CAS Number	Analyte	RL	Result
12674-11-2	Aroclor 1016	20	---
53469-21-9	Aroclor 1242	20	< 20 U
12672-29-6	Aroclor 1248	20	< 20 U
11097-69-1	Aroclor 1254	20	< 20 U
11096-82-5	Aroclor 1260	20	---
11104-28-2	Aroclor 1221	20	< 20 U
11141-16-5	Aroclor 1232	20	< 20 U

Reported in µg/kg (ppb)

PCB Surrogate Recovery

Decachlorobiphenyl	91.2%
Tetrachlorometaxylene	87.2%

ANALYTICAL RESOURCES INCORPORATED

ORGANICS ANALYSIS DATA SHEET
PSDDA PCB by GC/ECD
Page 1 of 1

Sample ID: AN-RI-SEDC-09C
MATRIX SPIKE DUP

Lab Sample ID: IH28F
LIMS ID: 05-11886
Matrix: Sediment
Data Release Authorized:
Reported: 08/02/05

QC Report No: IH28-Anchor Environmental
Project: KC Former Scott Mill
00010501/T2
Date Sampled: 07/13/05
Date Received: 07/18/05

Date Extracted: 07/26/05
Date Analyzed: 07/29/05 19:14
Instrument/Analyst: ECD5/PK
GPC Cleanup: No
Sulfur Cleanup: Yes
Acid Cleanup: Yes
Florisil Cleanup: No

Sample Amount: 25.6 g-dry-wt
Final Extract Volume: 5.0 mL
Dilution Factor: 1.00
Silica Gel: No
pH: 8.0
Percent Moisture: 13.3%

CAS Number	Analyte	RL	Result
12674-11-2	Aroclor 1016	20	---
53469-21-9	Aroclor 1242	20	< 20 U
12672-29-6	Aroclor 1248	20	< 20 U
11097-69-1	Aroclor 1254	20	< 20 U
11096-82-5	Aroclor 1260	20	---
11104-28-2	Aroclor 1221	20	< 20 U
11141-16-5	Aroclor 1232	20	< 20 U

Reported in µg/kg (ppb)

PCB Surrogate Recovery

Decachlorobiphenyl	92.2%
Tetrachlorometaxylene	87.5%

ANALYTICAL RESOURCES INCORPORATED

ORGANICS ANALYSIS DATA SHEET
PSDDA PCB by GC/ECD
Page 1 of 1

Sample ID: LCS-072605
LAB CONTROL

Lab Sample ID: LCS-072605
LIMS ID: 05-11886
Matrix: Sediment
Data Release Authorized:
Reported: 08/02/05

QC Report No: IH28-Anchor Environmental
Project: KC Former Scott Mill
00010501/T2
Date Sampled: NA
Date Received: NA

Date Extracted: 07/26/05
Date Analyzed: 07/29/05 16:41
Instrument/Analyst: ECD5/PK
GPC Cleanup: No
Sulfur Cleanup: Yes
Acid Cleanup: Yes
Florisil Cleanup: No

Sample Amount: 25.0 g-dry-wt
Final Extract Volume: 5.0 mL
Dilution Factor: 1.00
Silica Gel: No
pH: NA
Percent Moisture: NA

Analyte	Lab Control	Spike Added	Recovery
Aroclor 1016	88.0	102	86.3%
Aroclor 1260	97.6	102	95.7%

PCB Surrogate Recovery

Decachlorobiphenyl	107%
Tetrachlorometaxylene	102%

Results reported in µg/kg (ppb)

PCB METHOD BLANK SUMMARY

BLANK NO.

IH28MBS1

Lab Name: ANALYTICAL RESOURCES, INC Client: ANCHOR

ARI Job No.: IH28 Project: KC FORMER SCOTT MILL

Lab Sample ID: IH28MBS1 Lab File ID: 0729B011

Date Extracted: 07/26/05 Matrix: SOLID

Date Analyzed: 07/29/05 Instrument ID: ECD5

Time Analyzed: 1623 GC Columns: CLP-PEST/ZB35

THIS METHOD BLANK APPLIES TO THE FOLLOWING SAMPLES, MS and MSD:

	CLIENT SAMPLE NO.	LAB SAMPLE ID	DATE ANALYZED
01	IH28LCSS1	IH28LCSS1	07/29/05
02	SQ-1	IH28SRM	07/29/05
03	AN-RI-SEDC-08A	IH28A	07/29/05
04	AN-RI-SEDC-08B	IH28B	07/29/05
05	AN-RI-SEDC-08C	IH28C	07/29/05
06	AN-RI-SEDC-09A	IH28D	07/29/05
07	AN-RI-SEDC-09B	IH28E	07/29/05
08	AN-RI-SEDC-09C	IH28F	07/29/05
09	AN-RI-SEDC-09C MS	IH28FMS	07/29/05
10	AN-RI-SEDC-09C MSD	IH28FMSD	07/29/05
11	AN-RI-SEDC-02A	IH28G	07/29/05
12	AN-RI-SEDC-02B	IH28H	07/29/05
13	AN-RI-SEDC-06A	IH28I	07/29/05
14	AN-RI-SEDC-06B	IH28J	07/29/05
15	AN-RI-SEDC-06C	IH28K	07/29/05
16	AN-RI-SEDC-07A	IH28L	07/29/05
17	AN-RI-SEDC-07B	IH28M	07/29/05
18	AN-RI-SEDCZ-08A	IH28N	07/29/05
19	AN-RI-SEDCZ-08B	IH28O	07/29/05

FORM IV PCB

ANALYTICAL RESOURCES INCORPORATED

ORGANICS ANALYSIS DATA SHEET
PSDDA PCB by GC/ECD
Page 1 of 1

Sample ID: MB-072605
METHOD BLANK

Lab Sample ID: MB-072605
LIMS ID: 05-11886
Matrix: Sediment
Data Release Authorized:
Reported: 08/02/05

QC Report No: IH28-Anchor Environmental
Project: KC Former Scott Mill
00010501/T2
Date Sampled: NA
Date Received: NA

Date Extracted: 07/26/05
Date Analyzed: 07/29/05 16:23
Instrument/Analyst: ECD5/PK
GPC Cleanup: No
Sulfur Cleanup: Yes
Acid Cleanup: Yes
Florisil Cleanup: No

Sample Amount: 25.0 g
Final Extract Volume: 5.0 mL
Dilution Factor: 1.00
Silica Gel: No
pH: NA
Percent Moisture: NA

CAS Number	Analyte	RL	Result
12674-11-2	Aroclor 1016	20	< 20 U
53469-21-9	Aroclor 1242	20	< 20 U
12672-29-6	Aroclor 1248	20	< 20 U
11097-69-1	Aroclor 1254	20	< 20 U
11096-82-5	Aroclor 1260	20	< 20 U
11104-28-2	Aroclor 1221	20	< 20 U
11141-16-5	Aroclor 1232	20	< 20 U

Reported in µg/kg (ppb)

PCB Surrogate Recovery

Decachlorobiphenyl	102%
Tetrachlorometaxylene	95.0%

METALS

ANALYTICAL RESOURCES INCORPORATED

INORGANICS ANALYSIS DATA SHEET
TOTAL METALS
Page 1 of 1

Sample ID: AN-RI-SEDC-08A
SAMPLE

Lab Sample ID: IH28A
LIMS ID: 05-11881
Matrix: Sediment
Data Release Authorized:
Reported: 08/03/05

QC Report No: IH28-Anchor Environmental
Project: KC Former Scott Mill
00010501/T2
Date Sampled: 07/13/05
Date Received: 07/18/05

Percent Total Solids: 38.2%

Prep Meth	Prep Date	Analysis Method	Analysis Date	CAS Number	Analyte	RL	mg/kg-dry	Q
3050B	07/25/05	6010B	07/28/05	7440-36-0	Antimony	10	10	U
3050B	07/25/05	6010B	07/28/05	7440-38-2	Arsenic	10	10	U
3050B	07/25/05	6010B	07/28/05	**7440-43-9**	**Cadmium**	0.5	**2.1**	
3050B	07/25/05	6010B	07/28/05	**7440-50-8**	**Copper**	0.5	**42.5**	
3050B	07/25/05	6010B	07/28/05	**7439-92-1**	**Lead**	5	**21**	
CLP	07/25/05	7471A	07/29/05	7439-97-6	Mercury	0.1	0.1	U
3050B	07/25/05	6010B	07/28/05	**7440-02-0**	**Nickel**	2	**29**	
3050B	07/25/05	6010B	07/28/05	7440-22-4	Silver	0.7	0.7	U
3050B	07/25/05	6010B	07/28/05	**7440-66-6**	**Zinc**	1	**87**	

U-Analyte undetected at given RL
RL-Reporting Limit

ANALYTICAL RESOURCES INCORPORATED

INORGANICS ANALYSIS DATA SHEET
TOTAL METALS
Page 1 of 1

Sample ID: AN-RI-SEDC-08A
DUPLICATE

Lab Sample ID: IH28A
LIMS ID: 05-11881
Matrix: Sediment
Data Release Authorized:
Reported: 08/03/05

QC Report No: IH28-Anchor Environmental
Project: KC Former Scott Mill
00010501/T2
Date Sampled: 07/13/05
Date Received: 07/18/05

MATRIX DUPLICATE QUALITY CONTROL REPORT

Analyte	Analysis Method	Sample	Duplicate	RPD	Control Limit	Q
Antimony	6010B	10 U	10 U	0.0%	+/- 10	L
Arsenic	6010B	10 U	10 U	0.0%	+/- 10	L
Cadmium	6010B	2.1	2.0	4.9%	+/- 0.5	L
Copper	6010B	42.5	46.3	8.6%	+/- 20%	
Lead	6010B	21	22	4.7%	+/- 5	L
Mercury	7471A	0.1 U	0.1	0.0%	+/- 0.1	L
Nickel	6010B	29	29	0.0%	+/- 20%	
Silver	6010B	0.7 U	0.7 U	0.0%	+/- 0.7	L
Zinc	6010B	87	81	7.1%	+/- 20%	

Reported in mg/kg-dry

*-Control Limit Not Met
L-RPD Invalid, Limit = Detection Limit

ANALYTICAL RESOURCES INCORPORATED

INORGANICS ANALYSIS DATA SHEET
TOTAL METALS

Sample ID: AN-RI-SEDC-08A
MATRIX SPIKE

Lab Sample ID: IH28A
LIMS ID: 05-11881
Matrix: Sediment
Data Release Authorized:
Reported: 08/03/05

QC Report No: IH28-Anchor Environmental
Project: KC Former Scott Mill
00010501/T2
Date Sampled: 07/13/05
Date Received: 07/18/05

MATRIX SPIKE QUALITY CONTROL REPORT

Analyte	Analysis Method	Sample	Spike	Spike Added	% Recovery	Q
Antimony	6010B	10 U	80	483	16.6%	N
Arsenic	6010B	10 U	470	483	97.3%	
Cadmium	6010B	2.1	118	121	95.8%	
Copper	6010B	42.5	164	121	100%	
Lead	6010B	21	457	483	90.3%	
Mercury	7471A	0.1 U	1.4	1.24	113%	
Nickel	6010B	29	136	121	88.4%	
Silver	6010B	0.7 U	115	121	95.0%	
Zinc	6010B	87	192	121	86.8%	

Reported in mg/kg-dry

N-Control Limit Not Met
H-% Recovery Not Applicable, Sample Concentration Too High
NA-Not Applicable, Analyte Not Spiked

Percent Recovery Limits: 75-125%

ANALYTICAL RESOURCES INCORPORATED

INORGANICS ANALYSIS DATA SHEET
TOTAL METALS
Page 1 of 1

Sample ID: AN-RI-SEDC-08B
SAMPLE

Lab Sample ID: IH28B
LIMS ID: 05-11882
Matrix: Sediment
Data Release Authorized:
Reported: 08/03/05

QC Report No: IH28-Anchor Environmental
Project: KC Former Scott Mill
00010501/T2
Date Sampled: 07/13/05
Date Received: 07/18/05

Percent Total Solids: 50.6%

Prep Meth	Prep Date	Analysis Method	Analysis Date	CAS Number	Analyte	RL	mg/kg-dry	Q
3050B	07/25/05	6010B	07/28/05	7440-36-0	Antimony	9	9	U
3050B	07/25/05	6010B	07/28/05	7440-38-2	Arsenic	9	9	U
3050B	07/25/05	6010B	07/28/05	**7440-43-9**	**Cadmium**	0.4	**1.2**	
3050B	07/25/05	6010B	07/28/05	**7440-50-8**	**Copper**	0.4	**26.1**	
3050B	07/25/05	6010B	07/28/05	**7439-92-1**	**Lead**	4	**9**	
CLP	07/25/05	7471A	07/29/05	7439-97-6	Mercury	0.07	0.07	U
3050B	07/25/05	6010B	07/28/05	**7440-02-0**	**Nickel**	2	**21**	
3050B	07/25/05	6010B	07/28/05	7440-22-4	Silver	0.5	0.5	U
3050B	07/25/05	6010B	07/28/05	**7440-66-6**	**Zinc**	1	**46**	

U-Analyte undetected at given RL
RL-Reporting Limit

ANALYTICAL RESOURCES INCORPORATED

INORGANICS ANALYSIS DATA SHEET
TOTAL METALS
Page 1 of 1

Sample ID: AN-RI-SEDC-08C
SAMPLE

Lab Sample ID: IH28C
LIMS ID: 05-11883
Matrix: Sediment
Data Release Authorized:
Reported: 08/03/05

QC Report No: IH28-Anchor Environmental
Project: KC Former Scott Mill
00010501/T2
Date Sampled: 07/13/05
Date Received: 07/18/05

Percent Total Solids: 68.4%

Prep Meth	Prep Date	Analysis Method	Analysis Date	CAS Number	Analyte	RL	mg/kg-dry	Q
3050B	07/25/05	6010B	07/28/05	7440-36-0	Antimony	7	7	U
3050B	07/25/05	6010B	07/28/05	7440-38-2	Arsenic	7	7	U
3050B	07/25/05	6010B	07/28/05	**7440-43-9**	**Cadmium**	0.3	**1.0**	
3050B	07/25/05	6010B	07/28/05	**7440-50-8**	**Copper**	0.3	**16.5**	
3050B	07/25/05	6010B	07/28/05	**7439-92-1**	**Lead**	3	**3**	
CLP	07/25/05	7471A	07/29/05	7439-97-6	Mercury	0.07	0.07	U
3050B	07/25/05	6010B	07/28/05	**7440-02-0**	**Nickel**	1	**19**	
3050B	07/25/05	6010B	07/28/05	7440-22-4	Silver	0.4	0.4	U
3050B	07/25/05	6010B	07/28/05	**7440-66-6**	**Zinc**	0.9	**37.4**	

U-Analyte undetected at given RL
RL-Reporting Limit

ANALYTICAL RESOURCES INCORPORATED

INORGANICS ANALYSIS DATA SHEET
TOTAL METALS
Page 1 of 1

Sample ID: AN-RI-SEDC-09A
SAMPLE

Lab Sample ID: IH28D
LIMS ID: 05-11884
Matrix: Sediment
Data Release Authorized:
Reported: 08/03/05

QC Report No: IH28-Anchor Environmental
Project: KC Former Scott Mill
00010501/T2
Date Sampled: 07/13/05
Date Received: 07/18/05

Percent Total Solids: 66.0%

Prep Meth	Prep Date	Analysis Method	Analysis Date	CAS Number	Analyte	RL	mg/kg-dry	Q
3050B	07/25/05	6010B	07/28/05	7440-36-0	Antimony	7	7	U
3050B	07/25/05	6010B	07/28/05	**7440-38-2**	**Arsenic**	7	**8**	
3050B	07/25/05	6010B	07/28/05	**7440-43-9**	**Cadmium**	0.3	**1.0**	
3050B	07/25/05	6010B	07/28/05	**7440-50-8**	**Copper**	0.3	**20.1**	
3050B	07/25/05	6010B	07/28/05	**7439-92-1**	**Lead**	3	**6**	
CLP	07/25/05	7471A	07/29/05	7439-97-6	Mercury	0.06	0.06	U
3050B	07/25/05	6010B	07/28/05	**7440-02-0**	**Nickel**	1	**18**	
3050B	07/25/05	6010B	07/28/05	7440-22-4	Silver	0.4	0.4	U
3050B	07/25/05	6010B	07/28/05	**7440-66-6**	**Zinc**	0.9	**37.8**	

U-Analyte undetected at given RL
RL-Reporting Limit

ANALYTICAL RESOURCES INCORPORATED

INORGANICS ANALYSIS DATA SHEET
TOTAL METALS
Page 1 of 1

Sample ID: AN-RI-SEDC-09B
SAMPLE

Lab Sample ID: IH28E
LIMS ID: 05-11885
Matrix: Sediment
Data Release Authorized:
Reported: 08/03/05

QC Report No: IH28-Anchor Environmental
Project: KC Former Scott Mill
00010501/T2
Date Sampled: 07/13/05
Date Received: 07/18/05

Percent Total Solids: 68.8%

Prep Meth	Prep Date	Analysis Method	Analysis Date	CAS Number	Analyte	RL	mg/kg-dry	Q
3050B	07/25/05	6010B	07/28/05	7440-36-0	Antimony	7	7	U
3050B	07/25/05	6010B	07/28/05	**7440-38-2**	**Arsenic**	7	**10**	
3050B	07/25/05	6010B	07/28/05	**7440-43-9**	**Cadmium**	0.3	**0.8**	
3050B	07/25/05	6010B	07/28/05	**7440-50-8**	**Copper**	0.3	**13.9**	
3050B	07/25/05	6010B	07/28/05	**7439-92-1**	**Lead**	3	**4**	
CLP	07/25/05	7471A	07/29/05	7439-97-6	Mercury	0.06	0.06	U
3050B	07/25/05	6010B	07/28/05	**7440-02-0**	**Nickel**	1	**17**	
3050B	07/25/05	6010B	07/28/05	7440-22-4	Silver	0.4	0.4	U
3050B	07/25/05	6010B	07/28/05	**7440-66-6**	**Zinc**	0.8	**34.9**	

U-Analyte undetected at given RL
RL-Reporting Limit

ANALYTICAL RESOURCES INCORPORATED

INORGANICS ANALYSIS DATA SHEET
TOTAL METALS
Page 1 of 1

Sample ID: AN-RI-SEDC-09C
SAMPLE

Lab Sample ID: IH28F
LIMS ID: 05-11886
Matrix: Sediment
Data Release Authorized:
Reported: 08/03/05

QC Report No: IH28-Anchor Environmental
Project: KC Former Scott Mill
00010501/T2
Date Sampled: 07/13/05
Date Received: 07/18/05

Percent Total Solids: 85.7%

Prep Meth	Prep Date	Analysis Method	Analysis Date	CAS Number	Analyte	RL	mg/kg-dry	Q
3050B	07/25/05	6010B	07/28/05	7440-36-0	Antimony	6	6	U
3050B	07/25/05	6010B	07/28/05	**7440-38-2**	**Arsenic**	6	**11**	
3050B	07/25/05	6010B	07/28/05	**7440-43-9**	**Cadmium**	0.2	**0.4**	
3050B	07/25/05	6010B	07/28/05	**7440-50-8**	**Copper**	0.2	**15.5**	
3050B	07/25/05	6010B	07/28/05	**7439-92-1**	**Lead**	2	**3**	
CLP	07/25/05	7471A	07/29/05	7439-97-6	Mercury	0.05	0.05	U
3050B	07/25/05	6010B	07/28/05	**7440-02-0**	**Nickel**	1	**19**	
3050B	07/25/05	6010B	07/28/05	7440-22-4	Silver	0.3	0.3	U
3050B	07/25/05	6010B	07/28/05	**7440-66-6**	**Zinc**	0.7	**29.3**	

U-Analyte undetected at given RL
RL-Reporting Limit

ANALYTICAL RESOURCES INCORPORATED

INORGANICS ANALYSIS DATA SHEET
TOTAL METALS

Sample ID: AN-RI-SEDC-02A
SAMPLE

Lab Sample ID: IH28G
LIMS ID: 05-11887
Matrix: Sediment
Data Release Authorized:
Reported: 08/03/05

QC Report No: IH28-Anchor Environmental
Project: KC Former Scott Mill
00010501/T2
Date Sampled: 07/14/05
Date Received: 07/18/05

Percent Total Solids: 75.9%

Prep Meth	Prep Date	Analysis Method	Analysis Date	CAS Number	Analyte	RL	mg/kg-dry	Q
3050B	07/25/05	6010B	07/28/05	7440-36-0	Antimony	6	6	U
3050B	07/25/05	6010B	07/28/05	7440-38-2	Arsenic	6	6	U
3050B	07/25/05	6010B	07/28/05	**7440-43-9**	**Cadmium**	0.3	**0.3**	
3050B	07/25/05	6010B	07/28/05	**7440-50-8**	**Copper**	0.3	**34.0**	
3050B	07/25/05	6010B	07/28/05	**7439-92-1**	**Lead**	3	**16**	
CLP	07/25/05	7471A	07/29/05	**7439-97-6**	**Mercury**	0.05	**0.10**	
3050B	07/25/05	6010B	07/28/05	**7440-02-0**	**Nickel**	1	**17**	
3050B	07/25/05	6010B	07/28/05	7440-22-4	Silver	0.4	0.4	U
3050B	07/25/05	6010B	07/28/05	**7440-66-6**	**Zinc**	0.8	**38.5**	

U-Analyte undetected at given RL
RL-Reporting Limit

ANALYTICAL RESOURCES INCORPORATED

INORGANICS ANALYSIS DATA SHEET
TOTAL METALS

Sample ID: AN-RI-SEDC-02B
SAMPLE

Lab Sample ID: IH28H
LIMS ID: 05-11888
Matrix: Sediment
Data Release Authorized:
Reported: 08/03/05

QC Report No: IH28-Anchor Environmental
Project: KC Former Scott Mill
00010501/T2
Date Sampled: 07/14/05
Date Received: 07/18/05

Percent Total Solids: 83.0%

Prep Meth	Prep Date	Analysis Method	Analysis Date	CAS Number	Analyte	RL	mg/kg-dry	Q
3050B	07/25/05	6010B	07/28/05	7440-36-0	Antimony	6	6	U
3050B	07/25/05	6010B	07/28/05	**7440-38-2**	**Arsenic**	6	**6**	
3050B	07/25/05	6010B	07/28/05	7440-43-9	Cadmium	0.2	0.2	U
3050B	07/25/05	6010B	07/28/05	**7440-50-8**	**Copper**	0.2	**25.3**	
3050B	07/25/05	6010B	07/28/05	**7439-92-1**	**Lead**	2	**5**	
CLP	07/25/05	7471A	07/29/05	7439-97-6	Mercury	0.05	0.05	U
3050B	07/25/05	6010B	07/28/05	**7440-02-0**	**Nickel**	1	**35**	
3050B	07/25/05	6010B	07/28/05	7440-22-4	Silver	0.3	0.3	U
3050B	07/25/05	6010B	07/28/05	**7440-66-6**	**Zinc**	0.7	**44.4**	

U-Analyte undetected at given RL
RL-Reporting Limit

ANALYTICAL RESOURCES INCORPORATED

INORGANICS ANALYSIS DATA SHEET
TOTAL METALS

Sample ID: AN-RI-SEDC-06A
SAMPLE

Lab Sample ID: IH28I
LIMS ID: 05-11889
Matrix: Sediment
Data Release Authorized:
Reported: 08/03/05

QC Report No: IH28-Anchor Environmental
Project: KC Former Scott Mill
00010501/T2
Date Sampled: 07/14/05
Date Received: 07/18/05

Percent Total Solids: 41.6%

Prep Meth	Prep Date	Analysis Method	Analysis Date	CAS Number	Analyte	RL	mg/kg-dry	Q
3050B	07/25/05	6010B	07/28/05	7440-36-0	Antimony	10	10	U
3050B	07/25/05	6010B	07/28/05	7440-38-2	Arsenic	10	10	U
3050B	07/25/05	6010B	07/28/05	**7440-43-9**	**Cadmium**	0.5	**0.8**	
3050B	07/25/05	6010B	07/28/05	**7440-50-8**	**Copper**	0.5	**21.9**	
3050B	07/25/05	6010B	07/28/05	**7439-92-1**	**Lead**	5	**8**	
CLP	07/25/05	7471A	07/29/05	7439-97-6	Mercury	0.1	0.1	U
3050B	07/25/05	6010B	07/28/05	**7440-02-0**	**Nickel**	2	**15**	
3050B	07/25/05	6010B	07/28/05	7440-22-4	Silver	0.7	0.7	U
3050B	07/25/05	6010B	07/28/05	**7440-66-6**	**Zinc**	1	**50**	

U-Analyte undetected at given RL
RL-Reporting Limit

ANALYTICAL RESOURCES INCORPORATED

INORGANICS ANALYSIS DATA SHEET
TOTAL METALS

Sample ID: AN-RI-SEDC-06B
SAMPLE

Lab Sample ID: IH28J
LIMS ID: 05-11890
Matrix: Sediment
Data Release Authorized:
Reported: 08/03/05

QC Report No: IH28-Anchor Environmental
Project: KC Former Scott Mill
00010501/T2
Date Sampled: 07/14/05
Date Received: 07/18/05

Percent Total Solids: 64.2%

Prep Meth	Prep Date	Analysis Method	Analysis Date	CAS Number	Analyte	RL	mg/kg-dry	Q
3050B	07/25/05	6010B	07/28/05	7440-36-0	Antimony	7	7	U
3050B	07/25/05	6010B	07/28/05	**7440-38-2**	**Arsenic**	7	**11**	
3050B	07/25/05	6010B	07/28/05	**7440-43-9**	**Cadmium**	0.3	**0.9**	
3050B	07/25/05	6010B	07/28/05	**7440-50-8**	**Copper**	0.3	**14.2**	
3050B	07/25/05	6010B	07/28/05	**7439-92-1**	**Lead**	3	**6**	
CLP	07/25/05	7471A	07/29/05	7439-97-6	Mercury	0.08	0.08	U
3050B	07/25/05	6010B	07/28/05	**7440-02-0**	**Nickel**	1	**19**	
3050B	07/25/05	6010B	07/28/05	7440-22-4	Silver	0.4	0.4	U
3050B	07/25/05	6010B	07/28/05	**7440-66-6**	**Zinc**	0.9	**35.9**	

U-Analyte undetected at given RL
RL-Reporting Limit

ANALYTICAL RESOURCES INCORPORATED

INORGANICS ANALYSIS DATA SHEET
TOTAL METALS

Sample ID: AN-RI-SEDC-06C
SAMPLE

Lab Sample ID: IH28K
LIMS ID: 05-11891
Matrix: Sediment
Data Release Authorized:
Reported: 08/03/05

QC Report No: IH28-Anchor Environmental
Project: KC Former Scott Mill
00010501/T2
Date Sampled: 07/14/05
Date Received: 07/18/05

Percent Total Solids: 67.9%

Prep Meth	Prep Date	Analysis Method	Analysis Date	CAS Number	Analyte	RL	mg/kg-dry	Q
3050B	07/25/05	6010B	07/28/05	7440-36-0	Antimony	7	7	U
3050B	07/25/05	6010B	07/28/05	**7440-38-2**	**Arsenic**	7	**8**	
3050B	07/25/05	6010B	07/28/05	**7440-43-9**	**Cadmium**	0.3	**1.1**	
3050B	07/25/05	6010B	07/28/05	**7440-50-8**	**Copper**	0.3	**13.5**	
3050B	07/25/05	6010B	07/28/05	**7439-92-1**	**Lead**	3	**4**	
CLP	07/25/05	7471A	07/29/05	7439-97-6	Mercury	0.06	0.06	U
3050B	07/25/05	6010B	07/28/05	**7440-02-0**	**Nickel**	1	**20**	
3050B	07/25/05	6010B	07/28/05	7440-22-4	Silver	0.4	0.4	U
3050B	07/25/05	6010B	07/28/05	**7440-66-6**	**Zinc**	0.8	**38.9**	

U-Analyte undetected at given RL
RL-Reporting Limit

ANALYTICAL RESOURCES INCORPORATED

INORGANICS ANALYSIS DATA SHEET
TOTAL METALS

Sample ID: AN-RI-SEDC-07A
SAMPLE

Lab Sample ID: IH28L
LIMS ID: 05-11892
Matrix: Sediment
Data Release Authorized:
Reported: 08/03/05

QC Report No: IH28-Anchor Environmental
Project: KC Former Scott Mill
00010501/T2
Date Sampled: 07/14/05
Date Received: 07/18/05

Percent Total Solids: 63.1%

Prep Meth	Prep Date	Analysis Method	Analysis Date	CAS Number	Analyte	RL	mg/kg-dry	Q
3050B	07/25/05	6010B	07/28/05	7440-36-0	Antimony	8	8	U
3050B	07/25/05	6010B	07/28/05	7440-38-2	Arsenic	8	8	U
3050B	07/25/05	6010B	07/28/05	**7440-43-9**	**Cadmium**	0.3	**1.2**	
3050B	07/25/05	6010B	07/28/05	**7440-50-8**	**Copper**	0.3	**16.7**	
3050B	07/25/05	6010B	07/28/05	**7439-92-1**	**Lead**	3	**4**	
CLP	07/25/05	7471A	07/29/05	7439-97-6	Mercury	0.07	0.07	U
3050B	07/25/05	6010B	07/28/05	**7440-02-0**	**Nickel**	2	**20**	
3050B	07/25/05	6010B	07/28/05	7440-22-4	Silver	0.5	0.5	U
3050B	07/25/05	6010B	07/28/05	**7440-66-6**	**Zinc**	0.9	**40.9**	

U-Analyte undetected at given RL
RL-Reporting Limit

ANALYTICAL RESOURCES INCORPORATED

INORGANICS ANALYSIS DATA SHEET
TOTAL METALS

Sample ID: AN-RI-SEDC-07B
SAMPLE

Lab Sample ID: IH28M
LIMS ID: 05-11893
Matrix: Sediment
Data Release Authorized:
Reported: 08/03/05

QC Report No: IH28-Anchor Environmental
Project: KC Former Scott Mill
00010501/T2
Date Sampled: 07/14/05
Date Received: 07/18/05

Percent Total Solids: 53.2%

Prep Meth	Prep Date	Analysis Method	Analysis Date	CAS Number	Analyte	RL	mg/kg-dry	Q
3050B	07/25/05	6010B	07/28/05	7440-36-0	Antimony	9	9	U
3050B	07/25/05	6010B	07/28/05	7440-38-2	Arsenic	9	9	U
3050B	07/25/05	6010B	07/28/05	**7440-43-9**	**Cadmium**	0.4	**1.0**	
3050B	07/25/05	6010B	07/28/05	**7440-50-8**	**Copper**	0.4	**102**	
3050B	07/25/05	6010B	07/28/05	**7439-92-1**	**Lead**	4	**7**	
CLP	07/25/05	7471A	07/29/05	7439-97-6	Mercury	0.08	0.08	U
3050B	07/25/05	6010B	07/28/05	**7440-02-0**	**Nickel**	2	**18**	
3050B	07/25/05	6010B	07/28/05	7440-22-4	Silver	0.5	0.5	U
3050B	07/25/05	6010B	07/28/05	**7440-66-6**	**Zinc**	1	**40**	

U-Analyte undetected at given RL
RL-Reporting Limit

ANALYTICAL RESOURCES INCORPORATED

INORGANICS ANALYSIS DATA SHEET
TOTAL METALS

Sample ID: AN-RI-SEDCZ-08A
SAMPLE

Lab Sample ID: IH28N
LIMS ID: 05-11894
Matrix: Sediment
Data Release Authorized:
Reported: 08/03/05

QC Report No: IH28-Anchor Environmental
Project: KC Former Scott Mill
00010501/T2
Date Sampled: 07/13/05
Date Received: 07/18/05

Percent Total Solids: 49.4%

Prep Meth	Prep Date	Analysis Method	Analysis Date	CAS Number	Analyte	RL	mg/kg-dry	Q
3050B	07/25/05	6010B	07/28/05	7440-36-0	Antimony	10	10	U
3050B	07/25/05	6010B	07/28/05	**7440-38-2**	**Arsenic**	10	**10**	
3050B	07/25/05	6010B	07/28/05	**7440-43-9**	**Cadmium**	0.4	**1.3**	
3050B	07/25/05	6010B	07/28/05	**7440-50-8**	**Copper**	0.4	**32.5**	
3050B	07/25/05	6010B	07/28/05	**7439-92-1**	**Lead**	4	**11**	
CLP	07/25/05	7471A	07/29/05	7439-97-6	Mercury	0.09	0.09	U
3050B	07/25/05	6010B	07/28/05	**7440-02-0**	**Nickel**	2	**26**	
3050B	07/25/05	6010B	07/28/05	7440-22-4	Silver	0.6	0.6	U
3050B	07/25/05	6010B	07/28/05	**7440-66-6**	**Zinc**	1	**59**	

U-Analyte undetected at given RL
RL-Reporting Limit

ANALYTICAL RESOURCES INCORPORATED

INORGANICS ANALYSIS DATA SHEET
TOTAL METALS
Page 1 of 1

Sample ID: METHOD BLANK

Lab Sample ID: IH28MB
LIMS ID: 05-11882
Matrix: Sediment
Data Release Authorized:
Reported: 08/03/05

QC Report No: IH28-Anchor Environmental
Project: KC Former Scott Mill
00010501/T2
Date Sampled: NA
Date Received: NA

Percent Total Solids: NA

Prep Meth	Prep Date	Analysis Method	Analysis Date	CAS Number	Analyte	RL	mg/kg-dry	Q
3050B	07/25/05	6010B	07/28/05	7440-36-0	Antimony	5	5	U
3050B	07/25/05	6010B	07/28/05	7440-38-2	Arsenic	5	5	U
3050B	07/25/05	6010B	07/28/05	7440-43-9	Cadmium	0.2	0.2	U
3050B	07/25/05	6010B	07/28/05	7440-50-8	Copper	0.2	0.2	U
3050B	07/25/05	6010B	07/28/05	7439-92-1	Lead	2	2	U
CLP	07/25/05	7471A	07/29/05	7439-97-6	Mercury	0.05	0.05	U
3050B	07/25/05	6010B	07/28/05	7440-02-0	Nickel	1	1	U
3050B	07/25/05	6010B	07/28/05	7440-22-4	Silver	0.3	0.3	U
3050B	07/25/05	6010B	07/28/05	7440-66-6	Zinc	0.6	0.6	U

U-Analyte undetected at given RL
RL-Reporting Limit

ANALYTICAL RESOURCES INCORPORATED

INORGANICS ANALYSIS DATA SHEET
TOTAL METALS

Sample ID: STD REFERENCE ERA D044540

Lab Sample ID: IH28SRM
LIMS ID: 05-11882
Matrix: Sediment
Data Release Authorized:
Reported: 08/03/05

QC Report No: IH28-Anchor Environmental
Project: KC Former Scott Mill 00010501/T2
Date Sampled: NA
Date Received: NA

Analyte	Analysis Method	Analysis Date	mg/kg-dry	Certified Value	Advisory Range
Antimony	6010B	07/28/05	40	79	5-162
Arsenic	6010B	07/28/05	97	96	76-115
Cadmium	6010B	07/28/05	56.3	54.6	44.5-64.7
Copper	6010B	07/28/05	86.5	83.8	69.0-98.6
Lead	6010B	07/28/05	119	121	98-145
Mercury	7471A	07/29/05	4.67	5.82	3.96-7.68
Nickel	6010B	07/28/05	52	54	44-65
Silver	6010B	07/28/05	105	106	64.9-147
Zinc	6010B	07/28/05	233	243	193-293

*Lower advisory range for antimony is the calculated detection limit.

GENERAL CHEMISTRY

SAMPLE RESULTS-CONVENTIONALS
IH28-Anchor Environmental

ANALYTICAL RESOURCES INCORPORATED

Matrix: Sediment
Data Release Authorized:
Reported: 07/26/05

Project: KC Former Scott Mill
Event: 00010501/T2
Date Sampled: 07/13/05
Date Received: 07/18/05

Client ID: AN-RI-SEDC-08A
ARI ID: 05-11881 IH28A

Analyte	Date	Method	Units	RL	Sample
Total Solids	07/18/05 071805#1	EPA 160.3	Percent	0.01	38.20
Total Organic Carbon	07/22/05 072205#1	Plumb,1981	Percent	0.020	8.48

RL Analytical reporting limit
U Undetected at reported detection limit

SAMPLE RESULTS-CONVENTIONALS
IH28-Anchor Environmental

ANALYTICAL RESOURCES INCORPORATED

Matrix: Sediment
Data Release Authorized: BC
Reported: 07/26/05

Project: KC Former Scott Mill
Event: 00010501/T2
Date Sampled: 07/13/05
Date Received: 07/18/05

Client ID: AN-RI-SEDC-08B
ARI ID: 05-11882 IH28B

Analyte	Date	Method	Units	RL	Sample
Total Solids	07/18/05 071805#1	EPA 160.3	Percent	0.01	50.50
Total Organic Carbon	07/22/05 072205#1	Plumb,1981	Percent	0.020	6.70

RL Analytical reporting limit
U Undetected at reported detection limit

SAMPLE RESULTS-CONVENTIONALS
IH28-Anchor Environmental

ANALYTICAL RESOURCES INCORPORATED

Matrix: Sediment
Data Release Authorized: MK
Reported: 07/26/05

Project: KC Former Scott Mill
Event: 00010501/T2
Date Sampled: 07/13/05
Date Received: 07/18/05

Client ID: AN-RI-SEDC-08C
ARI ID: 05-11883 IH28C

Analyte	Date	Method	Units	RL	Sample
Total Solids	07/18/05 071805#1	EPA 160.3	Percent	0.01	66.70
Total Organic Carbon	07/22/05 072205#1	Plumb,1981	Percent	0.020	0.724

RL Analytical reporting limit
U Undetected at reported detection limit

SAMPLE RESULTS-CONVENTIONALS
IH28-Anchor Environmental

ANALYTICAL RESOURCES INCORPORATED

Matrix: Sediment
Data Release Authorized:
Reported: 07/26/05

Project: KC Former Scott Mill
Event: 00010501/T2
Date Sampled: 07/13/05
Date Received: 07/18/05

Client ID: AN-RI-SEDC-09A
ARI ID: 05-11884 IH28D

Analyte	Date	Method	Units	RL	Sample
Total Solids	07/18/05 071805#1	EPA 160.3	Percent	0.01	66.50
Total Organic Carbon	07/22/05 072205#1	Plumb,1981	Percent	0.020	1.27

RL Analytical reporting limit
U Undetected at reported detection limit

SAMPLE RESULTS-CONVENTIONALS
IH28-Anchor Environmental

ANALYTICAL RESOURCES INCORPORATED

Matrix: Sediment
Data Release Authorized:
Reported: 07/26/05

Project: KC Former Scott Mill
Event: 00010501/T2
Date Sampled: 07/13/05
Date Received: 07/18/05

Client ID: AN-RI-SEDC-09B
ARI ID: 05-11885 IH28E

Analyte	Date	Method	Units	RL	Sample
Total Solids	07/18/05 071805#1	EPA 160.3	Percent	0.01	77.10
Total Organic Carbon	07/22/05 072205#1	Plumb,1981	Percent	0.020	0.629

RL Analytical reporting limit
U Undetected at reported detection limit

SAMPLE RESULTS-CONVENTIONALS
IH28-Anchor Environmental

ANALYTICAL RESOURCES INCORPORATED

Matrix: Sediment
Data Release Authorized:
Reported: 07/26/05

Project: KC Former Scott Mill
Event: 00010501/T2
Date Sampled: 07/13/05
Date Received: 07/18/05

Client ID: AN-RI-SEDC-09C
ARI ID: 05-11886 IH28F

Analyte	Date	Method	Units	RL	Sample
Total Solids	07/18/05 071805#1	EPA 160.3	Percent	0.01	86.00
Total Organic Carbon	07/22/05 072205#1	Plumb,1981	Percent	0.020	0.537

RL Analytical reporting limit
U Undetected at reported detection limit

SAMPLE RESULTS-CONVENTIONALS
IH28-Anchor Environmental

ANALYTICAL RESOURCES INCORPORATED

Matrix: Sediment
Data Release Authorized:
Reported: 07/26/05

Project: KC Former Scott Mill
Event: 00010501/T2
Date Sampled: 07/14/05
Date Received: 07/18/05

Client ID: AN-RI-SEDC-02A
ARI ID: 05-11887 IH28G

Analyte	Date	Method	Units	RL	Sample
Total Solids	07/18/05 071805#1	EPA 160.3	Percent	0.01	78.50
Total Organic Carbon	07/22/05 072205#1	Plumb,1981	Percent	0.020	1.83

RL Analytical reporting limit
U Undetected at reported detection limit

SAMPLE RESULTS-CONVENTIONALS
IH28-Anchor Environmental

ANALYTICAL RESOURCES INCORPORATED

Matrix: Sediment
Data Release Authorized:
Reported: 07/26/05

Project: KC Former Scott Mill
Event: 00010501/T2
Date Sampled: 07/14/05
Date Received: 07/18/05

Client ID: AN-RI-SEDC-02B
ARI ID: 05-11888 IH28H

Analyte	Date	Method	Units	RL	Sample
Total Solids	07/18/05 071805#1	EPA 160.3	Percent	0.01	83.70
Total Organic Carbon	07/19/05 071905#1	Plumb,1981	Percent	0.020	0.310

RL Analytical reporting limit
U Undetected at reported detection limit

SAMPLE RESULTS-CONVENTIONALS
IH28-Anchor Environmental

ANALYTICAL RESOURCES INCORPORATED

Matrix: Sediment
Data Release Authorized:
Reported: 07/26/05

Project: KC Former Scott Mill
Event: 00010501/T2
Date Sampled: 07/14/05
Date Received: 07/18/05

Client ID: AN-RI-SEDC-06A
ARI ID: 05-11889 IH28I

Analyte	Date	Method	Units	RL	Sample
Total Solids	07/18/05 071805#1	EPA 160.3	Percent	0.01	38.70
Total Organic Carbon	07/22/05 072205#1	Plumb,1981	Percent	0.020	10.6

RL Analytical reporting limit
U Undetected at reported detection limit

SAMPLE RESULTS-CONVENTIONALS
IH28-Anchor Environmental

ANALYTICAL RESOURCES INCORPORATED

Matrix: Sediment
Data Release Authorized: MC
Reported: 07/26/05

Project: KC Former Scott Mill
Event: 00010501/T2
Date Sampled: 07/14/05
Date Received: 07/18/05

Client ID: AN-RI-SEDC-06B
ARI ID: 05-11890 IH28J

Analyte	Date	Method	Units	RL	Sample
Total Solids	07/18/05 071805#1	EPA 160.3	Percent	0.01	62.40
Total Organic Carbon	07/22/05 072205#1	Plumb,1981	Percent	0.020	2.21

RL Analytical reporting limit
U Undetected at reported detection limit

SAMPLE RESULTS-CONVENTIONALS
IH28-Anchor Environmental

ANALYTICAL RESOURCES INCORPORATED

Matrix: Sediment
Data Release Authorized:
Reported: 07/26/05

Project: KC Former Scott Mill
Event: 00010501/T2
Date Sampled: 07/14/05
Date Received: 07/18/05

Client ID: AN-RI-SEDC-06C
ARI ID: 05-11891 IH28K

Analyte	Date	Method	Units	RL	Sample
Total Solids	07/18/05 071805#1	EPA 160.3	Percent	0.01	65.20
Total Organic Carbon	07/19/05 071905#1	Plumb,1981	Percent	0.020	1.05

RL Analytical reporting limit
U Undetected at reported detection limit

SAMPLE RESULTS-CONVENTIONALS
IH28-Anchor Environmental

ANALYTICAL RESOURCES INCORPORATED

Matrix: Sediment
Data Release Authorized:
Reported: 07/26/05

Project: KC Former Scott Mill
Event: 00010501/T2
Date Sampled: 07/14/05
Date Received: 07/18/05

Client ID: AN-RI-SEDC-07A
ARI ID: 05-11892 IH28L

Analyte	Date	Method	Units	RL	Sample
Total Solids	07/18/05 071805#1	EPA 160.3	Percent	0.01	62.20
Total Organic Carbon	07/19/05 071905#1	Plumb,1981	Percent	0.020	1.04

RL Analytical reporting limit
U Undetected at reported detection limit

SAMPLE RESULTS-CONVENTIONALS
IH28-Anchor Environmental

ANALYTICAL RESOURCES INCORPORATED

Matrix: Sediment
Data Release Authorized:
Reported: 07/26/05

Project: KC Former Scott Mill
Event: 00010501/T2
Date Sampled: 07/14/05
Date Received: 07/18/05

Client ID: AN-RI-SEDC-07B
ARI ID: 05-11893 IH28M

Analyte	Date	Method	Units	RL	Sample
Total Solids	07/18/05 071805#1	EPA 160.3	Percent	0.01	52.00
Total Organic Carbon	07/22/05 072205#1	Plumb,1981	Percent	0.020	3.99

RL Analytical reporting limit
U Undetected at reported detection limit

SAMPLE RESULTS-CONVENTIONALS
IH28-Anchor Environmental

ANALYTICAL RESOURCES INCORPORATED

Matrix: Sediment
Data Release Authorized:
Reported: 07/26/05

Project: KC Former Scott Mill
Event: 00010501/T2
Date Sampled: 07/13/05
Date Received: 07/18/05

Client ID: AN-RI-SEDCZ-08A
ARI ID: 05-11894 IH28N

Analyte	Date	Method	Units	RL	Sample
Total Solids	07/18/05 071805#1	EPA 160.3	Percent	0.01	49.00
Total Organic Carbon	07/19/05 071905#1	Plumb,1981	Percent	0.020	6.28

RL Analytical reporting limit
U Undetected at reported detection limit

SAMPLE RESULTS-CONVENTIONALS
IH28-Anchor Environmental

ANALYTICAL RESOURCES INCORPORATED

Matrix: Sediment
Data Release Authorized:
Reported: 07/26/05

Project: KC Former Scott Mill
Event: 00010501/T2
Date Sampled: 07/13/05
Date Received: 07/18/05

Client ID: AN-RI-SEDCZ-08B
ARI ID: 05-11895 IH28O

Analyte	Date	Method	Units	RL	Sample
Total Solids	07/18/05 071805#1	EPA 160.3	Percent	0.01	48.80
Total Organic Carbon	07/22/05 072205#1	Plumb,1981	Percent	0.020	3.66

RL Analytical reporting limit
U Undetected at reported detection limit

METHOD BLANK RESULTS-CONVENTIONALS
IH28-Anchor Environmental

ANALYTICAL RESOURCES INCORPORATED

Matrix: Sediment
Data Release Authorized:
Reported: 07/26/05

Project: KC Former Scott Mill
Event: 00010501/T2
Date Sampled: NA
Date Received: NA

Analyte	Date	Units	Blank
Total Solids	07/18/05	Percent	< 0.01 U
Total Organic Carbon	07/19/05	Percent	< 0.020 U
	07/22/05		< 0.020 U

LAB CONTROL RESULTS-CONVENTIONALS
IH28-Anchor Environmental

ANALYTICAL RESOURCES INCORPORATED

Matrix: Sediment
Data Release Authorized:
Reported: 07/26/05

Project: KC Former Scott Mill
Event: 00010501/T2
Date Sampled: NA
Date Received: NA

Analyte	Date	Units	LCS	Spike Added	Recovery
Total Organic Carbon	07/19/05	Percent	0.516	0.500	103.2%
	07/22/05		0.529	0.500	105.8%

STANDARD REFERENCE RESULTS-CONVENTIONALS
IH28-Anchor Environmental

ANALYTICAL RESOURCES INCORPORATED

Matrix: Sediment
Data Release Authorized:
Reported: 07/26/05

Project: KC Former Scott Mill
Event: 00010501/T2
Date Sampled: NA
Date Received: NA

Analyte/SRM ID	Date	Units	SRM	True Value	Recovery
Total Organic Carbon	07/19/05	Percent	3.25	3.35	97.0%
NIST #8704	07/22/05		3.28	3.35	97.9%

REPLICATE RESULTS-CONVENTIONALS
IH28-Anchor Environmental

ANALYTICAL RESOURCES INCORPORATED

Matrix: Sediment
Data Release Authorized:
Reported: 07/26/05

Project: KC Former Scott Mill
Event: 00010501/T2
Date Sampled: 07/13/05
Date Received: 07/18/05

Analyte	Date	Units	Sample	Replicate(s)	RPD/RSD
ARI ID: IH28A Client ID: AN-RI-SEDC-08A					
Total Solids	07/18/05	Percent	38.20	38.40	0.5%
Total Organic Carbon	07/22/05	Percent	8.48	8.46 9.17	4.6%

MS/MSD RESULTS-CONVENTIONALS
IH28-Anchor Environmental

ANALYTICAL RESOURCES INCORPORATED

Matrix: Sediment
Data Release Authorized: JC
Reported: 07/26/05

Project: KC Former Scott Mill
Event: 00010501/T2
Date Sampled: 07/13/05
Date Received: 07/18/05

Analyte	Date	Units	Sample	Spike	Spike Added	Recovery
ARI ID: IH28A Client ID: AN-RI-SEDC-08A						
Total Organic Carbon	07/22/05	Percent	8.48	16.4	8.48	93.4%

GEOTECH

Analytical Resources, Incorporated
Analytical Chemists and Consultants

Client: Anchor Environmental	Project No.: IH28
Client Project: 00010501/T2	

Case Narrative

1. The samples were submitted for grain size analysis according to PSEP methodology.
2. The samples were run in a single batch, and one sample was chosen for triplicate analysis. The triplicate data is reported on the QA summary.
3. The data is provided in summary tables and plots.
4. There were no other noted anomalies in the samples or methods on this project.

Approved by: _____ Date: 8/3/05
Title: Supervising Technician

4611 South 134th Place, Suite 100 • Tukwila WA 98168 • **206-695-6200** • **206-695-6201** fax

Analytical Resources, Incorporated
Analytical Chemists and Consultants

Client: Anchor Environmental	ARI Project No.: IH28
Client Project: 00010501/T2	

Case Narrative

1. Twelve samples were received on July 18, 2005, and were in good condition. Each sample was received in a 16 oz plastic jar.
2. The samples were tested for Atterberg limits according to ASTM D-4318 method A dry prep. The samples appeared to have noticeable amounts of silt and fine sand as well as clay. There were no perceived anomalies to the samples or testing.

Approved by: _____ Date: 8/3/05
Title: Supervising Technician

4611 South 134th Place, Suite 100 • Tukwila WA 98168 • **206-695-6200** • **206-695-6201** fax

Anchor Environmental
00010501/T2

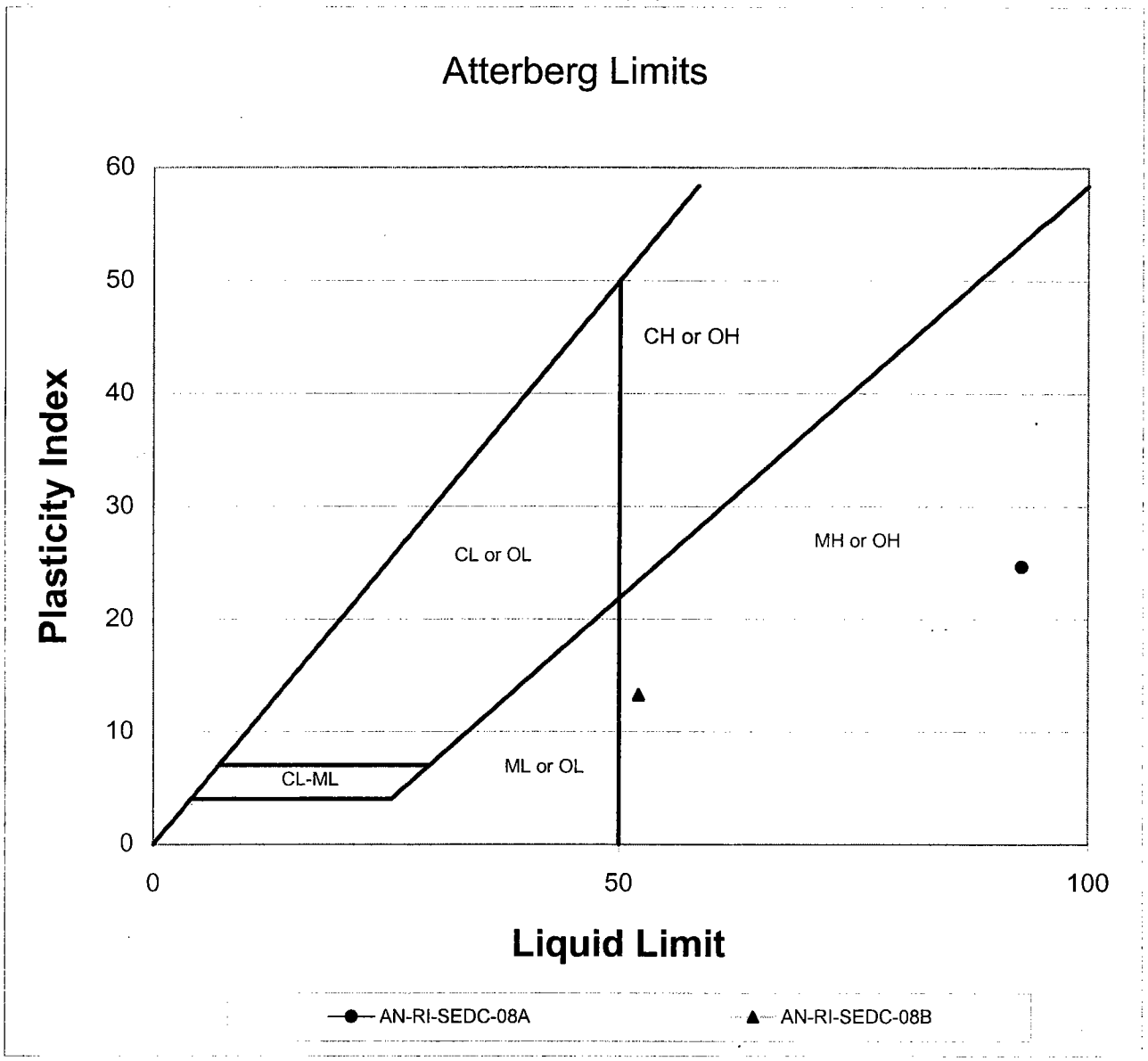

Sample Number	Depth	Plasticity Index	Liquid Limit	Plastic Limit	Classification
AN-RI-SEDC-08A	NA	24.7	93.1	68.4	OH
AN-RI-SEDC-08B	NA	13.3	52.1	38.8	OH

IH28

ANALYTICAL RESOURCES INCORPORATED

Anchor Environmental
00010501/T2

Apparent Grain Size Distribution Summary
Percent Finer Than Indicated Size

Sample No.	Gravel			Very Coarse Sand	Coarse Sand	Medium Sand	Fine Sand	Very Fine Sand	Silt				Clay	
Phi Size	-3	-2	-1	0	1	2	3	4	5	6	7	8	9	10
Sieve Size (microns)	3/8"	#4	#10 (2000)	#18 (1000)	#35 (500)	#60 (250)	#120 (125)	#230 (62)	31.00	15.60	7.80	3.90	2.00	1.00
AN-RI-SEDC-08C	100.0	100.0	99.2	98.3	97.0	94.5	90.4	75.3	44.3	25.3	17.9	13.7	10.2	7.1
AN-RI-SEDC-08C	100.0	100.0	98.9	98.1	96.7	94.2	89.9	75.1	42.1	26.3	18.1	14.1	10.9	7.8
AN-RI-SEDC-08C	100.0	100.0	99.2	98.4	97.0	94.6	90.4	74.9	43.4	25.2	17.7	13.7	10.6	7.7
AN-RI-SEDC-08A	100.0	95.6	93.4	91.6	85.3	80.9	75.6	71.1	65.7	50.3	36.3	25.5	18.3	12.8
AN-RI-SEDC-08B	100.0	99.0	94.9	91.9	89.1	85.3	76.9	64.0	45.7	30.3	21.1	15.6	11.1	7.6
AN-RI-SEDC-09A	100.0	100.0	94.5	90.1	84.2	75.6	69.7	50.7	31.4	19.2	14.1	10.7	8.1	5.4
AN-RI-SEDC-09B	100.0	93.2	80.9	70.7	62.3	52.1	47.7	38.7	26.2	16.0	11.3	8.6	6.8	4.9
AN-RI-SEDC-09C	100.0	59.3	33.4	26.5	22.9	19.2	17.5	15.3	10.2	6.7	4.7	3.5	2.7	1.9
AN-RI-SEDC-02A	100.0	83.7	67.5	58.8	50.7	34.5	17.1	11.5	7.3	5.7	4.6	3.5	2.6	1.9
AN-RI-SEDC-02B	100.0	94.2	85.5	77.8	68.0	47.9	31.9	26.3	21.8	18.0	14.0	10.3	7.5	5.3
AN-RI-SEDC-06A	100.0	93.6	87.9	81.7	74.3	65.3	51.1	37.9	22.4	14.8	11.5	8.9	7.0	5.6
AN-RI-SEDC-06B	100.0	98.8	96.6	93.9	90.0	84.7	77.6	64.2	38.4	23.9	17.4	13.6	10.9	8.2
AN-RI-SEDC-06C	100.0	100.0	99.7	98.8	97.4	95.3	92.5	77.0	44.1	27.5	19.9	15.8	12.5	9.1
AN-RI-SEDC-07A	100.0	99.2	98.5	97.9	96.8	95.6	92.2	73.2	45.6	28.7	21.5	17.1	13.7	10.0
AN-RI-SEDC-07B	100.0	97.9	94.9	93.3	90.1	85.5	71.8	54.2	36.2	24.1	17.9	13.9	10.6	7.9
AN-RI-SEDCZ-08A	100.0	99.1	96.9	95.7	91.7	87.8	81.2	75.4	64.5	43.4	28.9	21.0	15.4	10.8

Notes to the Testing:

1. Organic matter was not removed prior to testing, thus the reported values are the "apparent" grain size distribution. See narrative for discussion of the testing.

IH28

000111

ANALYTICAL RESOURCES INCORPORATED

Anchor Environmental
00010501/T2

Apparent Grain Size Distribution Summary
Percent Retained in Each Size Fraction

Sample No.	Gravel	Very Coarse Sand	Coarse Sand	Medium Sand	Fine Sand	Very Fine Sand	Coarse Silt	Medium Silt	Fine Silt	Very Fine Silt	Clay		
Phi Size	> -1	-1 to 0	0 to 1	1 to 2	2 to 3	3 to 4	4 to 5	5 to 6	6 to 7	7 to 8	8 to 9	9 to 10	< 10
Sieve Size (microns)	> #10 (2000)	10 to 18 (2000-1000)	18-35 (1000-500)	35-60 (500-250)	60-120 (250-125)	120-230 (125-62)	62.5-31.0	31.0-15.6	15.6-7.8	7.8-3.9	3.9-2.0	2.0-1.0	<1.0
AN-RI-SEDC-08C	0.8	0.9	1.4	2.4	4.2	15.0	31.1	19.0	7.4	4.2	3.5	3.1	7.1
AN-RI-SEDC-08C	1.1	0.8	1.4	2.5	4.2	14.8	33.0	15.8	8.2	4.0	3.2	3.1	7.8
AN-RI-SEDC-08C	0.8	0.8	1.4	2.4	4.2	15.5	31.5	18.1	7.5	4.0	3.1	3.0	7.7
AN-RI-SEDC-08A	6.6	1.8	6.3	4.3	5.3	4.5	5.5	15.4	14.0	10.8	7.1	5.5	12.8
AN-RI-SEDC-08B	5.1	3.0	2.8	3.8	8.5	12.9	18.2	15.5	9.2	5.4	4.6	3.5	7.6
AN-RI-SEDC-09A	5.5	4.4	5.9	8.6	5.9	18.9	19.3	12.2	5.1	3.4	2.7	2.7	5.4
AN-RI-SEDC-09B	19.1	10.1	8.5	10.2	4.4	9.0	12.5	10.1	4.8	2.7	1.8	1.9	4.9
AN-RI-SEDC-09C	66.6	6.9	3.6	3.6	1.8	2.2	5.1	3.5	2.0	1.2	0.8	0.8	1.9
AN-RI-SEDC-02A	32.5	8.6	8.2	16.1	17.4	5.6	4.2	1.6	1.1	1.1	0.8	0.7	1.9
AN-RI-SEDC-02B	14.5	7.7	9.8	20.1	16.0	5.6	4.5	3.8	4.0	3.7	2.8	2.1	5.3
AN-RI-SEDC-06A	12.1	6.2	7.4	9.0	14.2	13.2	15.5	7.6	3.3	2.6	2.0	1.3	5.6
AN-RI-SEDC-06B	3.4	2.7	3.8	5.3	7.1	13.4	25.8	14.5	6.6	3.8	2.7	2.7	8.2
AN-RI-SEDC-06C	0.3	0.9	1.4	2.1	2.8	15.5	32.9	16.6	7.6	4.2	3.3	3.4	9.1
AN-RI-SEDC-07A	1.5	0.7	1.0	1.2	3.4	19.0	27.6	16.9	7.2	4.5	3.4	3.7	10.0
AN-RI-SEDC-07B	5.1	1.6	3.2	4.6	13.6	17.6	18.0	12.1	6.2	4.0	3.3	2.7	7.9
AN-RI-SEDCZ-08A	3.1	1.2	3.9	3.9	6.7	5.7	10.9	21.2	14.5	7.9	5.6	4.6	10.8

Notes to the Testing:

1. Organic matter was not removed prior to testing, thus the reported values are the "apparent" grain size distribution. See narrative for discussion of the testing.

IH28

000112

QA SUMMARY

ANALYTICAL RESOURCES INCORPORATED

PROJECT:	Anchor Environmental	Project No.:	00010501/T2
ARI Triplicate Sample ID:	IH28 C	Batch No.:	IH28
Client Triplicate Sample ID:	AN-RI-SEDC-08C	Page:	1 of 1

Relative Standard Deviation, By Phi Size

Sample ID	-3	-2	-1	0	1	2	3	4	5	6	7	8	9	10
N-RI-SEDC-08	100.0	100.0	99.2	98.3	97.0	94.5	90.4	75.3	44.3	25.3	17.9	13.7	10.2	7.1
N-RI-SEDC-08	100.0	100.0	98.9	98.1	96.7	94.2	89.9	75.1	42.1	26.3	18.1	14.1	10.9	7.8
N-RI-SEDC-08	100.0	100.0	99.2	98.4	97.0	94.6	90.4	74.9	43.4	25.2	17.7	13.7	10.6	7.7
AVE	NA	100.00	99.09	98.25	96.86	94.43	90.23	75.10	43.25	25.60	17.90	13.83	10.57	7.50
STDEV	NA	0.00	0.19	0.14	0.18	0.22	0.26	0.23	1.11	0.59	0.19	0.25	0.37	0.37
%RSD	NA	0.00	0.19	0.15	0.18	0.24	0.29	0.30	2.56	2.29	1.07	1.82	3.49	4.89

The Triplicate Applies To The Following Samples

Client ID	Date Sampled	Date Extracted	Date Complete	QA Ratio (95-105)	Data Qualifiers	Pipette Portion (5.0-25.0g)
AN-RI-SEDC-08C	7/13/05	7/22/05	8/1/05	101.4		20.0
AN-RI-SEDC-08C	7/13/05	7/22/05	8/1/05	104.9		20.5
AN-RI-SEDC-08C	7/13/05	7/22/05	8/1/05	100.5		19.6
AN-RI-SEDC-08A	7/13/05	7/22/05	8/1/05	99.9		11.4
AN-RI-SEDC-08B	7/13/05	7/22/05	8/1/05	98.3		15.4
AN-RI-SEDC-09A	7/13/05	7/22/05	8/1/05	100.5		15.8
AN-RI-SEDC-09B	7/13/05	7/22/05	8/1/05	102.1		19.0
AN-RI-SEDC-09C	7/13/05	7/22/05	8/1/05	102.3		20.2
AN-RI-SEDC-02A	7/14/05	7/22/05	8/1/05	102.6		8.7
AN-RI-SEDC-02B	7/14/05	7/22/05	8/1/05	99.9		13.5
AN-RI-SEDC-06A	7/14/05	7/22/05	8/1/05	101.4		11.7
AN-RI-SEDC-06B	7/14/05	7/31/05	8/3/05	98.5		17.8
AN-RI-SEDC-06C	7/14/05	7/22/05	8/1/05	99.3		22.6
AN-RI-SEDC-07A	7/14/05	7/22/05	8/1/05	99.2		20.8
AN-RI-SEDC-07B	7/14/05	7/22/05	8/1/05	98.5		20.5
AN-RI-SEDCZ-08A	7/13/05	7/22/05	8/1/05	96.1		22.0

* ARI Internal QA limits = 95-105%

000113

Notes to the Testing:

1. Organic matter was not removed prior to testing, thus the reported values are the "apparent" grain size distribution. See narrative for discussion of the testing.

Laboratory Data Package

prepared
for

ANCHOR ENVIRONMENTAL

KC FORMER SCOTT MILL , 00010501/T2

ARI JOB NO. IH28

prepared
by

Analytical Resources, Inc.

TOTAL SOLIDS

Extractions Total Solids-extts
Data By: Sean M. Laperle
Created: 7/19/05

Worklist: 8807
Analyst: SML
Comments:

	ARI ID	Tare Wt (g)	Wet Wt (g)	Dry Wt (g)	% Solids	pH
1.	IH28A 05-11881	0.80	10.38	4.50	38.6	7.0
2.	IH28B 05-11882	0.78	10.66	5.88	51.6	7.2
3.	IH28C 05-11883	0.80	13.30	9.40	68.8	7.8
4.	IH28D 05-11884	0.80	12.58	8.62	66.4	7.3
5.	IH28E 05-11885	0.80	12.32	9.36	74.3	7.8
6.	IH28F 05-11886	0.80	10.28	9.02	86.7	8.0
7.	IH28G 05-11887	0.80	12.32	10.02	80.0	7.5
8.	IH28H 05-11888	0.80	14.00	11.98	84.7	8.2
9.	IH28I 05-11889	0.82	10.64	4.96	42.2	7.2
10.	IH28J 05-11890	0.80	13.96	9.38	65.2	7.6
11.	IH28K 05-11891	0.80	10.94	7.46	65.7	7.7
12.	IH28L 05-11892	0.78	10.08	6.78	64.5	7.5
13.	IH28M 05-11893	0.80	12.30	6.88	52.9	7.3
14.	IH28N 05-11894	0.80	11.16	5.88	49.0	7.4
15.	IH28O 05-11895	0.80	10.90	5.78	49.3	7.3

Solids Data Entry Report Checked by: LM Date: 7/26/05
Date: 07/26/05 Data Analyst: DM

Solids Determination performed on 07/25/05 by LM

JOB	SAMPLE	CLIENTID	TAREWEIGHT	SAMPDISH	DRYWEIGHT	SOLIDS
IH28	A	AN-RI-SEDC-08A	1.004	10.811	4.746	38.16
IH28	B	AN-RI-SEDC-08B	1.025	10.030	5.577	50.55
IH28	C	AN-RI-SEDC-08C	1.051	10.100	7.237	68.36
IH28	D	AN-RI-SEDC-09A	1.047	10.353	7.185	65.96
IH28	E	AN-RI-SEDC-09B	0.976	10.591	7.594	68.83
IH28	F	AN-RI-SEDC-09C	0.983	10.439	9.087	85.70
IH28	G	AN-RI-SEDC-02A	1.046	10.583	8.282	75.87
IH28	H	AN-RI-SEDC-02B	1.039	10.134	8.592	83.05
IH28	I	AN-RI-SEDC-06A	1.010	10.306	4.873	41.56
IH28	J	AN-RI-SEDC-06B	1.007	10.059	6.818	64.20
IH28	K	AN-RI-SEDC-06C	1.022	10.019	7.134	67.93
IH28	L	AN-RI-SEDC-07A	0.995	10.093	6.734	63.08
IH28	M	AN-RI-SEDC-07B	0.997	10.670	6.140	53.17
IH28	N	AN-RI-SEDCZ-08A	1.046	10.233	5.580	49.35

Semivolatile Organics Analysis
QC Summary Data

prepared
for

ANCHOR ENVIRONMENTAL

KC FORMER SCOTT MILL , 00010501/T2

ARI JOB NO. IH28

prepared
by

Analytical Resources, Inc.

ANALYTICAL RESOURCES INCORPORATED

SW8270 SURROGATE RECOVERY SUMMARY

Matrix: Sediment

QC Report No: IH28-Anchor Environmental
Project: KC Former Scott Mill
00010501/T2

Client ID	NBZ	FBP	TPH	DCB	PHL	2FP	TBP	2CP	TOT OUT
AN-RI-SEDC-08A	59.6%	61.2%	67.6%	53.6%	60.3%	57.1%	71.2%	61.1%	0
AN-RI-SEDC-08A DL	55.2%	55.0%	57.5%	47.9%	57.2%	58.2%	64.6%	57.4%	0
AN-RI-SEDC-08B	59.6%	64.8%	70.8%	49.2%	58.7%	57.1%	76.8%	60.5%	0
AN-RI-SEDC-08C	48.4%	52.4%	57.6%	44.0%	46.1%	50.4%	61.1%	48.5%	0
AN-RI-SEDC-09A	63.2%	66.0%	71.6%	56.8%	59.2%	64.3%	75.2%	63.2%	0
AN-RI-SEDC-09B	60.0%	63.2%	63.6%	52.4%	60.5%	63.5%	69.9%	61.3%	0
MB-072505	70.8%	72.4%	81.2%	68.8%	71.2%	61.1%	51.7%	66.9%	0
LCS-072505	61.6%	62.8%	76.0%	58.8%	66.1%	56.8%	60.0%	61.1%	0
SRM-SQ-1	60.8%	60.8%	58.8%	56.0%	62.4%	63.7%	67.5%	63.2%	0
AN-RI-SEDC-09C	62.8%	67.6%	69.2%	58.4%	63.5%	65.1%	72.3%	65.3%	0
AN-RI-SEDC-09C MS	63.2%	67.2%	69.6%	57.2%	66.4%	64.5%	69.3%	65.1%	0
AN-RI-SEDC-09C MSD	58.0%	62.0%	66.4%	52.4%	61.9%	58.9%	66.4%	61.1%	0
AN-RI-SEDC-02A	65.6%	67.2%	64.8%	55.2%	62.9%	68.0%	70.7%	65.9%	0
MB-080305	70.8%	70.4%	75.6%	66.8%	72.8%	64.5%	78.7%	72.8%	0
LCS-080305	64.8%	64.8%	70.4%	60.4%	66.9%	64.5%	72.0%	68.3%	0
AN-RI-SEDC-02B	58.0%	60.4%	62.4%	51.6%	45.1%	20.1%*	24.6%*	32.5%*	3
AN-RI-SEDC-02B RE	62.4%	63.2%	60.8%	50.8%	60.8%	36.8%	37.3%	52.0%	0
AN-RI-SEDC-06A	62.0%	62.0%	62.4%	51.2%	57.9%	62.7%	67.7%	61.9%	0
AN-RI-SEDC-06B	57.6%	59.2%	57.6%	48.4%	56.5%	59.7%	61.6%	57.9%	0
AN-RI-SEDC-06C	61.2%	65.2%	73.6%	49.2%	55.7%	59.7%	73.6%	60.0%	0
AN-RI-SEDC-06C DL	59.5%	62.6%	69.1%	50.3%	66.7%	66.2%	78.5%	65.3%	0
AN-RI-SEDC-07A	59.2%	62.0%	68.4%	50.0%	55.2%	58.9%	69.3%	58.4%	0
AN-RI-SEDC-07B	58.0%	57.6%	68.4%	46.8%	54.4%	58.9%	64.8%	57.3%	0
AN-RI-SEDCZ-08A	55.2%	58.8%	59.2%	43.2%	62.7%	61.9%	71.7%	61.6%	0
AN-RI-SEDCZ-08B	44.8%	44.0%	33.6%	38.6%	44.5%	48.5%	52.5%	46.9%	0

	LCS/MB LIMITS	QC LIMITS
(NBZ) = d5-Nitrobenzene	(39-93)	(28-103)
(FBP) = 2-Fluorobiphenyl	(40-95)	(33-104)
(TPH) = d14-p-Terphenyl	(46-116)	(31-120)
(DCB) = d4-1,2-Dichlorobenzene	(41-86)	(30-84)
(PHL) = d5-Phenol	(45-91)	(29-109)
(2FP) = 2-Fluorophenol	(36-100)	(24-112)
(TBP) = 2,4,6-Tribromophenol	(34-110)	(27-134)
(2CP) = d4-2-Chlorophenol	(46-89)	(34-101)

Prep Method: SW3550B
Log Number Range: 05-11881 to 05-11895

FORM-II SW8270

ANALYTICAL RESOURCES INCORPORATED

ORGANICS ANALYSIS DATA SHEET
PSDDA Semivolatiles by SW8270D GC/MS **Sample ID: AN-RI-SEDC-09C**
Page 1 of 1 **MS/MSD**

Lab Sample ID: IH28F
LIMS ID: 05-11886
Matrix: Sediment
Data Release Authorized:
Reported: 08/04/05

QC Report No: IH28-Anchor Environmental
Project: KC Former Scott Mill
00010501/T2
Date Sampled: 07/13/05
Date Received: 07/18/05

Date Extracted MS/MSD: 07/25/05

Date Analyzed MS: 08/03/05 02:25
MSD: 08/03/05 02:58
Instrument/Analyst MS: NT4/LJR
MSD: NT4/LJR
GPC Cleanup: NO

Sample Amount MS: 25.5 g-dry-wt
MSD: 25.7 g-dry-wt
Final Extract Volume MS: 0.5 mL
MSD: 0.5 mL
Dilution Factor MS: 1.00
MSD: 1.00
Percent Moisture: 13.3%
pH: 8.0

Analyte	Sample	MS	Spike Added-MS	MS Recovery	MSD	Spike Added-MSD	MSD Recovery	RPD
Phenol	< 19.5	499	736	67.8%	463	730	63.4%	7.5%
1,2,4-Trichlorobenzene	< 19.5	325	490	66.3%	297	487	61.0%	9.0%
Acenaphthene	< 19.5	340	490	69.4%	328	487	67.4%	3.6%
Pentachlorophenol	< 97.7	496	736	67.4%	603	730	82.6%	19.5%
Pyrene	< 19.5	347	490	70.8%	332	487	68.2%	4.4%

Results reported in µg/kg
RPD calculated using sample concentrations per SW846.

ANALYTICAL RESOURCES INCORPORATED

ORGANICS ANALYSIS DATA SHEET
PSDDA Semivolatiles by SW8270D GC/MS **Sample ID: LCS-072505**
Page 1 of 1 **LAB CONTROL**

Lab Sample ID: LCS-072505
LIMS ID: 05-11886
Matrix: Sediment
Data Release Authorized:
Reported: 08/04/05

QC Report No: IH28-Anchor Environmental
Project: KC Former Scott Mill
00010501/T2
Date Sampled: 07/13/05
Date Received: 07/18/05

Date Extracted: 07/25/05
Date Analyzed: 08/02/05 22:34
Instrument/Analyst: NT4/LJR
GPC Cleanup: NO

Sample Amount: 25.0 g
Final Extract Volume: 0.5 mL
Dilution Factor: 1.00
Percent Moisture: NA
pH: NA

Analyte	Lab Control	Spike Added	Recovery
Phenol	480	750	64.0%
1,2,4-Trichlorobenzene	307	500	61.4%
Acenaphthene	317	500	63.4%
Pentachlorophenol	568	750	75.7%
Pyrene	358	500	71.6%

Semivolatile Surrogate Recovery

d5-Nitrobenzene	61.6%
2-Fluorobiphenyl	62.8%
d14-p-Terphenyl	76.0%
d4-1,2-Dichlorobenzene	58.8%
d5-Phenol	66.1%
2-Fluorophenol	56.8%
2,4,6-Tribromophenol	60.0%
d4-2-Chlorophenol	61.1%

Results reported in µg/kg

ANALYTICAL RESOURCES INCORPORATED

ORGANICS ANALYSIS DATA SHEET
PSDDA Semivolatiles by SW8270D GC/MS **Sample ID: LCS-080305**
Page 1 of 1 **LAB CONTROL**

Lab Sample ID: LCS-080305
LIMS ID: 05-11888
Matrix: Sediment
Data Release Authorized:
Reported: 08/08/05

QC Report No: IH28-Anchor Environmental
Project: KC Former Scott Mill
00010501/T2
Date Sampled: 07/14/05
Date Received: 07/18/05

Date Extracted: 08/03/05
Date Analyzed: 08/05/05 16:57
Instrument/Analyst: NT6/LJR
GPC Cleanup: NO

Sample Amount: 25.0 g
Final Extract Volume: 0.5 mL
Dilution Factor: 1.00
Percent Moisture: NA
pH: NA

Analyte	Lab Control	Spike Added	Recovery
Phenol	559	750	74.5%
1,2,4-Trichlorobenzene	314	500	62.8%
Acenaphthene	353	500	70.6%
Pentachlorophenol	676	750	90.1%
Pyrene	363	500	72.6%

Semivolatile Surrogate Recovery

d5-Nitrobenzene	64.8%
2-Fluorobiphenyl	64.8%
d14-p-Terphenyl	70.4%
d4-1,2-Dichlorobenzene	60.4%
d5-Phenol	66.9%
2-Fluorophenol	64.5%
2,4,6-Tribromophenol	72.0%
d4-2-Chlorophenol	68.3%

Results reported in µg/kg

4B

SEMIVOLATILE METHOD BLANK SUMMARY

BLANK NO.

IH28MBS1

Lab Name: ANALYTICAL RESOURCES, INC Client: ANCHOR

ARI Job No: IH28 Project: KC FORMER SCOTT MILL

Lab File ID: IH28MB Date Extracted: 07/25/05

Instrument ID: NT4 Date Analyzed: 08/02/05

Matrix: SOLID Time Analyzed: 2201

THIS METHOD BLANK APPLIES TO THE FOLLOWING SAMPLES, MS and MSD:

	CLIENT SAMPLE NO.	LAB SAMPLE ID	LAB FILE ID	DATE ANALYZED
01	IH28LCSS1	IH28LCSS1	IH28SB	08/02/05
02	SQ-1	IH28SRM	IH28SRM	08/03/05
03	AN-RI-SEDC-09B	IH28E	IH28E	08/03/05
04	AN-RI-SEDC-09C	IH28F	IH28F	08/03/05
05	AN-RI-SEDC-09C M	IH28FMS	IH28FMS	08/03/05
06	AN-RI-SEDC-09C M	IH28FMSD	IH28FMD	08/03/05
07	AN-RI-SEDC-02A	IH28G	IH28G	08/03/05
08	AN-RI-SEDC-02B	IH28H	IH28H	08/03/05
09	AN-RI-SEDC-06A	IH28I	IH28I	08/03/05
10	AN-RI-SEDC-06B	IH28J	IH28J	08/03/05
11	AN-RI-SEDC-08A	IH28A	IH28A	08/03/05
12	AN-RI-SEDC-08B	IH28B	IH28B	08/03/05
13	AN-RI-SEDC-08C	IH28C	IH28C	08/03/05
14	AN-RI-SEDC-09A	IH28D	IH28D	08/03/05
15	AN-RI-SEDC-06C	IH28K	IH28K	08/03/05
16	AN-RI-SEDC-07A	IH28L	IH28L	08/03/05
17	AN-RI-SEDC-07B	IH28M	IH28M	08/03/05
18	AN-RI-SEDC-08A	IH28A	IH28ADL	08/03/05
19	AN-RI-SEDC-06C	IH28K	IH28KDL	08/03/05
20	AN-RI-SEDCZ-08A	IH28N	IH28N2	08/03/05
21	AN-RI-SEDCZ-08B	IH28O	IH28ODL	08/03/05
22				
23				
24				
25				
26				
27				
28				
29				
30				

COMMENTS:

FORM IV SV

4B

SEMIVOLATILE METHOD BLANK SUMMARY

BLANK NO.

IH28MBS2

Lab Name: ANALYTICAL RESOURCES, INC Client: ANCHOR

ARI Job No: IH28 Project: KC FORMER SCOTT MILL

Lab File ID: IH28MB2 Date Extracted: 08/03/05

Instrument ID: NT6 Date Analyzed: 08/05/05

Matrix: SOLID Time Analyzed: 1623

THIS METHOD BLANK APPLIES TO THE FOLLOWING SAMPLES, MS and MSD:

	CLIENT SAMPLE NO.	LAB SAMPLE ID	LAB FILE ID	DATE ANALYZED
01	IH28LCSS2	IH28LCSS2	IH28SB2	08/05/05
02	AN-RI-SEDC-02B	IH28HRE	IH28HRE	08/05/05
03				
04				
05				
06				
07				
08				
09				
10				
11				
12				
13				
14				
15				
16				
17				
18				
19				
20				
21				
22				
23				
24				
25				
26				
27				
28				
29				
30				

COMMENTS:

5B

SEMIVOLATILE ORGANIC INSTRUMENT PERFORMANCE CHECK
DECAFLUOROTRIPHENYLPHOSPHINE (DFTPP)

Lab Name: ANALYTICAL RESOURCES, INC Client: ANCHOR

Instrument ID: NT6 Project: KC FORMER SCOTT MILL

DFTPP Injection Date: 07/18/05 DFTPP Injection Time: 1503

m/e	ION ABUNDANCE CRITERIA	% RELATIVE ABUNDANCE
51	30.0 - 80.0% of mass 198	56.9
68	Less than 2.0% of mass 69	0.0 (0.0)1
69	Mass 69 relative abundance	57.9
70	Less than 2.0% of mass 69	0.0 (0.0)1
127	25.0 - 75.0% of mass 198	58.2
197	Less than 1.0% of mass 198	0.0
198	Base Peak, 100% relative abundance	100.0
199	5.0 to 9.0% of mass 198	6.8
275	10.0 - 30.0% of mass 198	23.1
365	Greater than 0.75% of mass 198	2.50
441	Present, but less than mass 443	12.4
442	40.0 - 110.0% of mass 198	87.5
443	15.0 - 24.0% of mass 442	16.9 (19.3)2

1-Value is % mass 69 2-Value is % mass 442

THIS CHECK APPLIES TO THE FOLLOWING SAMPLES, MS, MSD, BLANKS, AND STANDARDS:

	CLIENT SAMPLE NO.	LAB SAMPLE ID	LAB FILE ID	DATE ANALYZED	TIME ANALYZED
01	ABN 25	ABN 25	0250718	07/18/05	1503
02	ABN 80	ABN 80	0800718	07/18/05	1541
03	ABN 1	ABN 1	0010718	07/18/05	1615
04	ABN 40	ABN 40	0400718	07/18/05	1649
05	ABN 5	ABN 5	0050718	07/18/05	1723
06	ABN 10	ABN 10	0100718	07/18/05	1757
07					
08					
09					
10					
11					
12					
13					
14					
15					
16					
17					
18					
19					
20					
21					
22					

FORM V SV

5B

SEMIVOLATILE ORGANIC INSTRUMENT PERFORMANCE CHECK
DECAFLUOROTRIPHENYLPHOSPHINE (DFTPP)

Lab Name: ANALYTICAL RESOURCES, INC Client: ANCHOR

Instrument ID: NT4 Project: KC FORMER SCOTT MILL

DFTPP Injection Date: 08/02/05 DFTPP Injection Time: 1735

m/e	ION ABUNDANCE CRITERIA	% RELATIVE ABUNDANCE
51	30.0 - 80.0% of mass 198	47.5
68	Less than 2.0% of mass 69	0.0 (0.0)1
69	Mass 69 relative abundance	69.7
70	Less than 2.0% of mass 69	0.0 (0.0)1
127	25.0 - 75.0% of mass 198	56.3
197	Less than 1.0% of mass 198	0.0
198	Base Peak, 100% relative abundance	100.0
199	5.0 to 9.0% of mass 198	7.3
275	10.0 - 30.0% of mass 198	22.7
365	Greater than 0.75% of mass 198	2.59
441	Present, but less than mass 443	10.1
442	40.0 - 110.0% of mass 198	66.9
443	15.0 - 24.0% of mass 442	11.9 (17.7)2

1-Value is % mass 69 2-Value is % mass 442

THIS CHECK APPLIES TO THE FOLLOWING SAMPLES, MS, MSD, BLANKS, AND STANDARDS:

	CLIENT SAMPLE NO.	LAB SAMPLE ID	LAB FILE ID	DATE ANALYZED	TIME ANALYZED
01	ABN 25	ABN 25	0250802	08/02/05	1735
02	ABN 80	ABN 80	0800802	08/02/05	1809
03	ABN 1	ABN 1	0010802	08/02/05	1842
04	ABN 40	ABN 40	0400802	08/02/05	1915
05	ABN 5	ABN 5	0050802	08/02/05	1948
06	ABN 10	ABN 10	0100802	08/02/05	2022
07					
08					
09					
10					
11					
12					
13					
14					
15					
16					
17					
18					
19					
20					
21					
22					

5B

SEMIVOLATILE ORGANIC INSTRUMENT PERFORMANCE CHECK
DECAFLUOROTRIPHENYLPHOSPHINE (DFTPP)

Lab Name: ANALYTICAL RESOURCES, INC Client: ANCHOR

Instrument ID: NT4 Project: KC FORMER SCOTT MILL

DFTPP Injection Date: 08/02/05 DFTPP Injection Time: 2128

m/e	ION ABUNDANCE CRITERIA	% RELATIVE ABUNDANCE
51	30.0 - 80.0% of mass 198	48.2
68	Less than 2.0% of mass 69	0.0 (0.0)1
69	Mass 69 relative abundance	71.1
70	Less than 2.0% of mass 69	0.0 (0.0)1
127	25.0 - 75.0% of mass 198	58.7
197	Less than 1.0% of mass 198	0.0
198	Base Peak, 100% relative abundance	100.0
199	5.0 to 9.0% of mass 198	6.8
275	10.0 - 30.0% of mass 198	22.8
365	Greater than 0.75% of mass 198	2.65
441	Present, but less than mass 443	10.4
442	40.0 - 110.0% of mass 198	65.9
443	15.0 - 24.0% of mass 442	11.6 (17.6)2

1-Value is % mass 69 2-Value is % mass 442

THIS CHECK APPLIES TO THE FOLLOWING SAMPLES, MS, MSD, BLANKS, AND STANDARDS:

	CLIENT SAMPLE NO.	LAB SAMPLE ID	LAB FILE ID	DATE ANALYZED	TIME ANALYZED
01	ABN CCAL	ABN 25	CC0802	08/02/05	2128
02	IH28MBS1	IH28MBS1	IH28MB	08/02/05	2201
03	IH28LCSS1	IH28LCSS1	IH28SB	08/02/05	2234
04	SQ-1	IH28SRM	IH28SRM	08/03/05	0014
05	AN-RI-SEDC-09B	IH28E	IH28E	08/03/05	0119
06	AN-RI-SEDC-09C	IH28F	IH28F	08/03/05	0152
07	AN-RI-SEDC-09C M	IH28FMS	IH28FMS	08/03/05	0225
08	AN-RI-SEDC-09C M	IH28FMSD	IH28FMD	08/03/05	0258
09	AN-RI-SEDC-02A	IH28G	IH28G	08/03/05	0330
10	AN-RI-SEDC-02B	IH28H	IH28H	08/03/05	0403
11	AN-RI-SEDC-06A	IH28I	IH28I	08/03/05	0436
12	AN-RI-SEDC-06B	IH28J	IH28J	08/03/05	0508
13	AN-RI-SEDC-08A	IH28A	IH28A	08/03/05	0541
14	AN-RI-SEDC-08B	IH28B	IH28B	08/03/05	0614
15	AN-RI-SEDC-08C	IH28C	IH28C	08/03/05	0646
16	AN-RI-SEDC-09A	IH28D	IH28D	08/03/05	0719
17	AN-RI-SEDC-06C	IH28K	IH28K	08/03/05	0752
18	AN-RI-SEDC-07A	IH28L	IH28L	08/03/05	0825
19	AN-RI-SEDC-07B	IH28M	IH28M	08/03/05	0858
20					
21					
22					

FORM V SV

5B

SEMIVOLATILE ORGANIC INSTRUMENT PERFORMANCE CHECK
DECAFLUOROTRIPHENYLPHOSPHINE (DFTPP)

Lab Name: ANALYTICAL RESOURCES, INC Client: ANCHOR

Instrument ID: NT4 Project: KC FORMER SCOTT MILL

DFTPP Injection Date: 08/03/05 DFTPP Injection Time: 1603

m/e	ION ABUNDANCE CRITERIA	% RELATIVE ABUNDANCE
51	30.0 - 80.0% of mass 198	47.1
68	Less than 2.0% of mass 69	0.0 (0.0)1
69	Mass 69 relative abundance	65.8
70	Less than 2.0% of mass 69	0.4 (0.6)1
127	25.0 - 75.0% of mass 198	58.4
197	Less than 1.0% of mass 198	0.0
198	Base Peak, 100% relative abundance	100.0
199	5.0 to 9.0% of mass 198	7.5
275	10.0 - 30.0% of mass 198	23.4
365	Greater than 0.75% of mass 198	3.47
441	Present, but less than mass 443	9.5
442	40.0 - 110.0% of mass 198	68.6
443	15.0 - 24.0% of mass 442	12.7 (18.6)2

1-Value is % mass 69 2-Value is % mass 442

THIS CHECK APPLIES TO THE FOLLOWING SAMPLES, MS, MSD, BLANKS, AND STANDARDS:

	CLIENT SAMPLE NO.	LAB SAMPLE ID	LAB FILE ID	DATE ANALYZED	TIME ANALYZED
01	ABN CCAL	ABN 25	CC0803	08/03/05	1603
02	AN-RI-SEDC-08A	IH28A	IH28ADL	08/03/05	2212
03	AN-RI-SEDC-06C	IH28K	IH28KDL	08/03/05	2245
04	AN-RI-SEDCZ-08A	IH28N	IH28N2	08/03/05	2318
05	AN-RI-SEDCZ-08B	IH28O	IH28ODL	08/03/05	2351
06					
07					
08					
09					
10					
11					
12					
13					
14					
15					
16					
17					
18					
19					
20					
21					
22					

FORM V SV

5B

SEMIVOLATILE ORGANIC INSTRUMENT PERFORMANCE CHECK
DECAFLUOROTRIPHENYLPHOSPHINE (DFTPP)

Lab Name: ANALYTICAL RESOURCES, INC Client: ANCHOR

Instrument ID: NT6 Project: KC FORMER SCOTT MILL

DFTPP Injection Date: 08/05/05 DFTPP Injection Time: 1058

m/e	ION ABUNDANCE CRITERIA	% RELATIVE ABUNDANCE
51	30.0 - 80.0% of mass 198	59.2
68	Less than 2.0% of mass 69	0.8 (1.4)1
69	Mass 69 relative abundance	61.4
70	Less than 2.0% of mass 69	0.0 (0.0)1
127	25.0 - 75.0% of mass 198	61.8
197	Less than 1.0% of mass 198	0.0
198	Base Peak, 100% relative abundance	100.0
199	5.0 to 9.0% of mass 198	6.5
275	10.0 - 30.0% of mass 198	22.2
365	Greater than 0.75% of mass 198	2.77
441	Present, but less than mass 443	11.6
442	40.0 - 110.0% of mass 198	80.4
443	15.0 - 24.0% of mass 442	15.4 (19.2)2

1-Value is % mass 69 2-Value is % mass 442

THIS CHECK APPLIES TO THE FOLLOWING SAMPLES, MS, MSD, BLANKS, AND STANDARDS:

	CLIENT SAMPLE NO.	LAB SAMPLE ID	LAB FILE ID	DATE ANALYZED	TIME ANALYZED
01	ABN CCAL	ABN 25	CC0805	08/05/05	1058
02	IH28MBS2	IH28MBS2	IH28MB2	08/05/05	1623
03	IH28LCSS2	IH28LCSS2	IH28SB2	08/05/05	1657
04	AN-RI-SEDC-02B	IH28HRE	IH28HRE	08/05/05	1912
05					
06					
07					
08					
09					
10					
11					
12					
13					
14					
15					
16					
17					
18					
19					
20					
21					
22					

FORM V SV

8B
SEMIVOLATILE INTERNAL STANDARD AREA AND RT SUMMARY

Lab Name: ANALYTICAL RESOURCES, INC Client: ANCHOR

ARI Job No: IH28 Project: KC FORMER SCOTT MILL

Cont. Calib. ID: CC0802 Date Analyzed: 08/02/05

Instrument ID: NT4 Time Analyzed: 2128

		IS1(DCB) AREA #	RT #	IS2(NPT) AREA #	RT #	IS3(ANT) AREA #	RT #
	12 HOUR STD	121607	7.43	430121	9.59	229587	12.43
	UPPER LIMIT	243214	7.93	860242	10.09	459174	12.93
	LOWER LIMIT	60804	6.93	215060	9.09	114794	11.93
	CLIENT SAMP. NO.						
01	IH28MBS1	108693	7.43	416052	9.58	229346	12.42
02	IH28LCSS1	120151	7.43	447988	9.58	245135	12.42
03	SQ-1	90809	7.42	344108	9.57	184769	12.42
04	AN-RI-SEDC-0	124087	7.42	463708	9.58	247051	12.42
05	AN-RI-SEDC-0	109995	7.42	412224	9.58	219948	12.42
06	AN-RI-SEDC-0	117392	7.43	432806	9.58	234708	12.42
07	AN-RI-SEDC-0	110308	7.43	411517	9.58	218449	12.42
08	AN-RI-SEDC-0	114134	7.43	416459	9.58	222318	12.42
09	AN-RI-SEDC-0	95383	7.42	355419	9.58	190715	12.42
10	AN-RI-SEDC-0	114797	7.43	416772	9.57	228001	12.42
11	AN-RI-SEDC-0	118889	7.43	434485	9.58	233700	12.43
12	AN-RI-SEDC-0	90961	7.43	338018	9.58	187453	12.43
13	AN-RI-SEDC-0	116069	7.43	424073	9.58	230640	12.43
14	AN-RI-SEDC-0	99472	7.43	360663	9.58	195232	12.43
15	AN-RI-SEDC-0	126183	7.43	458853	9.58	249132	12.43
16	AN-RI-SEDC-0	92933	7.43	328682	9.58	180127	12.42
17	AN-RI-SEDC-0	111956	7.43	394672	9.58	221874	12.43
18	AN-RI-SEDC-0	117679	7.43	428961	9.58	239125	12.43
19							
20							
21							
22							

IS1 (DCB) = 1,4-Dichlorobenzene-d4
IS2 (NPT) = Naphthalene-d8
IS3 (ANT) = Acenaphthene-d10

AREA UPPER LIMIT = +100% of internal standard area
AREA LOWER LIMIT = - 50% of internal standard area
RT UPPER LIMIT = + 0.50 minutes of internal standard RT
RT LOWER LIMIT = - 0.50 minutes of internal standard RT

Column used to flag internal standard area values with an asterisk.
* Values outside of QC limits.

FORM VIII SV-1

8C
SEMIVOLATILE INTERNAL STANDARD AREA AND RT SUMMARY

Lab Name: ANALYTICAL RESOURCES, INC Client: ANCHOR

ARI Job No: IH28 Project: KC FORMER SCOTT MILL

Cont. Calib. ID: CC0802 Date Analyzed: 08/02/05

Instrument ID: NT4 Time Analyzed: 2128

		IS4(PHN) AREA	#	RT	#	IS5(CRY) AREA	#	RT	#	IS6(PRY) AREA	#	RT	#
	12 HOUR STD	343054		14.75		260573		18.98		283780		21.10	
	UPPER LIMIT	686108		15.25		521146		19.48		567560		21.60	
	LOWER LIMIT	171527		14.25		130286		18.48		141890		20.60	
	CLIENT SAMP. NO.												
01	IH28MBS1	345913		14.74		263874		18.97		200538		21.09	
02	IH28LCSS1	378028		14.74		285578		18.97		235180		21.09	
03	SQ-1	277620		14.75		237959		18.98		198434		21.10	
04	AN-RI-SEDC-0	367664		14.74		311718		18.98		303807		21.10	
05	AN-RI-SEDC-0	323873		14.74		279648		18.97		277494		21.10	
06	AN-RI-SEDC-0	345768		14.74		287935		18.97		281499		21.10	
07	AN-RI-SEDC-0	331894		14.74		282622		18.98		269150		21.10	
08	AN-RI-SEDC-0	338048		14.74		315524		18.99		285126		21.11	
09	AN-RI-SEDC-0	290272		14.74		258222		18.97		238422		21.10	
10	AN-RI-SEDC-0	358092		14.75		342266		19.00		234925		21.12	
11	AN-RI-SEDC-0	355003		14.74		345052		18.99		256606		21.12	
12	AN-RI-SEDC-0	316767		14.75		259751		19.02		138284	*	21.15	
13	AN-RI-SEDC-0	392902		14.75		343389		19.01		176103		21.13	
14	AN-RI-SEDC-0	310881		14.75		284642		18.99		176706		21.11	
15	AN-RI-SEDC-0	412772		14.75		355380		19.00		197068		21.12	
16	AN-RI-SEDC-0	293928		14.75		263884		18.98		141012	*	21.10	
17	AN-RI-SEDC-0	356978		14.75		325030		18.99		163025		21.11	
18	AN-RI-SEDC-0	395747		14.75		317667		19.02		146031		21.14	
19													
20													
21													
22													

IS4 (PHN) = Phenanthrene-d10
IS5 (CRY) = Chrysene-d12
IS6 (PRY) = Perylene-d12

AREA UPPER LIMIT = +100% of internal standard area
AREA LOWER LIMIT = - 50% of internal standard area
RT UPPER LIMIT = + 0.50 minutes of internal standard RT
RT LOWER LIMIT = - 0.50 minutes of internal standard RT

Column used to flag internal standard area values with an asterisk.
* Values outside of QC limits.

FORM VIII SV-2

8C
SEMIVOLATILE INTERNAL STANDARD AREA AND RT SUMMARY

Lab Name: ANALYTICAL RESOURCES, INC Client: ANCHOR

ARI Job No: IH28 Project: KC FORMER SCOTT MILL

Cont. Calib. ID: CC0802 Date Analyzed: 08/02/05

Instrument ID: NT4 Time Analyzed: 2128

		IS7 AREA #	RT #	AREA #	RT #	AREA #	RT #
	12 HOUR STD	469301	20.23				
	UPPER LIMIT	938602	20.73				
	LOWER LIMIT	234650	19.73				
	CLIENT SAMP. NO.						
01	IH28MBS1	448788	20.21				
02	IH28LCSS1	492693	20.21				
03	SQ-1	443768	20.22				
04	AN-RI-SEDC-0	555843	20.22				
05	AN-RI-SEDC-0	495667	20.22				
06	AN-RI-SEDC-0	512361	20.22				
07	AN-RI-SEDC-0	502300	20.22				
08	AN-RI-SEDC-0	568040	20.22				
09	AN-RI-SEDC-0	458627	20.22				
10	AN-RI-SEDC-0	615172	20.24				
11	AN-RI-SEDC-0	606247	20.23				
12	AN-RI-SEDC-0	460060	20.25				
13	AN-RI-SEDC-0	637525	20.24				
14	AN-RI-SEDC-0	533332	20.22				
15	AN-RI-SEDC-0	659878	20.23				
16	AN-RI-SEDC-0	498432	20.22				
17	AN-RI-SEDC-0	616212	20.22				
18	AN-RI-SEDC-0	619881	20.25				
19							
20							
21							
22							

IS7 = Di-n-octylphthalate-d4

AREA UPPER LIMIT = +100% of internal standard area
AREA LOWER LIMIT = - 50% of internal standard area
RT UPPER LIMIT = + 0.50 minutes of internal standard RT
RT LOWER LIMIT = - 0.50 minutes of internal standard RT

Column used to flag internal standard area values with an asterisk.
* Values outside of QC limits.

FORM VIII SV-3

8B

SEMIVOLATILE INTERNAL STANDARD AREA AND RT SUMMARY

Lab Name: ANALYTICAL RESOURCES, INC Client: ANCHOR

ARI Job No: IH28 Project: KC FORMER SCOTT MILL

Cont. Calib. ID: CC0803 Date Analyzed: 08/03/05

Instrument ID: NT4 Time Analyzed: 1603

		IS1(DCB) AREA	#	RT	#	IS2(NPT) AREA	#	RT	#	IS3(ANT) AREA	#	RT	#
	12 HOUR STD	119650		7.36		453363		9.52		254006		12.35	
	UPPER LIMIT	239300		7.86		906726		10.02		508012		12.85	
	LOWER LIMIT	59825		6.86		226682		9.02		127003		11.85	
	CLIENT SAMP. NO.												
01	AN-RI-SEDC-0	133260		7.36		515052		9.51		290485		12.35	
02	AN-RI-SEDC-0	127882		7.36		496862		9.51		281838		12.36	
03	AN-RI-SEDCZ-	168455		7.36		650835		9.51		366029		12.36	
04	AN-RI-SEDCZ-	125734		7.36		495708		9.52		281614		12.36	
05													
06													
07													
08													
09													
10													
11													
12													
13													
14													
15													
16													
17													
18													
19													
20													
21													
22													

IS1 (DCB) = 1,4-Dichlorobenzene-d4
IS2 (NPT) = Naphthalene-d8
IS3 (ANT) = Acenaphthene-d10

AREA UPPER LIMIT = +100% of internal standard area
AREA LOWER LIMIT = - 50% of internal standard area
RT UPPER LIMIT = + 0.50 minutes of internal standard RT
RT LOWER LIMIT = - 0.50 minutes of internal standard RT

Column used to flag internal standard area values with an asterisk.
* Values outside of QC limits.

FORM VIII SV-1

8C
SEMIVOLATILE INTERNAL STANDARD AREA AND RT SUMMARY

Lab Name: ANALYTICAL RESOURCES, INC Client: ANCHOR

ARI Job No: IH28 Project: KC FORMER SCOTT MILL

Cont. Calib. ID: CC0803 Date Analyzed: 08/03/05

Instrument ID: NT4 Time Analyzed: 1603

		IS4(PHN) AREA	#	RT	#	IS5(CRY) AREA	#	RT	#	IS6(PRY) AREA	#	RT	#
	12 HOUR STD	409127		14.67		338901		18.91		332982		21.03	
	UPPER LIMIT	818254		15.17		677802		19.41		665964		21.53	
	LOWER LIMIT	204564		14.17		169450		18.41		166491		20.53	
	CLIENT SAMP. NO.												
01	AN-RI-SEDC-0	474768		14.68		392007		18.92		365988		21.05	
02	AN-RI-SEDC-0	455687		14.68		386973		18.91		351832		21.03	
03	AN-RI-SEDCZ-	586529		14.68		521341		18.95		472182		21.08	
04	AN-RI-SEDCZ-	459754		14.69		536581		18.96		366475		21.10	
05													
06													
07													
08													
09													
10													
11													
12													
13													
14													
15													
16													
17													
18													
19													
20													
21													
22													

IS4 (PHN) = Phenanthrene-d10
IS5 (CRY) = Chrysene-d12
IS6 (PRY) = Perylene-d12

AREA UPPER LIMIT = +100% of internal standard area
AREA LOWER LIMIT = - 50% of internal standard area
RT UPPER LIMIT = + 0.50 minutes of internal standard RT
RT LOWER LIMIT = - 0.50 minutes of internal standard RT

Column used to flag internal standard area values with an asterisk.
* Values outside of QC limits.

FORM VIII SV-2

8C
SEMIVOLATILE INTERNAL STANDARD AREA AND RT SUMMARY

Lab Name: ANALYTICAL RESOURCES, INC Client: ANCHOR

ARI Job No: IH28 Project: KC FORMER SCOTT MILL

Cont. Calib. ID: CC0803 Date Analyzed: 08/03/05

Instrument ID: NT4 Time Analyzed: 1603

		IS7 AREA #	RT #	AREA #	RT #	AREA #	RT #
	12 HOUR STD	610532	20.15				
	UPPER LIMIT	1221064	20.65				
	LOWER LIMIT	305266	19.65				
	CLIENT SAMP. NO.						
01	AN-RI-SEDC-0	689666	20.17				
02	AN-RI-SEDC-0	671509	20.15				
03	AN-RI-SEDCZ-	835774	20.19				
04	AN-RI-SEDCZ-	650603	20.22				
05							
06							
07							
08							
09							
10							
11							
12							
13							
14							
15							
16							
17							
18							
19							
20							
21							
22							

IS7 = Di-n-octylphthalate-d4

AREA UPPER LIMIT = +100% of internal standard area
AREA LOWER LIMIT = - 50% of internal standard area
RT UPPER LIMIT = + 0.50 minutes of internal standard RT
RT LOWER LIMIT = - 0.50 minutes of internal standard RT

Column used to flag internal standard area values with an asterisk.
* Values outside of QC limits.

FORM VIII SV-3

8B

SEMIVOLATILE INTERNAL STANDARD AREA AND RT SUMMARY

Lab Name: ANALYTICAL RESOURCES, INC Client: ANCHOR

ARI Job No: IH28 Project: KC FORMER SCOTT MILL

Cont. Calib. ID: CC0805 Date Analyzed: 08/05/05

Instrument ID: NT6 Time Analyzed: 1058

		IS1(DCB) AREA	#	RT	#	IS2(NPT) AREA	#	RT	#	IS3(ANT) AREA	#	RT	#
	12 HOUR STD	131580		7.05		462479		9.08		245589		11.90	
	UPPER LIMIT	263160		7.55		924958		9.58		491178		12.40	
	LOWER LIMIT	65790		6.55		231240		8.58		122794		11.40	
	CLIENT SAMP. NO.												
01	IH28MBS2	145871		7.07		517628		9.07		276904		11.89	
02	IH28LCSS2	141148		7.06		498339		9.08		267469		11.89	
03	AN-RI-SEDC-0	145421		7.06		519227		9.08		276664		11.89	
04													
05													
06													
07													
08													
09													
10													
11													
12													
13													
14													
15													
16													
17													
18													
19													
20													
21													
22													

IS1 (DCB) = 1,4-Dichlorobenzene-d4
IS2 (NPT) = Naphthalene-d8
IS3 (ANT) = Acenaphthene-d10

AREA UPPER LIMIT = +100% of internal standard area
AREA LOWER LIMIT = - 50% of internal standard area
RT UPPER LIMIT = + 0.50 minutes of internal standard RT
RT LOWER LIMIT = - 0.50 minutes of internal standard RT

Column used to flag internal standard area values with an asterisk.
* Values outside of QC limits.

FORM VIII SV-1

8C
SEMIVOLATILE INTERNAL STANDARD AREA AND RT SUMMARY

Lab Name: ANALYTICAL RESOURCES, INC Client: ANCHOR

ARI Job No: IH28 Project: KC FORMER SCOTT MILL

Cont. Calib. ID: CC0805 Date Analyzed: 08/05/05

Instrument ID: NT6 Time Analyzed: 1058

		IS4(PHN) AREA	#	RT	#	IS5(CRY) AREA	#	RT	#	IS6(PRY) AREA	#	RT	#
	12 HOUR STD	333237		14.23		243014		18.49		312604		20.62	
	UPPER LIMIT	666474		14.73		486028		18.99		625208		21.12	
	LOWER LIMIT	166618		13.73		121507		17.99		156302		20.12	
	CLIENT SAMP. NO.												
01	IH28MBS2	366978		14.22		253442		18.48		324589		20.61	
02	IH28LCSS2	358774		14.23		251792		18.48		328795		20.61	
03	AN-RI-SEDC-0	360588		14.23		279952		18.48		350135		20.61	
04													
05													
06													
07													
08													
09													
10													
11													
12													
13													
14													
15													
16													
17													
18													
19													
20													
21													
22													

IS4 (PHN) = Phenanthrene-d10
IS5 (CRY) = Chrysene-d12
IS6 (PRY) = Perylene-d12

AREA UPPER LIMIT = +100% of internal standard area
AREA LOWER LIMIT = - 50% of internal standard area
RT UPPER LIMIT = + 0.50 minutes of internal standard RT
RT LOWER LIMIT = - 0.50 minutes of internal standard RT

Column used to flag internal standard area values with an asterisk.
* Values outside of QC limits.

FORM VIII SV-2

8C
SEMIVOLATILE INTERNAL STANDARD AREA AND RT SUMMARY

Lab Name: ANALYTICAL RESOURCES, INC Client: ANCHOR

ARI Job No: IH28 Project: KC FORMER SCOTT MILL

Cont. Calib. ID: CC0805 Date Analyzed: 08/05/05

Instrument ID: NT6 Time Analyzed: 1058

		IS7 AREA #	RT #	AREA #	RT #	AREA #	RT #
	12 HOUR STD	488611	19.66				
	UPPER LIMIT	977222	20.16				
	LOWER LIMIT	244306	19.16				
	CLIENT SAMP. NO.						
01	IH28MBS2	551220	19.66				
02	IH28LCSS2	542096	19.66				
03	AN-RI-SEDC-0	547173	19.66				
04							
05							
06							
07							
08							
09							
10							
11							
12							
13							
14							
15							
16							
17							
18							
19							
20							
21							
22							

IS7 = Di-n-octylphthalate-d4

AREA UPPER LIMIT = +100% of internal standard area
AREA LOWER LIMIT = - 50% of internal standard area
RT UPPER LIMIT = + 0.50 minutes of internal standard RT
RT LOWER LIMIT = - 0.50 minutes of internal standard RT

Column used to flag internal standard area values with an asterisk.
* Values outside of QC limits.

FORM VIII SV-3

Semivolatile Organics Analysis
Sample Data

prepared
for

ANCHOR ENVIRONMENTAL

KC FORMER SCOTT MILL , 00010501/T2

ARI JOB NO. IH28

prepared
by

Analytical Resources, Inc.

Data Reporting Qualifiers

Effective 12/28/04

Inorganic Data

U Indicates that the target analyte was not detected at the reported concentration

* Duplicate RPD is not within established control limits

B Reported value is less than the CRDL but ≥ the Reporting Limit

N Matrix Spike recovery not within established control limits

NA Not Applicable, analyte not spiked

H The natural concentration of the spiked element is so much greater than the concentration spiked that an accurate determination of spike recovery is not possible

L Analyte concentration is ≤5 times the Reporting Limit and the replicate control limit defaults to ±1 RL instead of the normal 20% RPD

Organic Data

U Indicates that the target analyte was not detected at the reported concentration

* Flagged value is not within established control limits

B Analyte detected in an associated Method Blank at a concentration greater than one-half of ARI's Reporting Limit or 5% of the regulatory limit or 5% of the analyte concentration in the sample.

J Estimated concentration when the value is less than ARI's established reporting limits

D The spiked compound was not detected due to sample extract dilution

NR Spiked compound recovery is not reported due to chromatographic interference

E Estimated concentration calculated for an analyte response above the valid instrument calibration range. A dilution is required to obtain an accurate quantification of the analyte.

S Indicates an analyte response that has saturated the detector. The calculated concentration is not valid; a dilution is required to obtain valid quantification of the analyte

NA The flagged analyte was not analyzed for

NS The flagged analyte was not spiked into the sample

M Estimated value for an analyte detected and confirmed by an analyst but with low spectral match parameters. This flag is used only for GC-MS analyses

N The analysis indicates the presence of an analyte for which there is presumptive evidence to make a "tentative identification"

Y The analyte is not detected at or above the reported concentration. The reporting limit is raised due to chromatographic interference. The Y flag is equivalent to the U flag with a raised reporting limit.

C The analyte was positively identified on only one of two chromatographic columns. Chromatographic interference prevented a positive identification on the second column

P The analyte was detected on both chromatographic columns but the quantified values differ by ≥40% RPD with no obvious chromatographic interference

Geotechnical Data

SM Sample matrix was not appropriate for the requested analysis. This normally refers to samples contaminated with an organic product that interferes with the sieving process and/or moisture content, porosity and saturation calculations

SS Sample did not contain the proportion of "fines" required to perform the pipette portion of the grain size analysis

W Weight of sample in some pipette aliquots was below the level required for accurate weighting

F Samples were frozen prior to particle size determination

ANALYTICAL RESOURCES INCORPORATED

ORGANICS ANALYSIS DATA SHEET
PSDDA Semivolatiles by SW8270D GC/MS **Sample ID: AN-RI-SEDC-08A**
Page 1 of 1 **SAMPLE**

Lab Sample ID: IH28A
LIMS ID: 05-11881
Matrix: Sediment
Data Release Authorized:
Reported: 08/04/05

QC Report No: IH28-Anchor Environmental
Project: KC Former Scott Mill
00010501/T2
Date Sampled: 07/13/05
Date Received: 07/18/05

Date Extracted: 07/25/05
Date Analyzed: 08/03/05 05:41
Instrument/Analyst: NT4/LJR
GPC Cleanup: No

Sample Amount: 25.4 g-dry-wt
Final Extract Volume: 0.5 mL
Dilution Factor: 1.00
Percent Moisture: 61.4%
pH: 7.0

CAS Number	Analyte	RL	Result
108-95-2	Phenol	20	< 20 U
100-51-6	Benzyl Alcohol	20	< 20 U
95-48-7	2-Methylphenol	20	< 20 U
106-44-5	**4-Methylphenol**	**20**	**680**
67-72-1	Hexachloroethane	20	< 20 U
105-67-9	2,4-Dimethylphenol	20	< 20 U
65-85-0	Benzoic Acid	200	< 200 U
120-82-1	1,2,4-Trichlorobenzene	20	< 20 U
91-20-3	**Naphthalene**	**20**	**420**
87-68-3	Hexachlorobutadiene	20	< 20 U
91-57-6	**2-Methylnaphthalene**	**20**	**23**
131-11-3	Dimethylphthalate	20	< 20 U
208-96-8	**Acenaphthylene**	**20**	**50**
83-32-9	Acenaphthene	20	< 20 U
132-64-9	**Dibenzofuran**	**20**	**23**
84-66-2	Diethylphthalate	20	< 20 U
86-73-7	**Fluorene**	**20**	**32**
86-30-6	N-Nitrosodiphenylamine	20	< 20 U
87-86-5	Pentachlorophenol	98	< 98 U
85-01-8	**Phenanthrene**	**20**	**220**
120-12-7	**Anthracene**	**20**	**40**
84-74-2	Di-n-Butylphthalate	20	< 20 U
206-44-0	**Fluoranthene**	**20**	**280**
129-00-0	**Pyrene**	**20**	**290**
85-68-7	Butylbenzylphthalate	20	< 20 U
56-55-3	**Benzo(a)anthracene**	**20**	**72**
117-81-7	bis(2-Ethylhexyl)phthalate	20	< 20 U
218-01-9	**Chrysene**	**20**	**82**
117-84-0	Di-n-Octyl phthalate	20	< 20 U
205-99-2	**Benzo(b)fluoranthene**	**20**	**87**
207-08-9	**Benzo(k)fluoranthene**	**20**	**96**
50-32-8	**Benzo(a)pyrene**	**20**	**90**
193-39-5	**Indeno(1,2,3-cd)pyrene**	**20**	**43**
53-70-3	Dibenz(a,h)anthracene	20	< 20 U
191-24-2	**Benzo(g,h,i)perylene**	**20**	**38**

Reported in µg/kg (ppb)

Semivolatile Surrogate Recovery

d5-Nitrobenzene	59.6%	2-Fluorobiphenyl	61.2%
d14-p-Terphenyl	67.6%	d4-1,2-Dichlorobenzene	53.6%
d5-Phenol	60.3%	2-Fluorophenol	57.1%
2,4,6-Tribromophenol	71.2%	d4-2-Chlorophenol	61.1%

Analytical Resources, Inc.

Semivolatile Report SW846 Method 8270C

Data file : /chem3/nt4.i/20050802a.b/ih28a.d
Lab Smp Id: IH28A Client Smp ID: AN-RI-SEDC-08A
Inj Date : 03-AUG-2005 05:41
Operator : VS Inst ID: nt4.i
Smp Info : IH28A
Misc Info : 05-11881
Comment : 1ul Injection
Method : /chem3/nt4.i/20050802a.b/SW846.m
Meth Date : 03-Aug-2005 16:32 jeff Quant Type: ISTD
Cal Date : 02-AUG-2005 20:22 Cal File: 0100802.d
Als bottle: 24
Dil Factor: 1.00000
Integrator: HP RTE Compound Sublist: PSDDA.sub
Target Version: 3.50

LSK 8/4/05

Concentration Formula: Amt * DF * Vt/(Ws * (100 - M)/100) * CpndVariable

Name	Value	Description
DF	1.00000	Dilution Factor
Vt	500.00000	Volume of final extract (uL)
Ws	65.90000	Weight of sample extracted (g)
M	61.40000	% Moisture

Cpnd Variable Local Compound Variable

	Compounds	QUANT SIG MASS	RT	EXP RT	REL RT	RESPONSE	CONCENTRATIONS ON-COLUMN (ug/mL)	FINAL (ug/kg)
$	1 2-Fluorophenol	112	5.267	5.135	(0.709)	136046	21.3718	420.1
$	2 Phenol-d5	99	7.137	7.112	(0.960)	186700	22.6337	444.9
	3 Phenol	94	7.153	7.139	(0.963)	11600	~~1.20693~~	~~23.72(M)~~ RT
$	5 2-Chlorophenol-d4	132	7.132	7.117	(0.960)	150712	22.8880	449.9
	4 Bis(2-Chloroethyl)ether	93	Compound Not Detected.					
	6 2-Chlorophenol	128	Compound Not Detected.					
	7 1,3-Dichlorobenzene	146	Compound Not Detected.					
*	8 1,4-Dichlorobenzene-d4	152	7.431	7.427	(1.000)	90961	20.0000	
	9 1,4-Dichlorobenzene	146	Compound Not Detected.					
$	10 1,2-Dichlorobenzene-d4	152	7.752	7.753	(1.043)	55895	13.4173	263.7
	12 1,2-Dichlorobenzene	146	Compound Not Detected.					
	11 Benzyl alcohol	108	Compound Not Detected.					
	14 2,2'-oxybis(1-Chloropropane)	45	Compound Not Detected.					
	13 2-Methylphenol	108	Compound Not Detected.					
	17 Hexachloroethane	117	Compound Not Detected.					

	Compounds	QUANT SIG MASS	RT	EXP RT	REL RT	RESPONSE	CONCENTRATIONS ON-COLUMN (ug/mL)	FINAL (ug/kg)
	16 N-Nitroso-di-n-propylamine	70	Compound Not Detected.					
	15 4-Methylphenol	108	8.409	8.389	(1.132)	213667	34.6969	682.0
$	18 Nitrobenzene-d5	82	8.462	8.469	(0.883)	135006	14.9216	293.3
	19 Nitrobenzene	77	Compound Not Detected.					
	20 Isophorone	82	Compound Not Detected.					
	21 2-Nitrophenol	139	Compound Not Detected.					
	22 2,4-Dimethylphenol	107	Compound Not Detected.					
	23 Bis(2-Chloroethoxy)methane	93	Compound Not Detected.					
	24 Benzoic acid	105	Compound Not Detected.					
	25 2,4-Dichlorophenol	162	Compound Not Detected.					
	26 1,2,4-Trichlorobenzene	180	Compound Not Detected.					
*	27 Naphthalene-d8	136	9.579	9.585	(1.000)	338018	20.0000	
	28 Naphthalene	128	9.611	9.617	(1.003)	391687	21.1608	415.9
	29 4-Chloroaniline	127	Compound Not Detected.					
	30 Hexachlorobutadiene	225	Compound Not Detected.					
	31 4-Chloro-3-methylphenol	107	Compound Not Detected.					
	32 2-Methylnaphthalene	141	10.738	10.745	(1.121)	12138	1.19457	23.48
	33 Hexachlorocyclopentadiene	237	Compound Not Detected.					
	34 2,4,6-Trichlorophenol	196	Compound Not Detected.					
	35 2,4,5-Trichlorophenol	196	Compound Not Detected.					
$	36 2-Fluorobiphenyl	172	11.411	11.412	(0.918)	186601	15.2549	299.9
	37 2-Chloronaphthalene	162	Compound Not Detected.					
	38 2-Nitroaniline	65	Compound Not Detected.					
	39 Dimethylphthalate	163	Compound Not Detected.					
	40 Acenaphthylene	152	12.169	12.171	(0.979)	44577	2.52608	49.65
	41 2,6-Dinitrotoluene	165	Compound Not Detected.					
*	42 Acenaphthene-d10	164	12.426	12.427	(1.000)	187453	20.0000	
	43 3-Nitroaniline	138	Compound Not Detected.					
	44 Acenaphthene	153	Compound Not Detected.					
	45 2,4-Dinitrophenol	184	Compound Not Detected.					
	46 Dibenzofuran	168	12.730	12.732	(1.024)	16625	1.15461	22.70
	47 4-Nitrophenol	109	Compound Not Detected.					
	48 2,4-Dinitrotoluene	165	Compound Not Detected.					
	50 Diethylphthalate	149	Compound Not Detected.					
	49 Fluorene	166	13.275	13.277	(1.068)	19700	1.64729	32.38
	51 4-Chlorophenyl-phenylether	204	Compound Not Detected.					
	52 4-Nitroaniline	138	Compound Not Detected.					
	53 4,6-Dinitro-2-methylphenol	198	Compound Not Detected.					
	54 N-Nitrosodiphenylamine	169	Compound Not Detected.					
$	55 2,4,6-Tribromophenol	330	13.713	13.709	(1.104)	32075	26.7082	525.0
	56 4-Bromophenyl-phenylether	248	Compound Not Detected.					
	57 Hexachlorobenzene	284	Compound Not Detected.					
	58 Pentachlorophenol	266	Compound Not Detected.					
*	59 Phenanthrene-d10	188	14.750	14.746	(1.000)	316767	20.0000	
	60 Phenanthrene	178	14.782	14.783	(1.002)	220801	11.4626	225.3
	61 Anthracene	178	14.851	14.853	(1.007)	38530	2.01449	39.60
	62 Carbazole	167	Compound Not Detected.					

	Compounds	QUANT SIG MASS	RT	EXP RT	REL RT	RESPONSE	CONCENTRATIONS ON-COLUMN (ug/mL)	FINAL (ug/kg)
63	Di-n-butylphthalate	149	Compound Not Detected.					
64	Fluoranthene	202	16.694	16.674	(1.132)	258225	14.1906	278.9
65	Pyrene	202	17.036	17.016	(0.896)	295558	14.5623	286.2
$ 66	Terphenyl-d14	244	17.405	17.385	(0.915)	204907	16.9235	332.6
67	Butylbenzylphthalate	149	Compound Not Detected.					
68	Benzo(a)anthracene	228	18.986	18.955	(0.998)	65087	3.64101	71.57
* 69	Chrysene-d12	240	19.018	18.982	(1.000)	259751	20.0000	
70	3,3'-Dichlorobenzidine	252	Compound Not Detected.					
71	Chrysene	228	19.050	19.025	(1.002)	73576	4.18747	82.31
72	bis(2-Ethylhexyl)phthalate	149	Compound Not Detected.					
* 134	Di-n-octylphthalate-d4	153	20.252	20.227	(1.000)	460060	20.0000	
73	Di-n-octylphthalate	149	Compound Not Detected.					
74	Benzo(b)fluoranthene	252	20.626	20.585	(0.975)	42330	4.43282	87.15
75	Benzo(k)fluoranthene	252	20.647	20.622	(0.976)	44476	4.86605	95.65(M)
76	Benzo(a)pyrene	252	21.064	21.017	(0.996)	39107	4.56255	89.70
* 77	Perylene-d12	264	21.150	21.103	(1.000)	138284	20.0000	
78	Indeno(1,2,3-cd)pyrene	276	22.458	22.438	(1.062)	19359	2.17619	42.78
79	Dibenzo(a,h)anthracene	278	Compound Not Detected.					
80	Benzo(g,h,i)perylene	276	22.747	22.732	(1.076)	17737	1.94886	38.31

QC Flag Legend

M - Compound response manually integrated.

Analytical Resources, Inc.

INTERNAL STANDARD COMPOUNDS
AREA AND RT SUMMARY

Instrument ID: nt4.i
Lab File ID: ih28a.d
Lab Smp Id: IH28A
Analysis Type: SV
Quant Type: ISTD
Operator: VS
Method File: /chem3/nt4.i/20050802a.b/SW846.m
Misc Info: 05-11881

Calibration Date: 02-AUG-2005
Calibration Time: 21:28
Client Smp ID: AN-RI-SEDC-08A
Level: LOW
Sample Type: Sediment

		AREA LIMIT			
COMPOUND	STANDARD	LOWER	UPPER	SAMPLE	%DIFF
8 1,4-Dichlorobenze	121607	60804	243214	90961	-25.20
27 Naphthalene-d8	430121	215060	860242	338018	-21.41
42 Acenaphthene-d10	229587	114794	459174	187453	-18.35
59 Phenanthrene-d10	343054	171527	686108	316767	-7.66
69 Chrysene-d12	260573	130286	521146	259751	-0.32
134 Di-n-octylphthala	469301	234650	938602	460060	-1.97
77 Perylene-d12	283780	141890	567560	138284	-51.27 <-

		RT LIMIT			
COMPOUND	STANDARD	LOWER	UPPER	SAMPLE	%DIFF
8 1,4-Dichlorobenze	7.43	6.93	7.93	7.43	0.05
27 Naphthalene-d8	9.59	9.09	10.09	9.58	-0.07
42 Acenaphthene-d10	12.43	11.93	12.93	12.43	-0.01
59 Phenanthrene-d10	14.75	14.25	15.25	14.75	0.03
69 Chrysene-d12	18.98	18.48	19.48	19.02	0.19
134 Di-n-octylphthala	20.23	19.73	20.73	20.25	0.13
77 Perylene-d12	21.10	20.60	21.60	21.15	0.22

AREA UPPER LIMIT = +100% of internal standard area.
AREA LOWER LIMIT = - 50% of internal standard area.
RT UPPER LIMIT = + 0.50 minutes of internal standard RT.
RT LOWER LIMIT = - 0.50 minutes of internal standard RT.

Analytical Resources, Inc.

RECOVERY REPORT

Client Name: ANCHOR
Sample Matrix: SOLID
Lab Smp Id: IH28A
Level: LOW
Data Type: MS DATA
SpikeList File: tclp.spk
Sublist File: PSDDA.sub
Method File: /chem3/nt4.i/20050802a.b/SW846.m
Misc Info: 05-11881

Client SDG: IH28
Fraction: SV
Client Smp ID: AN-RI-SEDC-08A
Operator: VS
SampleType: SAMPLE
Quant Type: ISTD

SURROGATE COMPOUND	CONC ADDED ug/kg	CONC RECOVERED ug/kg	% RECOVERED	LIMITS
$ 1 2-Fluorophenol	737.1	420.1	56.99	24-112
$ 2 Phenol-d5	737.1	444.9	60.36	29-109
$ 5 2-Chlorophenol-d4	737.1	449.9	61.03	34-101
$ 10 1,2-Dichlorobenzen	491.4	263.7	53.67	30-84
$ 18 Nitrobenzene-d5	491.4	293.3	59.69	28-103
$ 36 2-Fluorobiphenyl	491.4	299.9	61.02	33-104
$ 55 2,4,6-Tribromophen	737.1	525.0	71.22	27-134
$ 66 Terphenyl-d14	491.4	332.6	67.69	31-120

Data File: /chem3/nt4.i/20050802a.b/ih28a.d
Date : 03-AUG-2005 05:41
Client ID: AN-RI-SEDC-08A
Sample Info: IH28A
Volume Injected (uL): 1.0
Column phase: RTX-5

Instrument: nt4.i
Operator: VS
Column diameter: 0.32

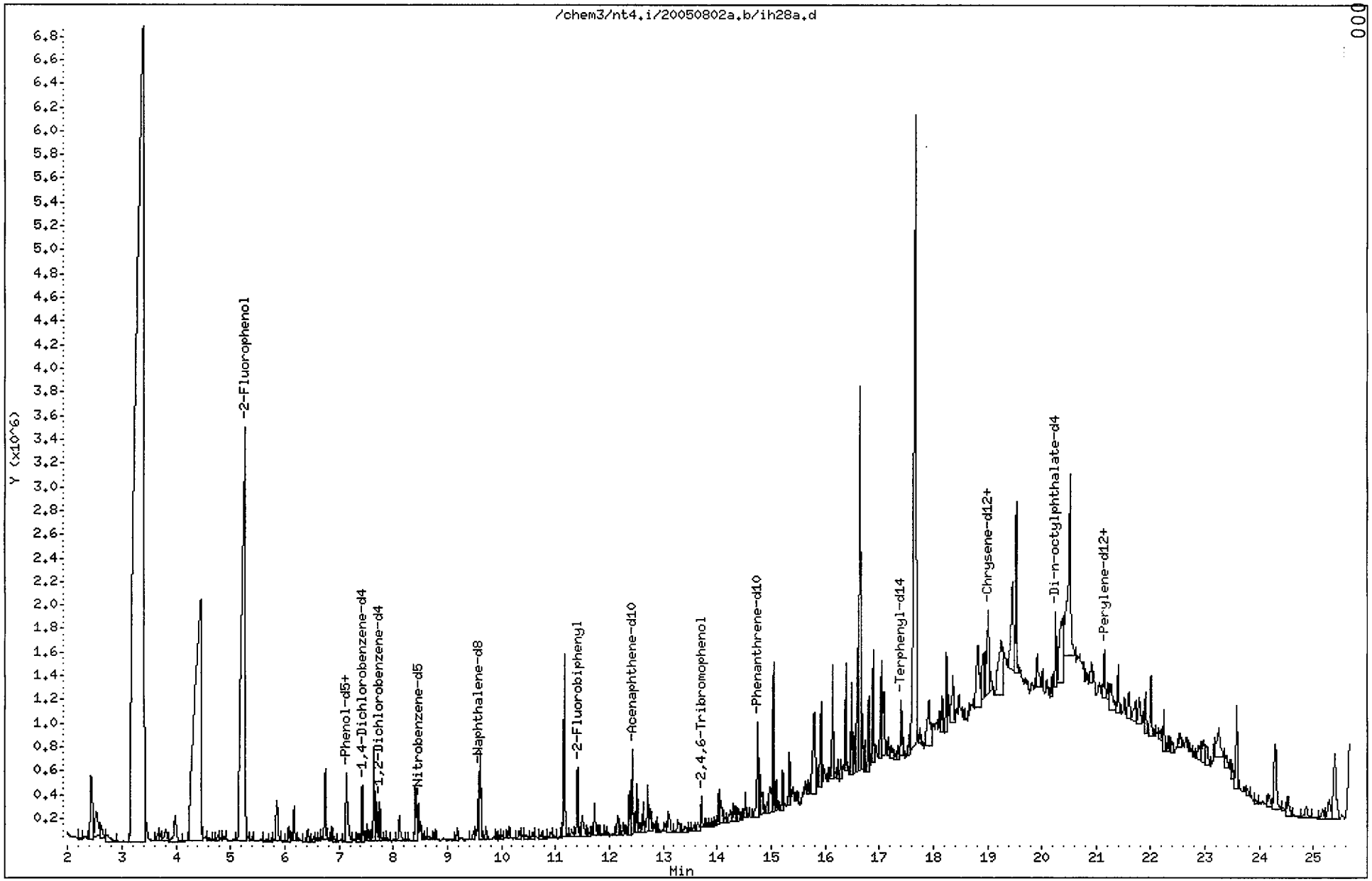

Data File: /chem3/nt4.i/20050802a.b/ih28a.d

Date : 03-AUG-2005 05:41

Client ID: AN-RI-SEDC-08A

Instrument: nt4.i

Sample Info: IH28A

Volume Injected (uL): 1.0

Operator: VS

Column phase: RTX-5

Column diameter: 0.32

3 Phenol

Concentration: 23.72 ug/kg

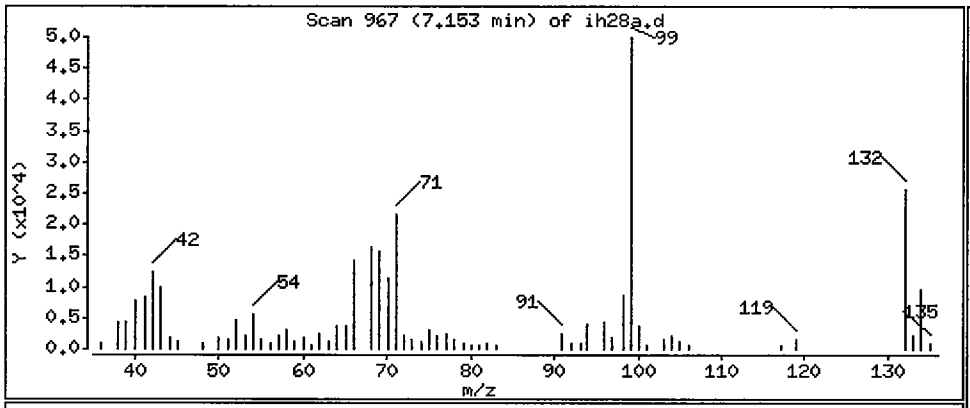

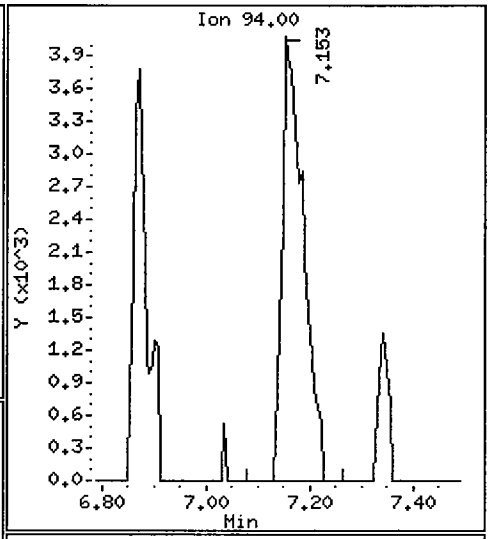

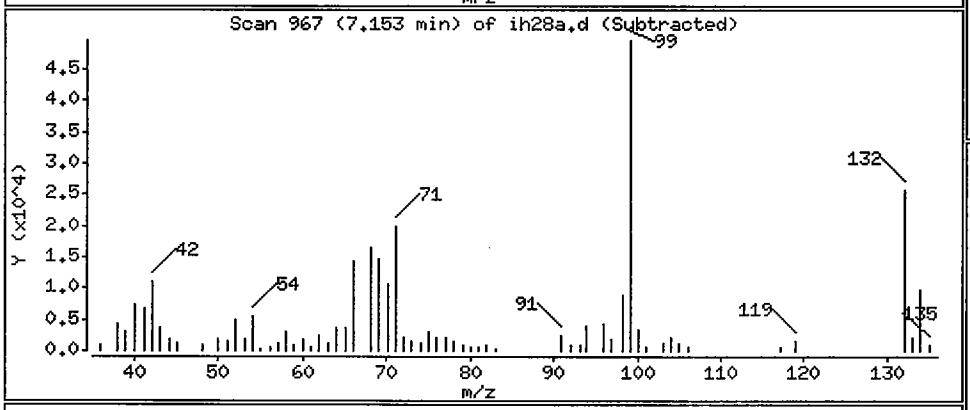

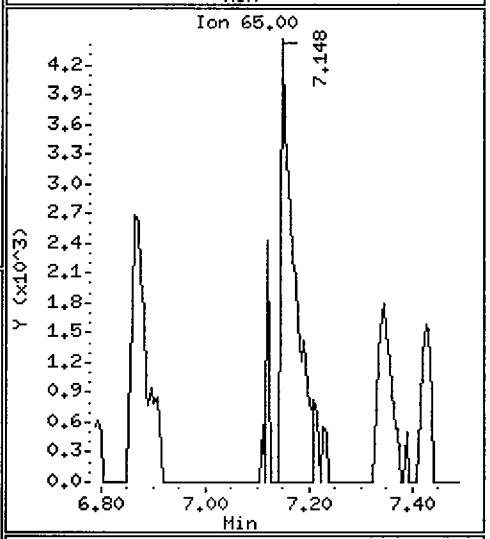

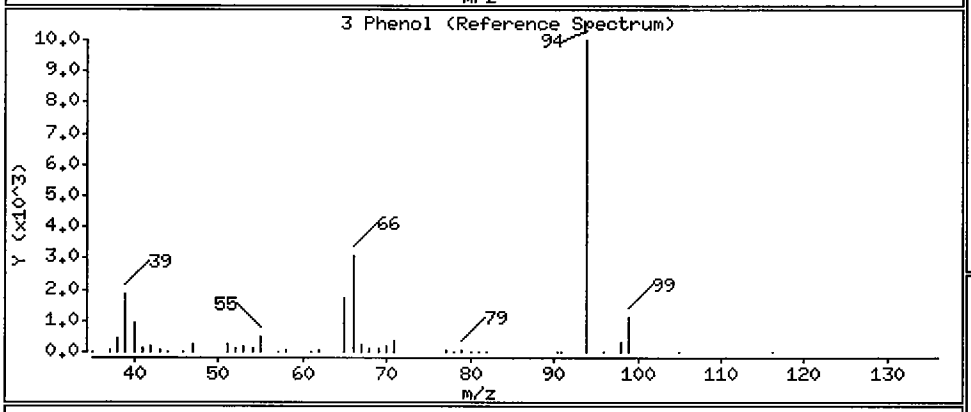

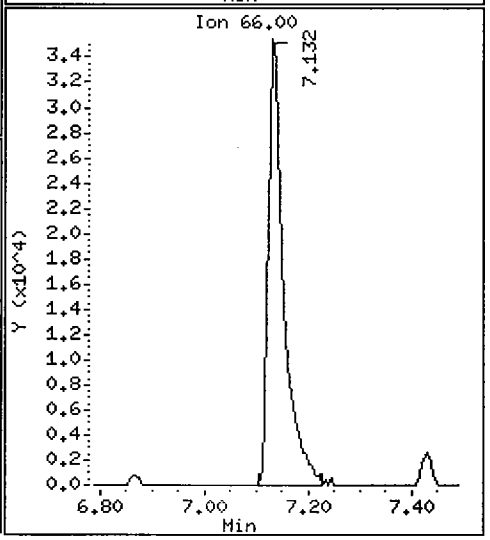

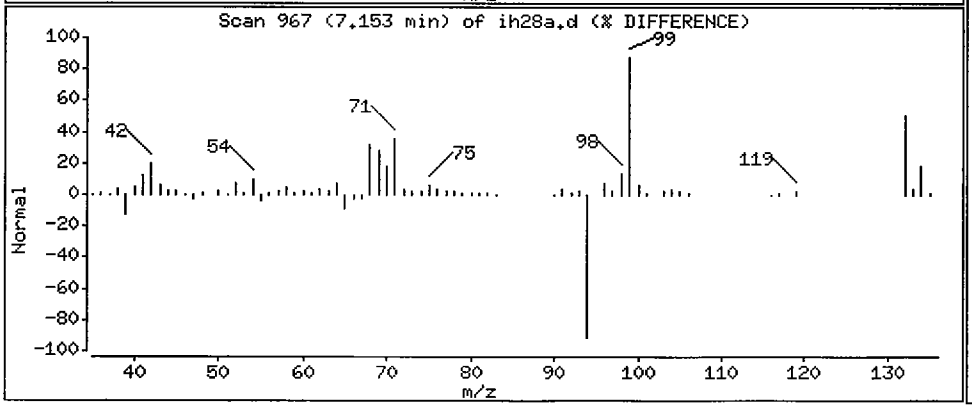

Data File: /chem3/nt4.i/20050802a.b/ih28a.d

Date : 03-AUG-2005 05:41

Client ID: AN-RI-SEDC-08A

Instrument: nt4.i

Sample Info: IH28A

Volume Injected (uL): 1.0

Operator: VS

Column phase: RTX-5

Column diameter: 0.32

15 4-Methylphenol

Concentration: 682.0 ug/kg

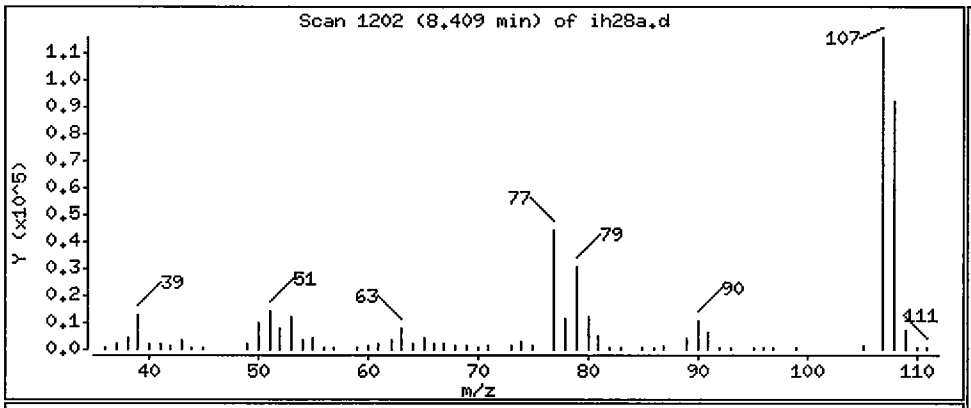

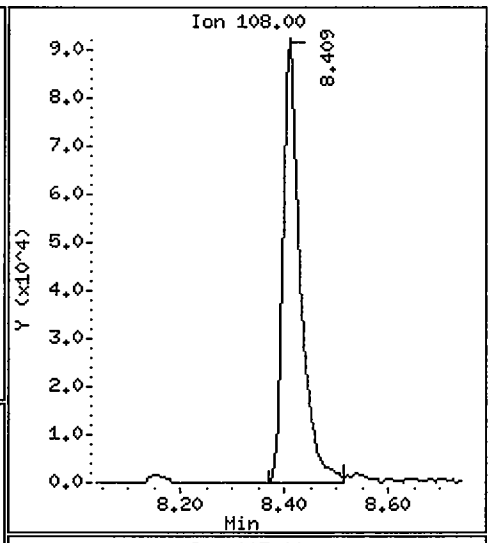

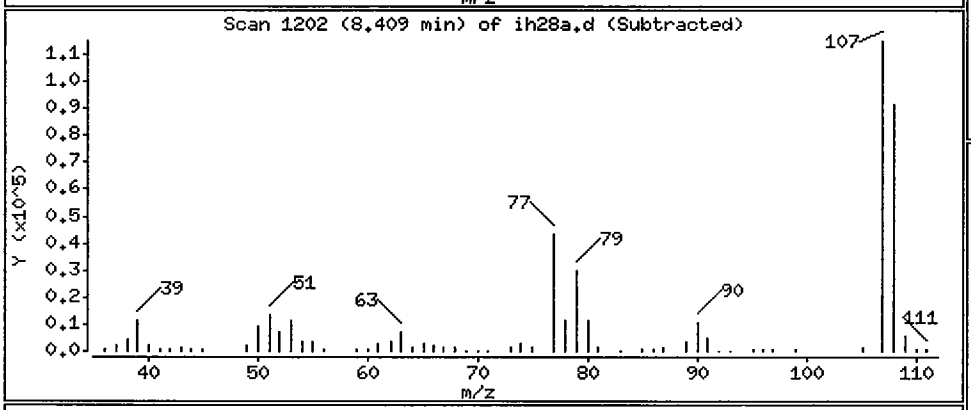

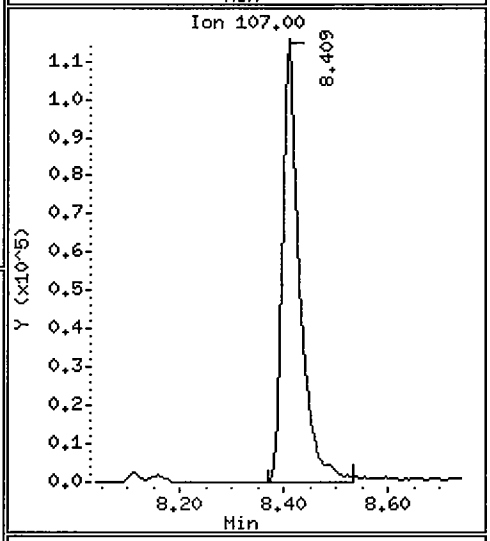

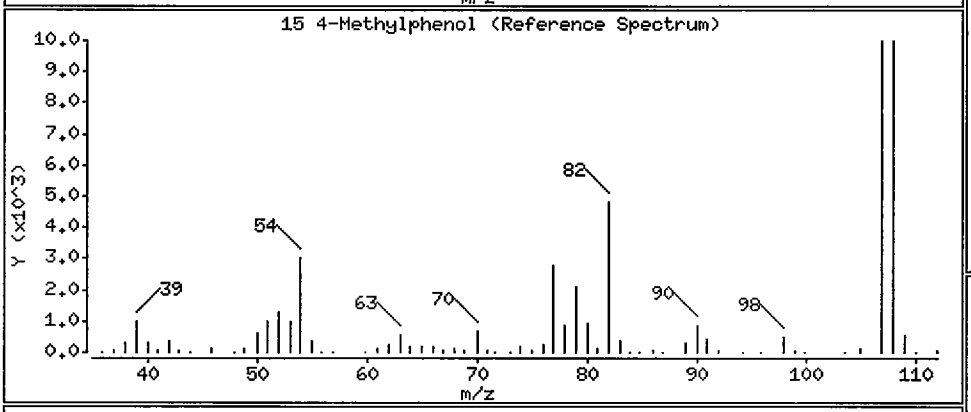

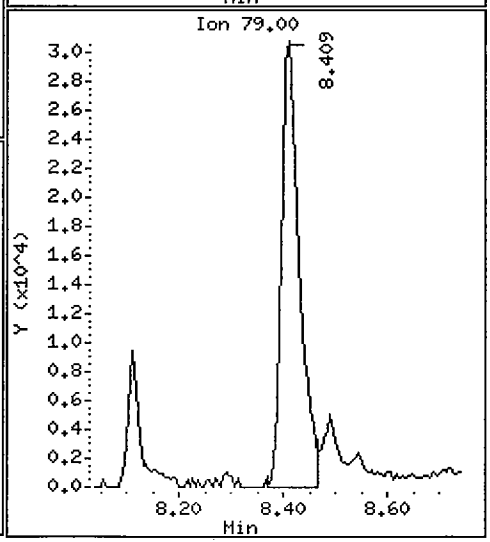

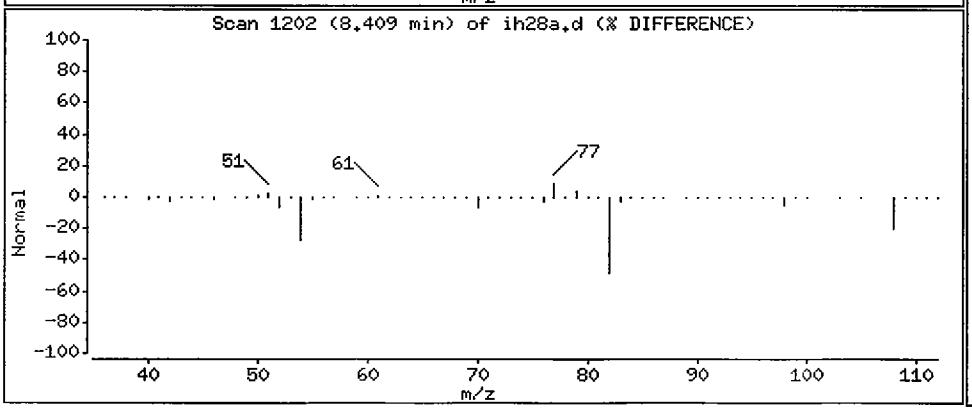

Data File: /chem3/nt4.i/20050802a.b/ih28a.d

Date : 03-AUG-2005 05:41

Client ID: AN-RI-SEDC-08A

Instrument: nt4.i

Sample Info: IH28A

Volume Injected (uL): 1.0

Operator: VS

Column phase: RTX-5

Column diameter: 0.32

28 Naphthalene

Concentration: 415.9 ug/kg

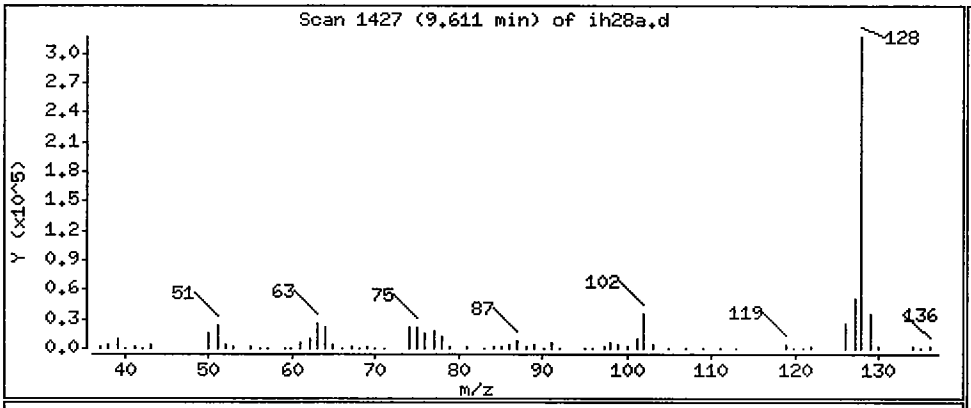

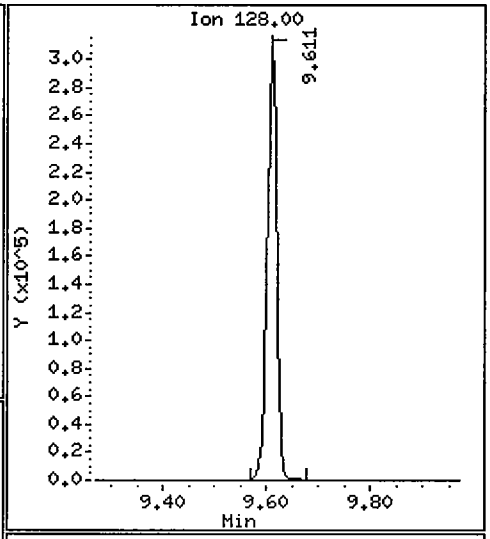

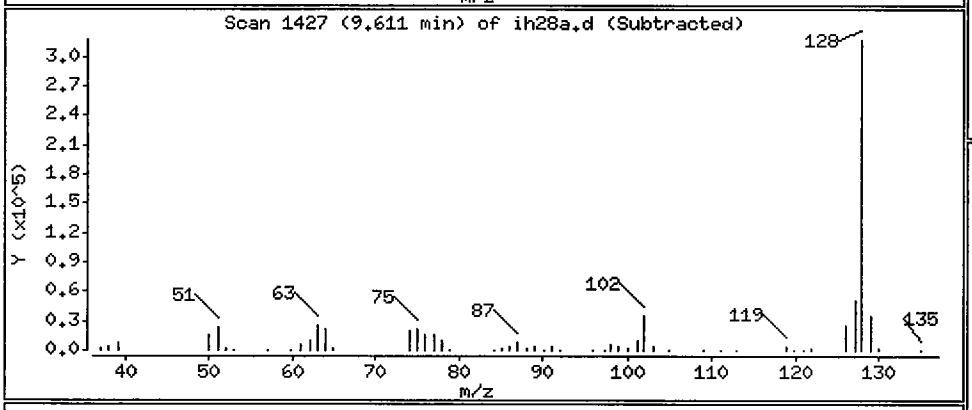

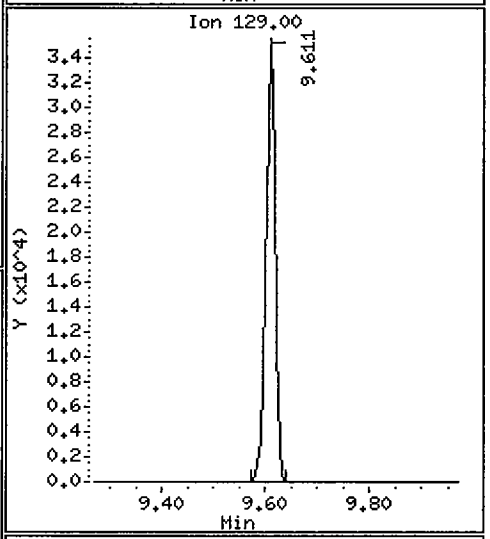

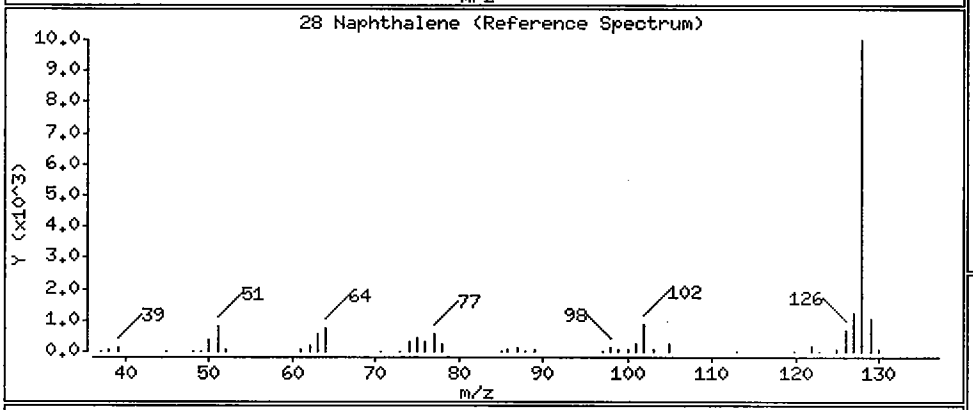

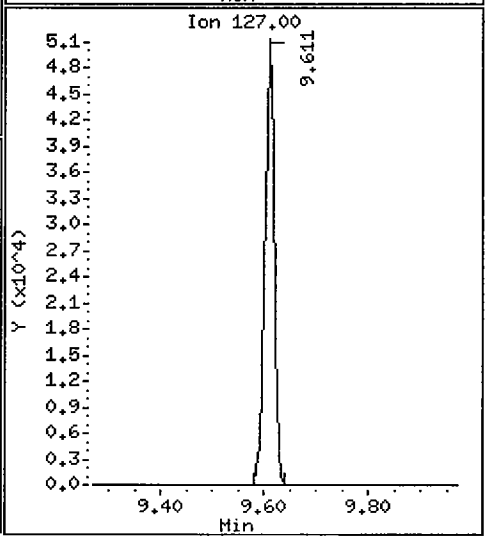

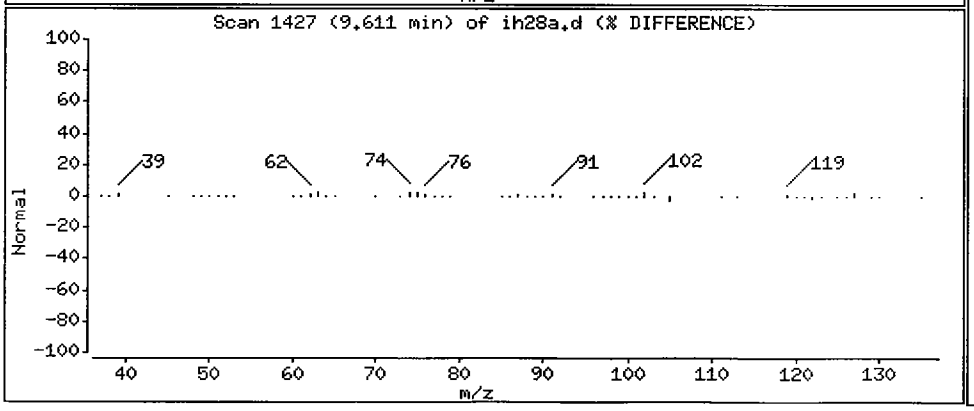

Data File: /chem3/nt4.i/20050802a.b/ih28a.d

Date : 03-AUG-2005 05:41

Client ID: AN-RI-SEDC-08A

Instrument: nt4.i

Sample Info: IH28A

Volume Injected (uL): 1.0

Operator: VS

Column phase: RTX-5

Column diameter: 0.32

32 2-Methylnaphthalene

Concentration: 23.48 ug/kg

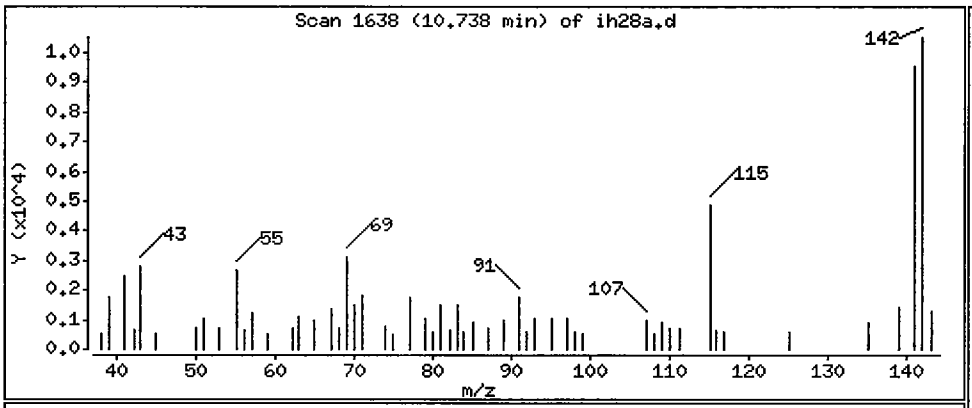

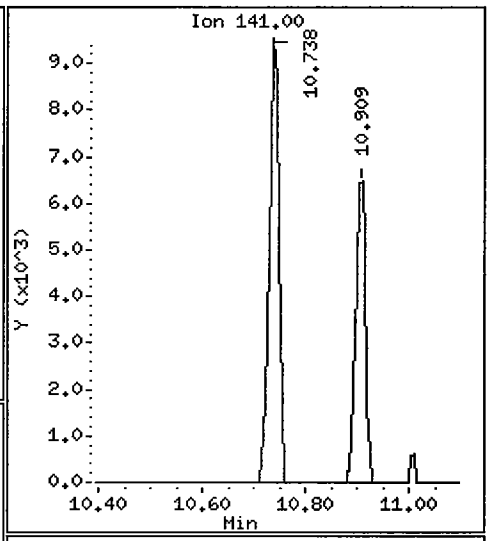

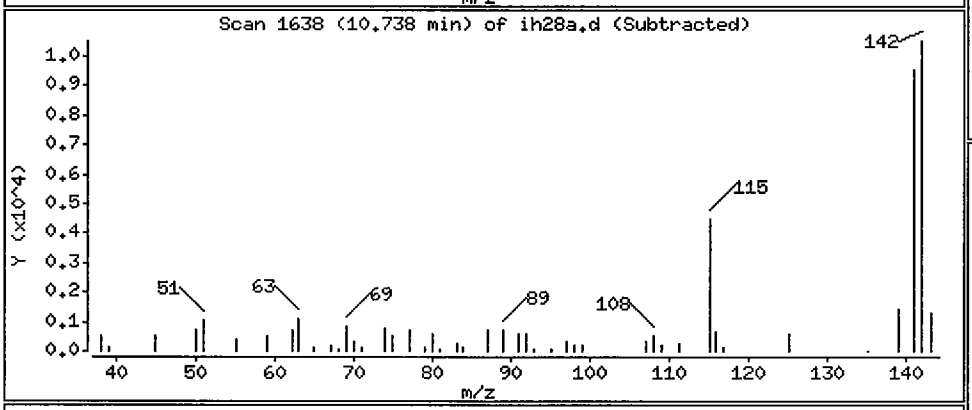

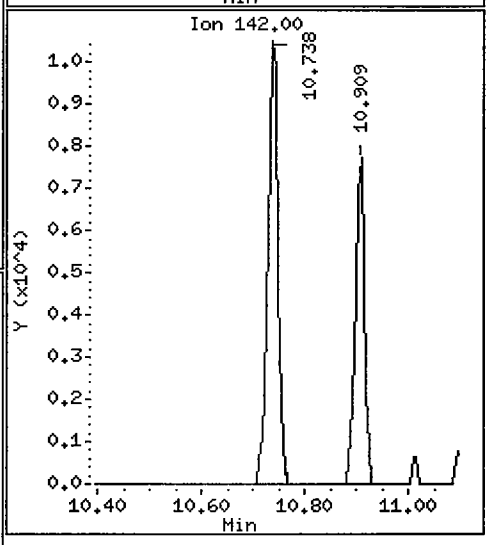

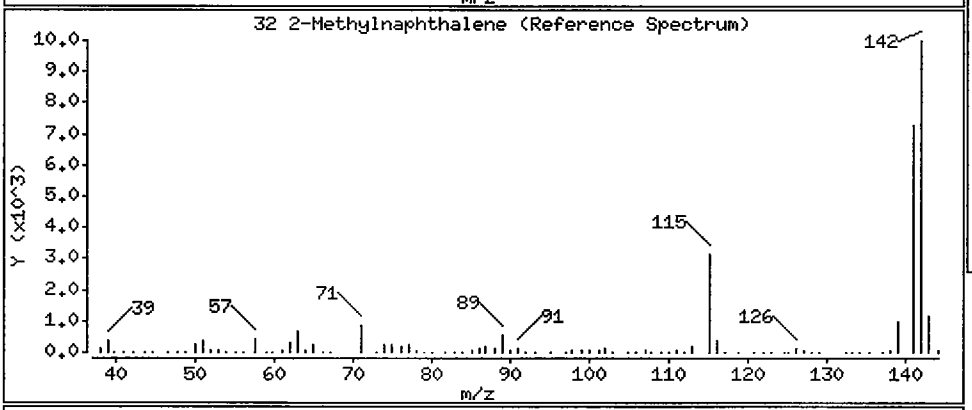

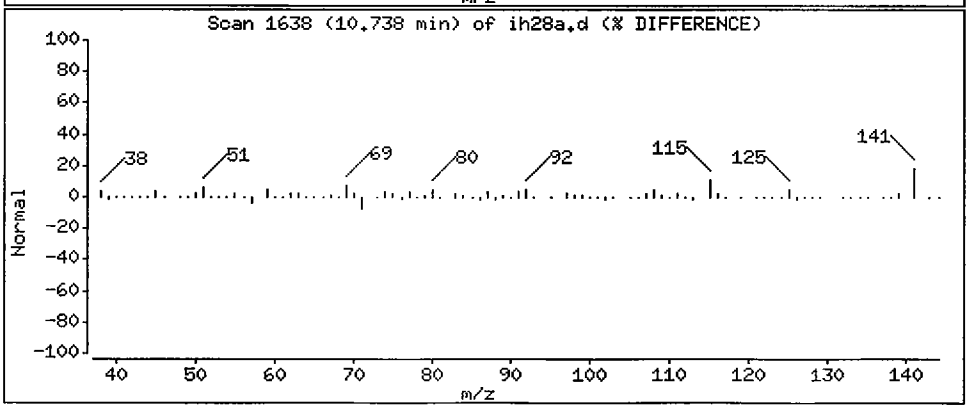

Data File: /chem3/nt4.i/20050802a.b/ih28a.d

Date : 03-AUG-2005 05:41

Client ID: AN-RI-SEDC-08A

Instrument: nt4.i

Sample Info: IH28A

Volume Injected (uL): 1.0

Operator: VS

Column phase: RTX-5

Column diameter: 0.32

40 Acenaphthylene

Concentration: 49.65 ug/kg

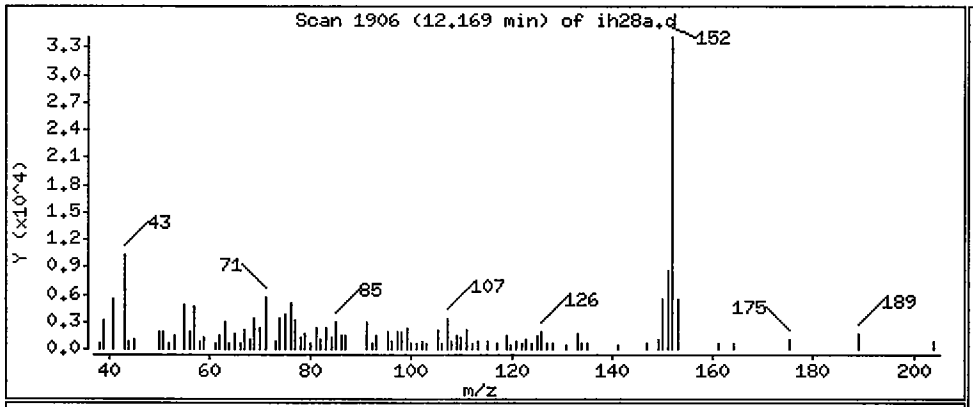

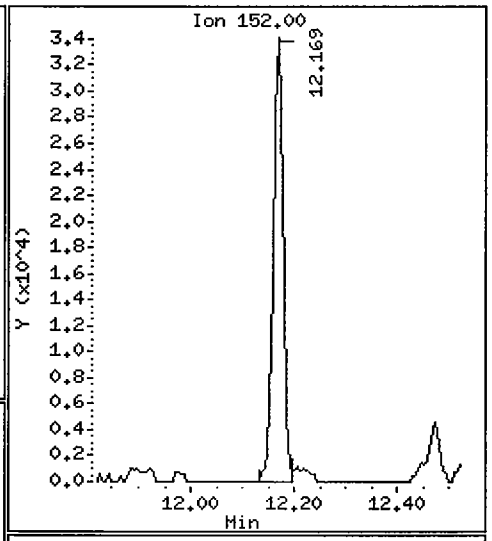

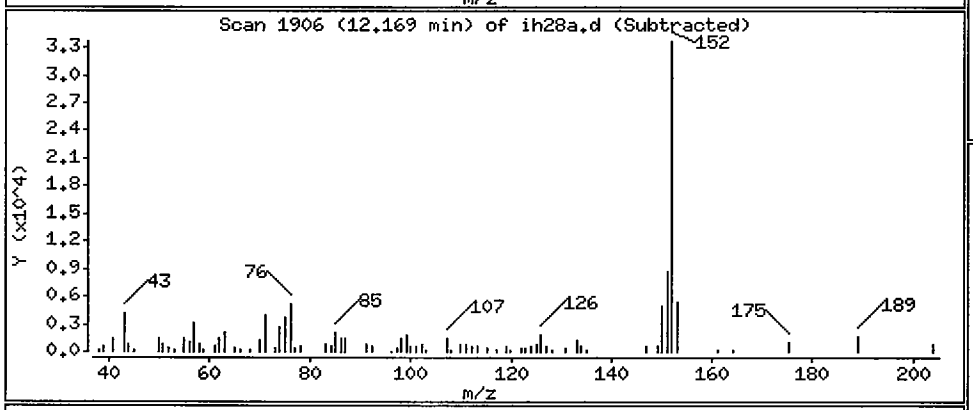

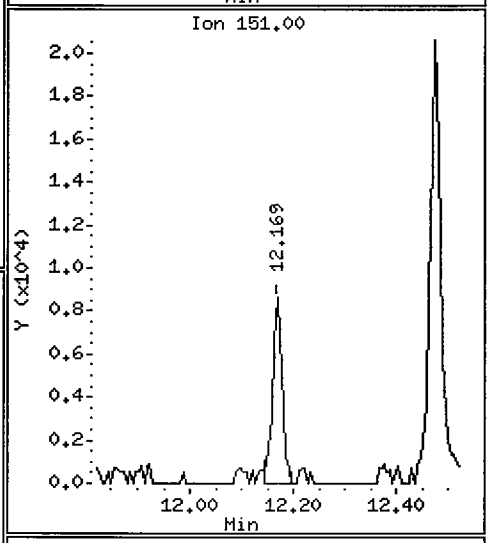

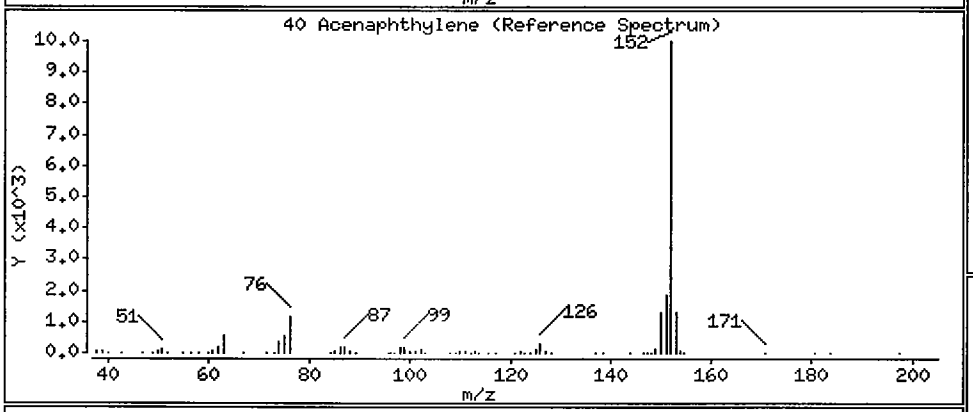

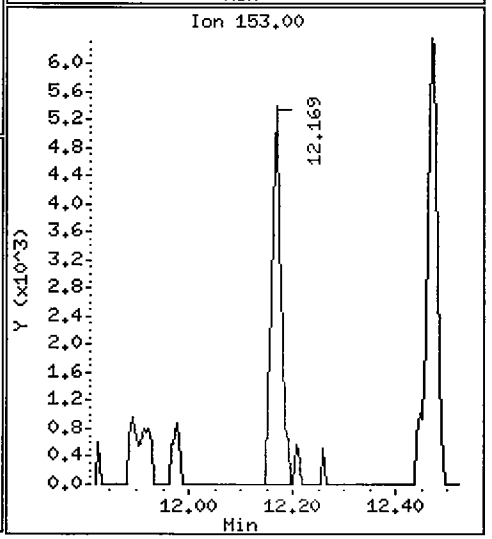

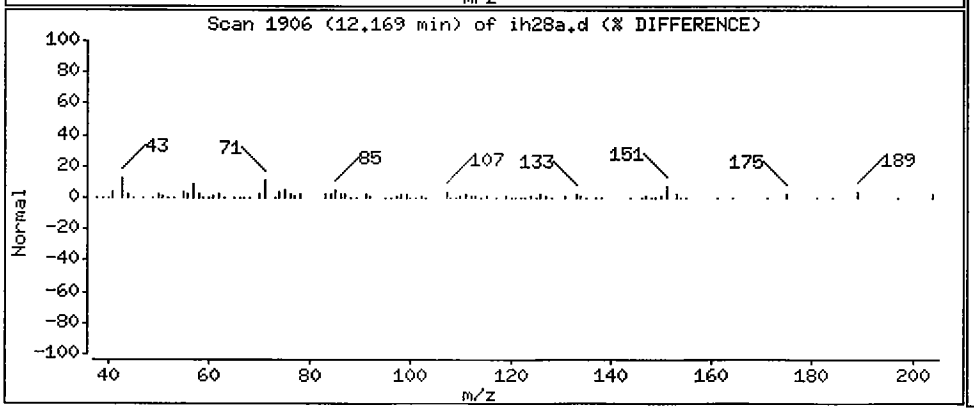

Data File: /chem3/nt4.i/20050802a.b/ih28a.d

Date : 03-AUG-2005 05:41

Client ID: AN-RI-SEDC-08A

Instrument: nt4.i

Sample Info: IH28A

Volume Injected (uL): 1.0

Operator: VS

Column phase: RTX-5

Column diameter: 0.32

46 Dibenzofuran

Concentration: 22.70 ug/kg

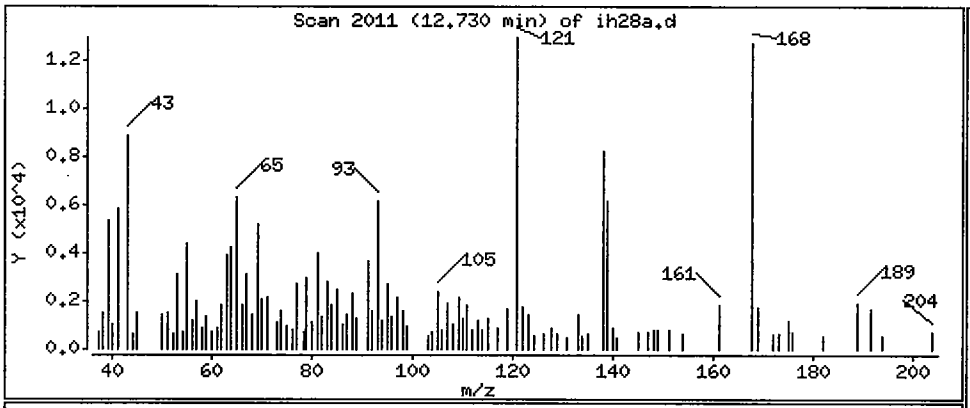

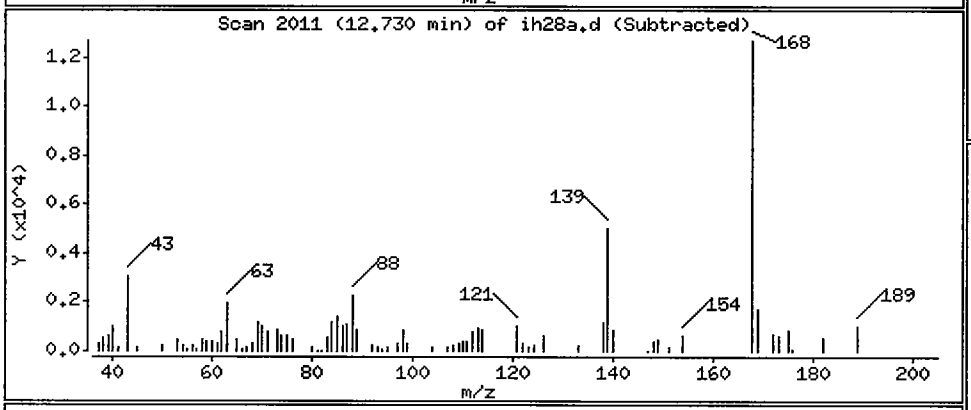

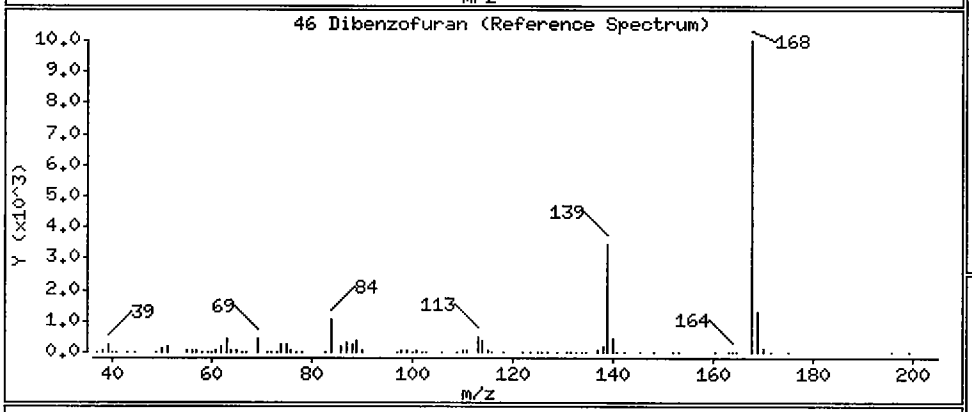

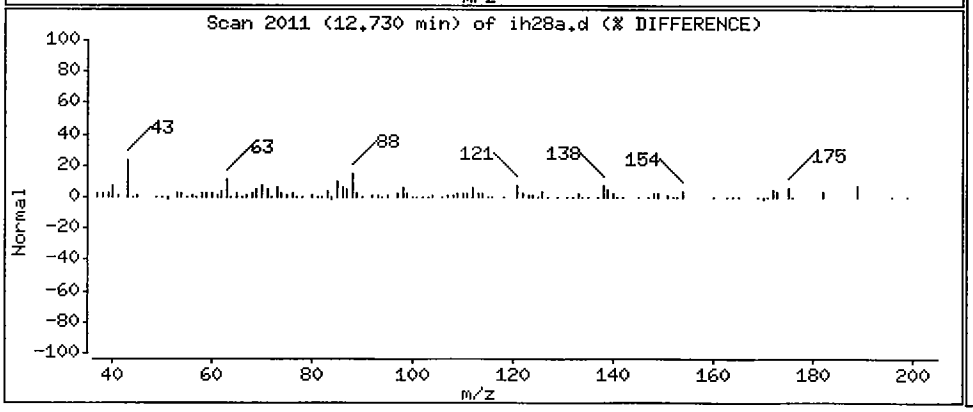

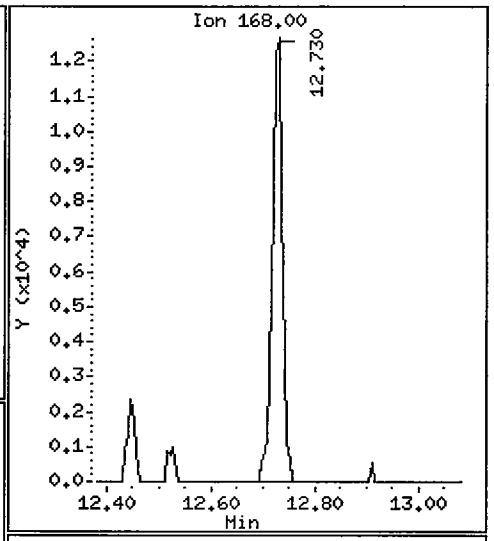

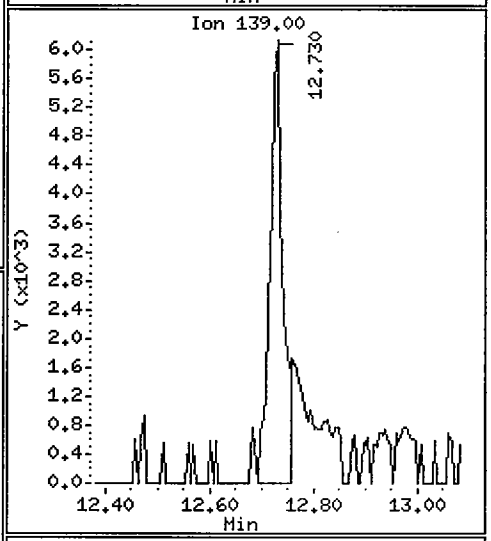

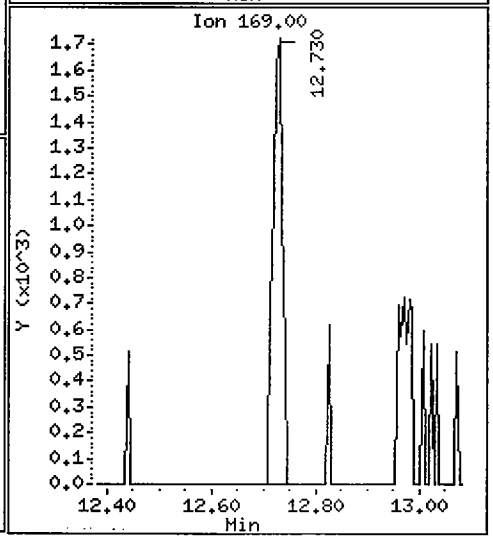

Data File: /chem3/nt4.i/20050802a.b/ih28a.d

Date : 03-AUG-2005 05:41

Client ID: AN-RI-SEDC-08A

Instrument: nt4.i

Sample Info: IH28A

Volume Injected (uL): 1.0

Operator: VS

Column phase: RTX-5

Column diameter: 0.32

49 Fluorene

Concentration: 32.38 ug/kg

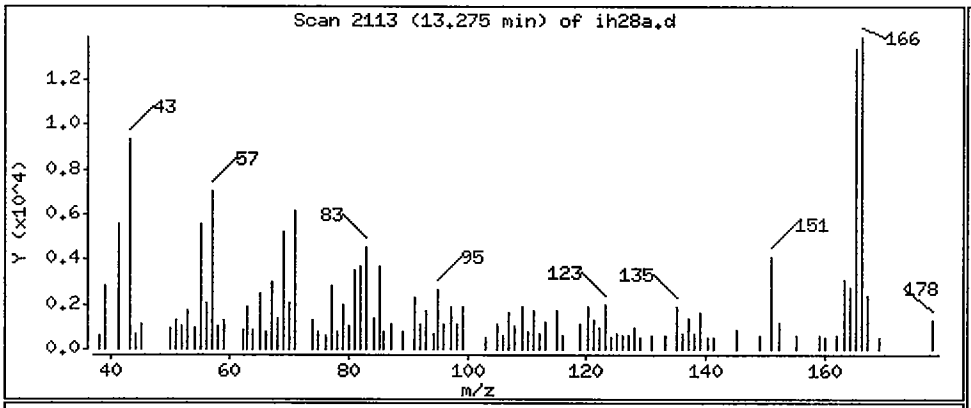

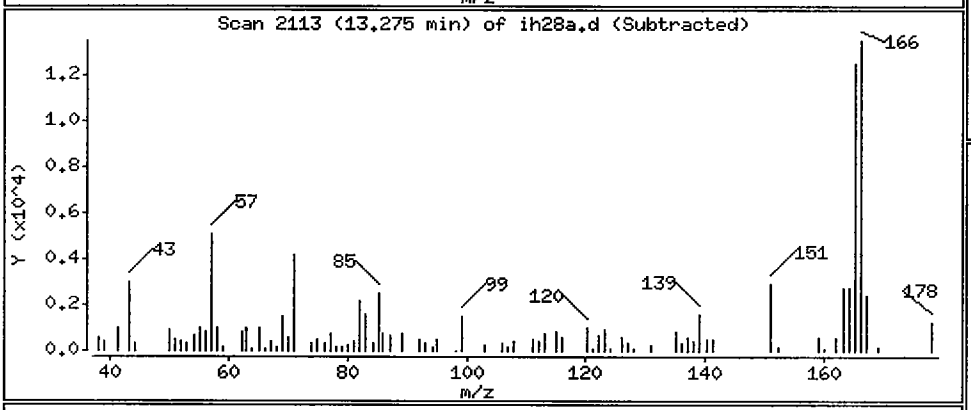

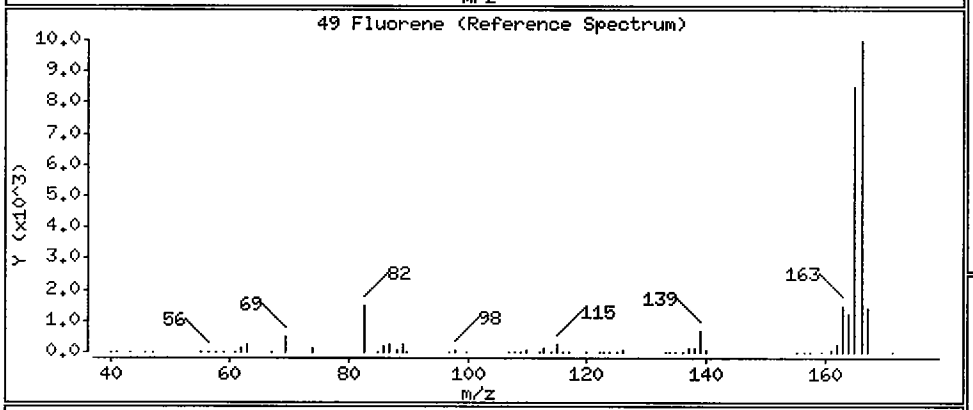

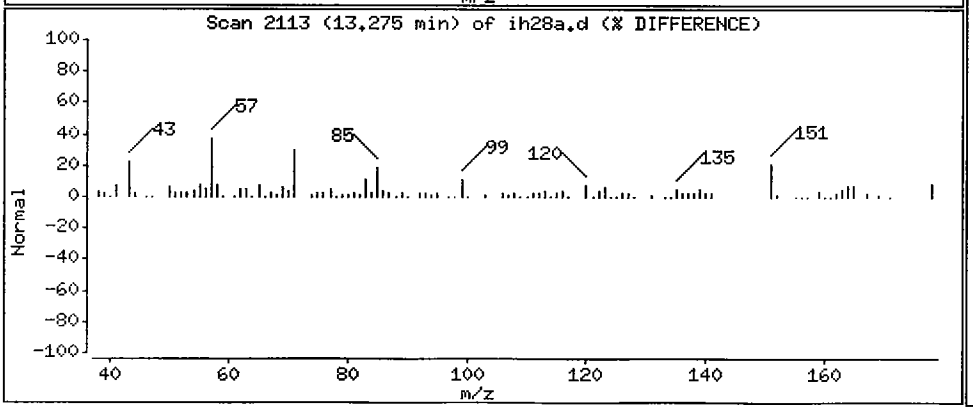

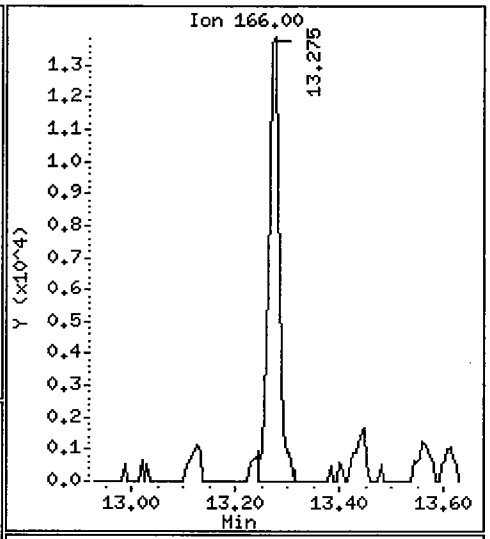

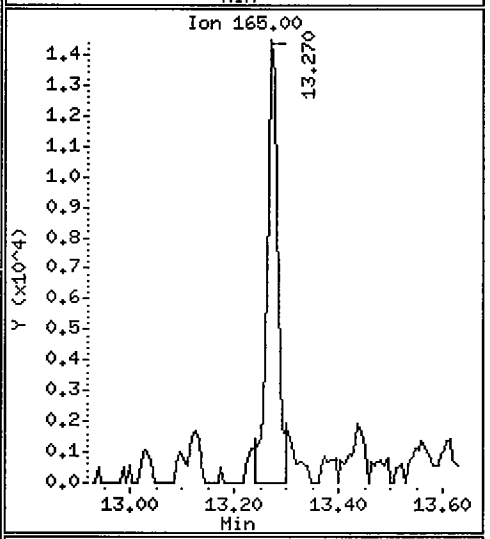

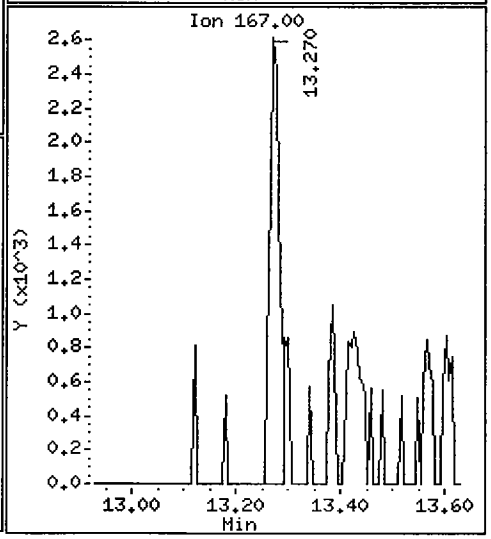

Data File: /chem3/nt4.i/20050802a.b/ih28a.d

Date : 03-AUG-2005 05:41

Client ID: AN-RI-SEDC-08A

Instrument: nt4.i

Sample Info: IH28A

Volume Injected (uL): 1.0

Operator: VS

Column phase: RTX-5

Column diameter: 0.32

60 Phenanthrene

Concentration: 225.3 ug/kg

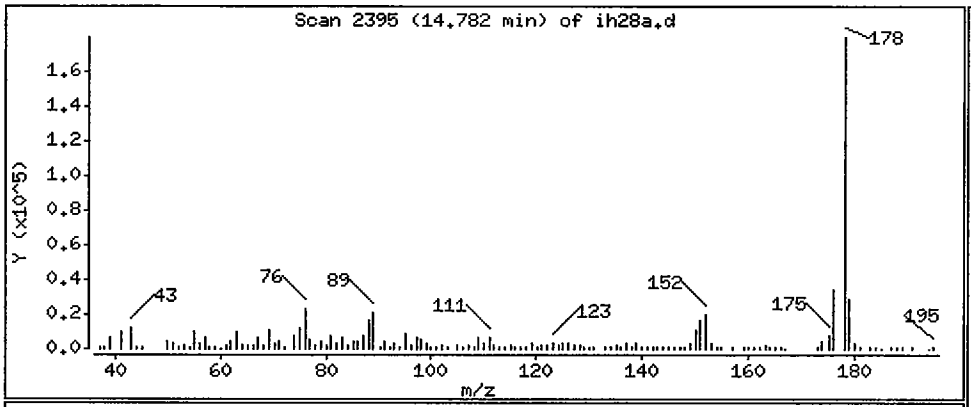

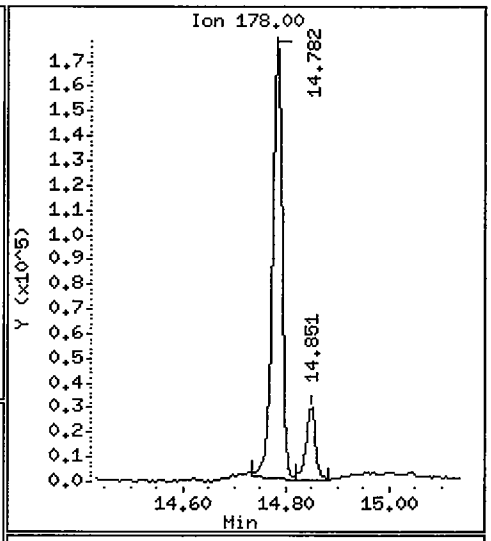

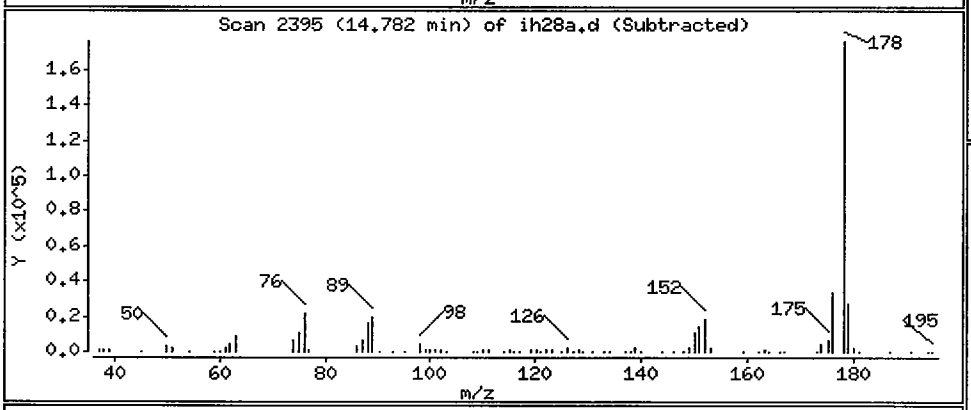

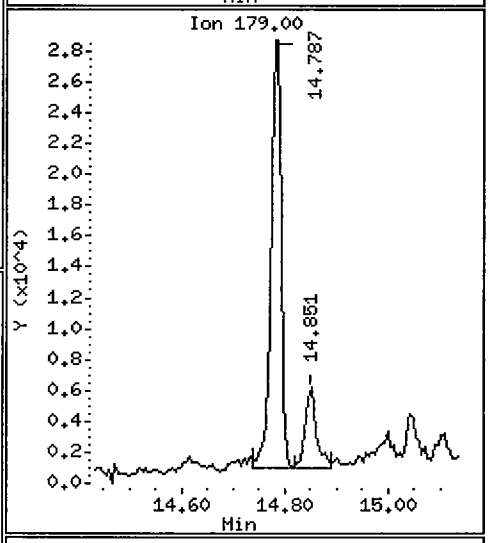

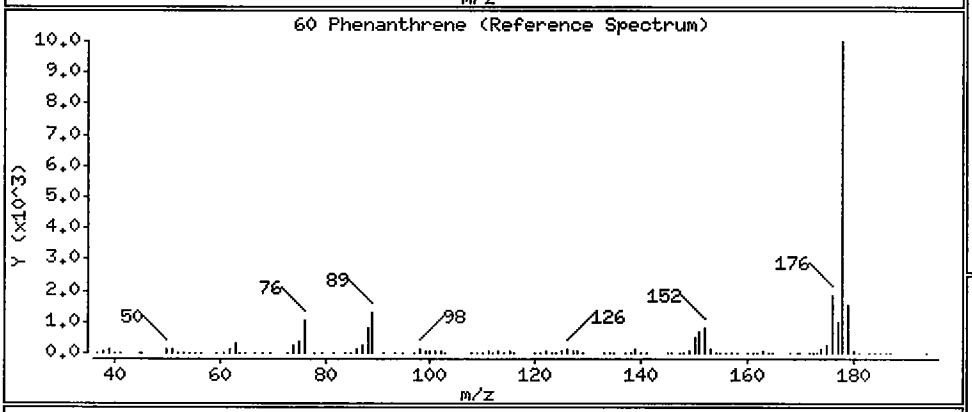

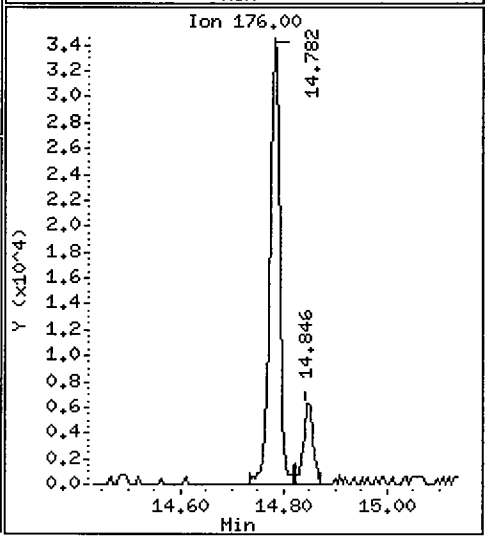

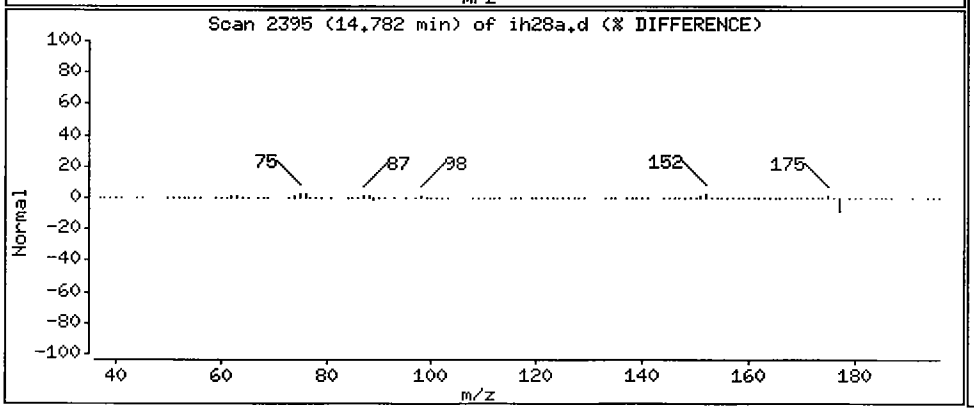

Data File: /chem3/nt4.i/20050802a.b/ih28a.d

Date : 03-AUG-2005 05:41

Client ID: AN-RI-SEDC-08A

Instrument: nt4.i

Sample Info: IH28A

Volume Injected (uL): 1.0

Operator: VS

Column phase: RTX-5

Column diameter: 0.32

61 Anthracene

Concentration: 39.60 ug/kg

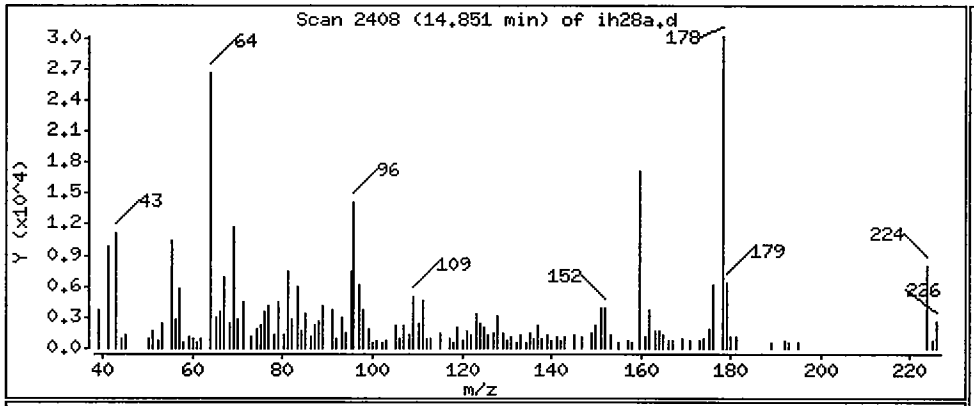

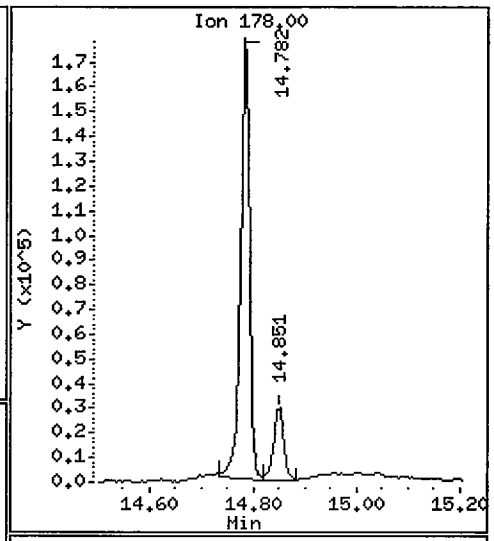

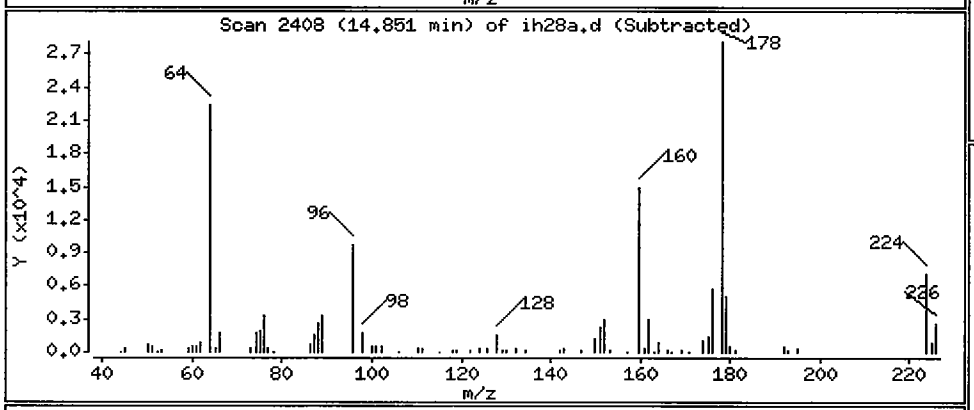

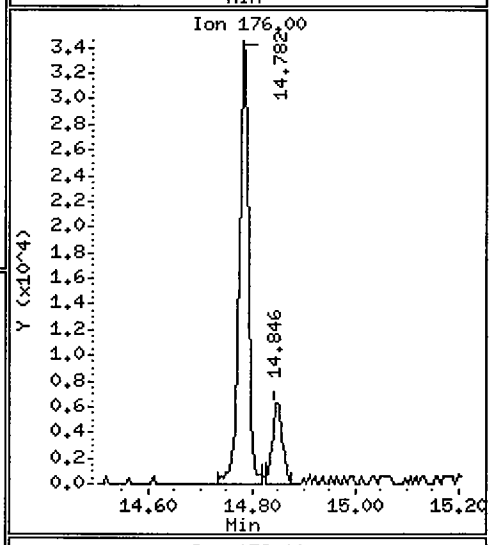

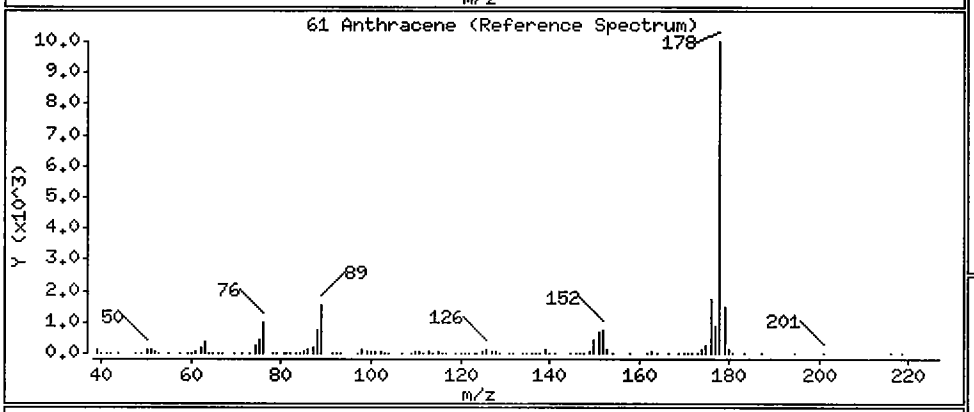

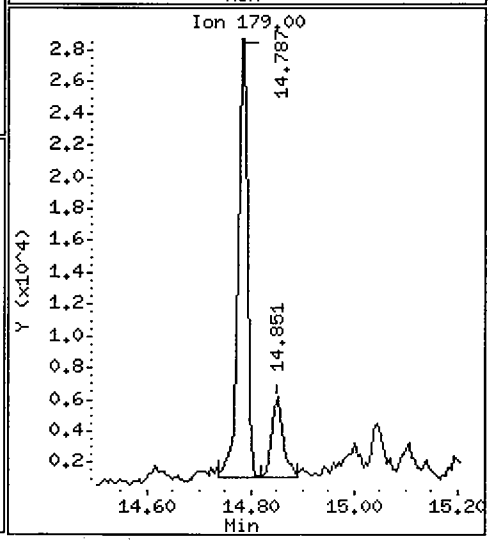

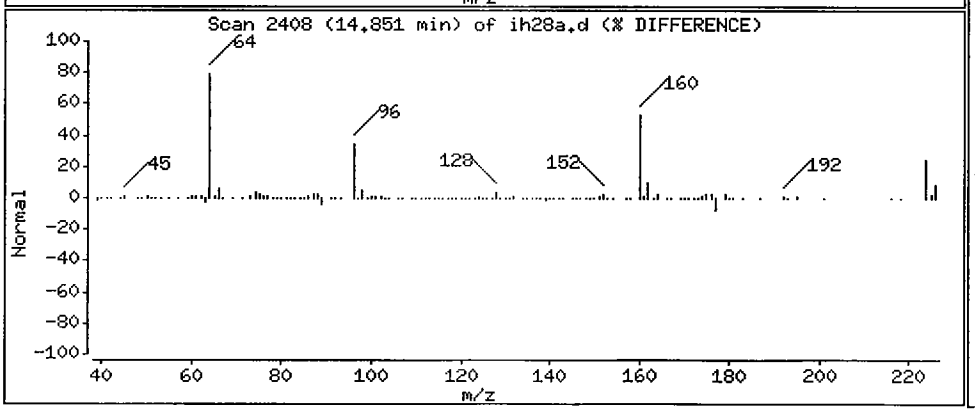

Data File: /chem3/nt4.i/20050802a.b/ih28a.d

Date : 03-AUG-2005 05:41

Client ID: AN-RI-SEDC-08A

Instrument: nt4.i

Sample Info: IH28A

Volume Injected (uL): 1.0

Operator: VS

Column phase: RTX-5

Column diameter: 0.32

64 Fluoranthene

Concentration: 278.9 ug/kg

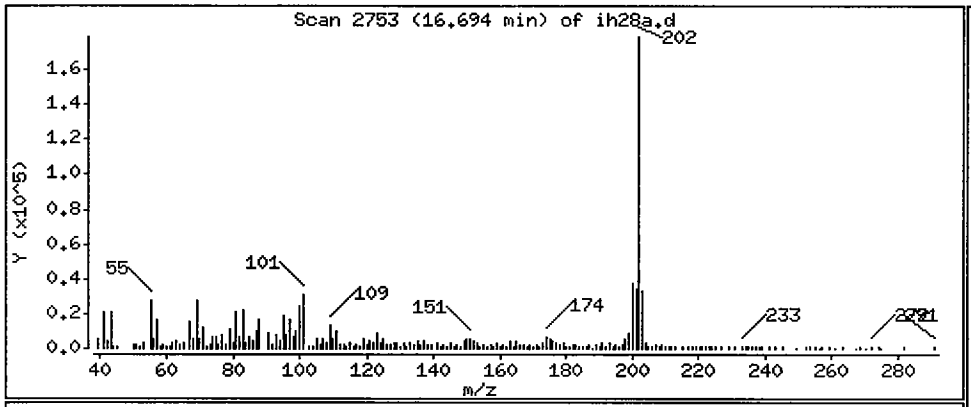

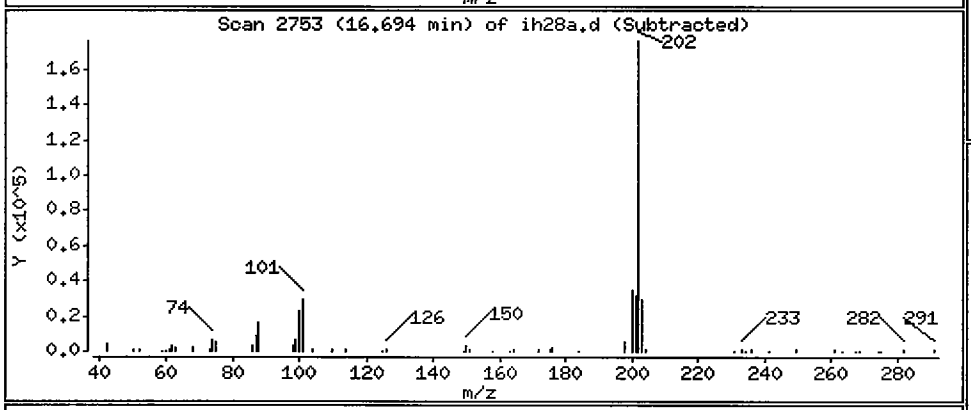

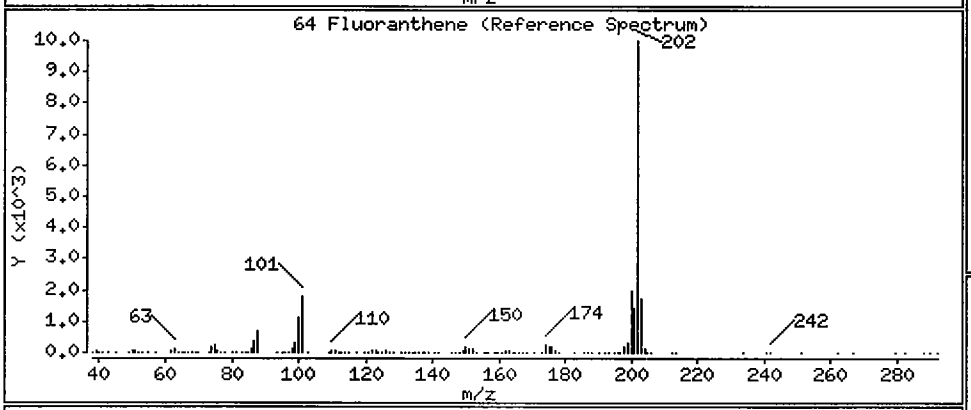

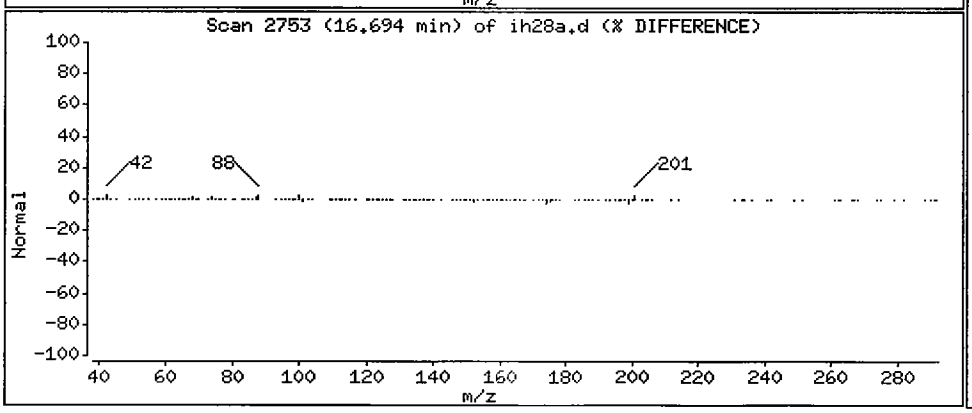

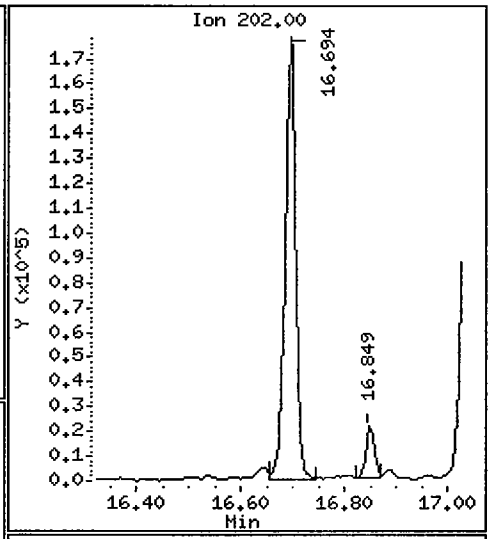

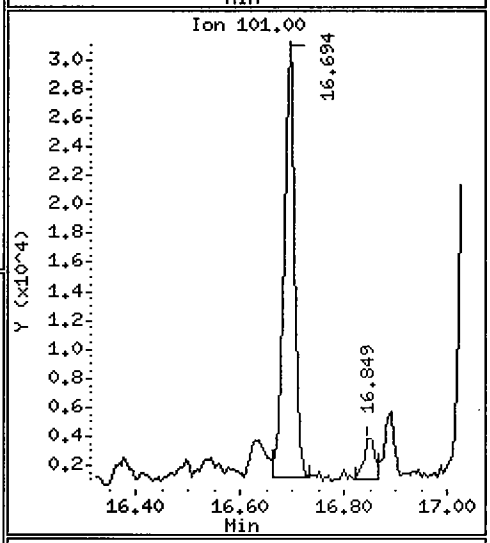

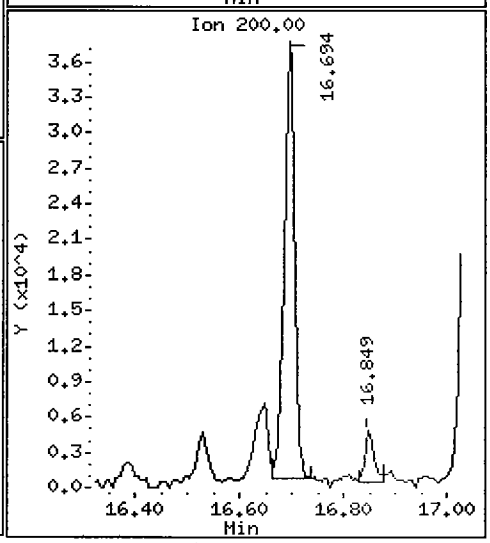

Data File: /chem3/nt4.i/20050802a.b/ih28a.d

Date : 03-AUG-2005 05:41

Client ID: AN-RI-SEDC-08A

Instrument: nt4.i

Sample Info: IH28A

Volume Injected (uL): 1.0

Operator: VS

Column phase: RTX-5

Column diameter: 0.32

65 Pyrene

Concentration: 286.2 ug/kg

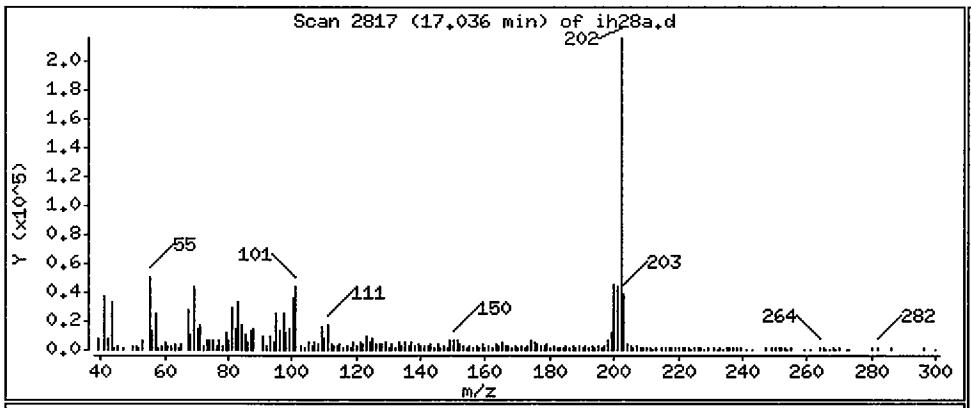

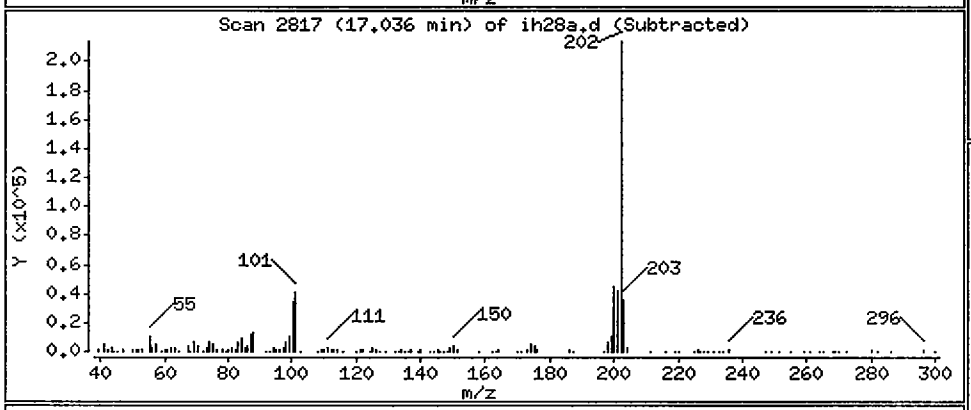

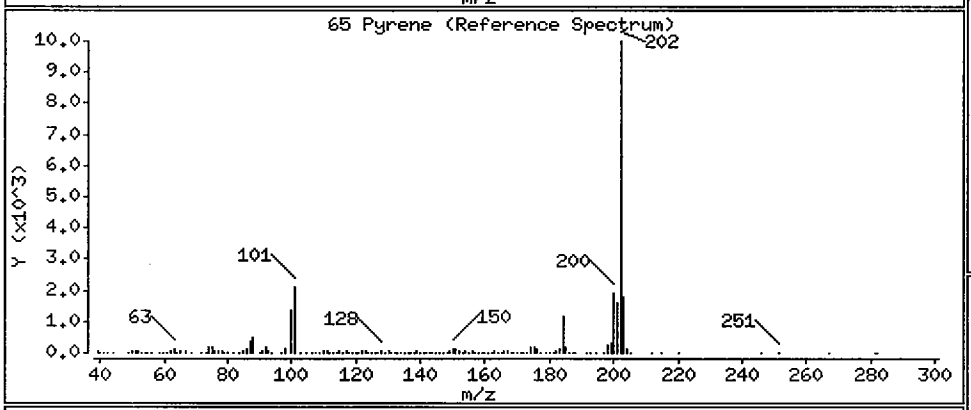

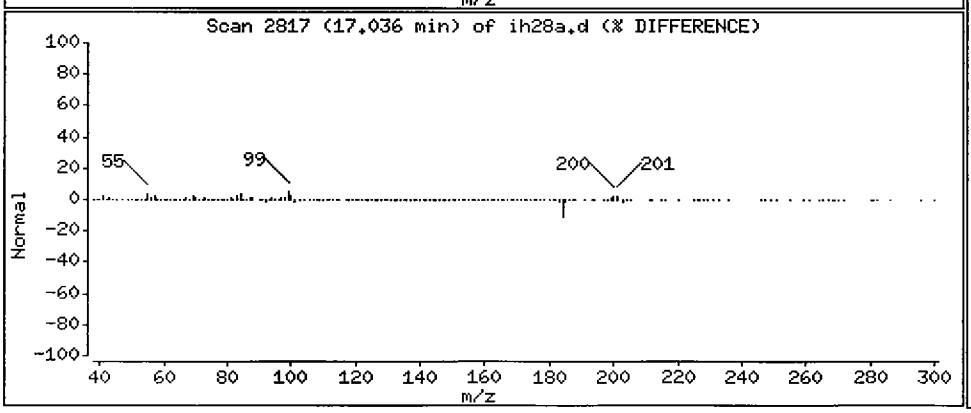

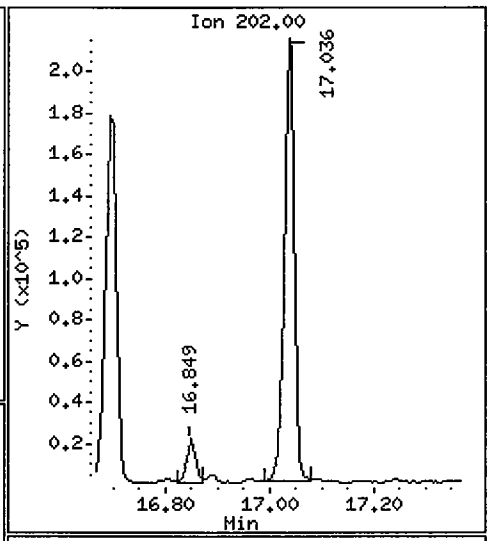

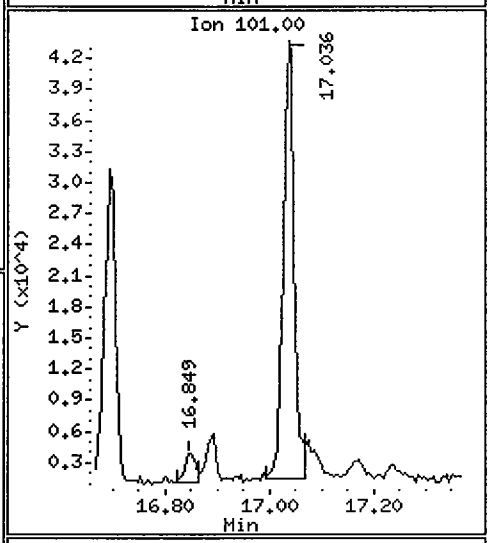

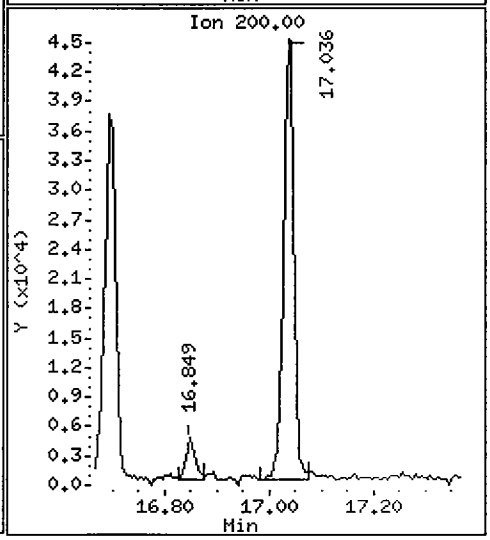

Data File: /chem3/nt4.i/20050802a.b/ih28a.d

Date : 03-AUG-2005 05:41

Client ID: AN-RI-SEDC-08A

Instrument: nt4.i

Sample Info: IH28A

Volume Injected (uL): 1.0

Operator: VS

Column phase: RTX-5

Column diameter: 0.32

68 Benzo(a)anthracene

Concentration: 71.57 ug/kg

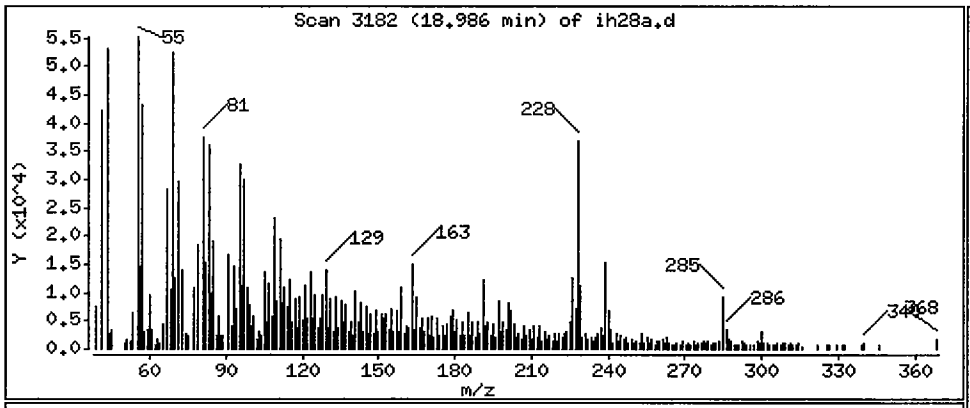

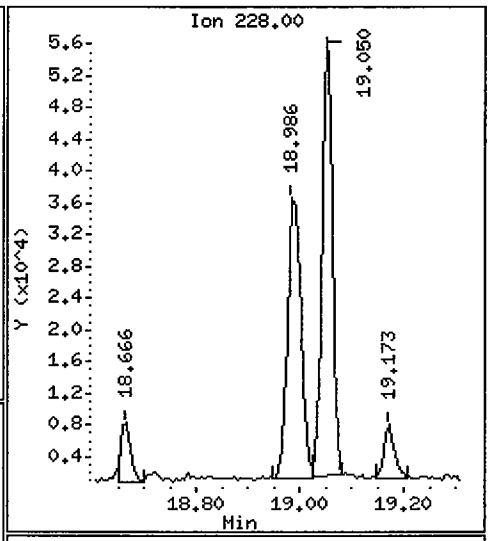

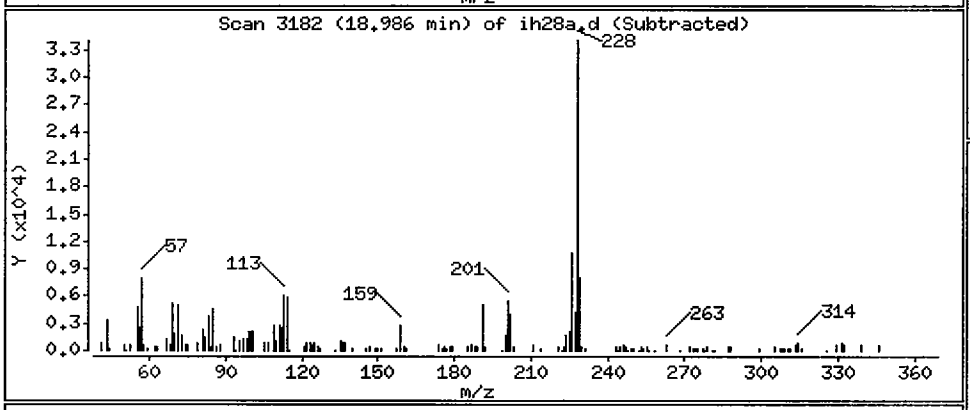

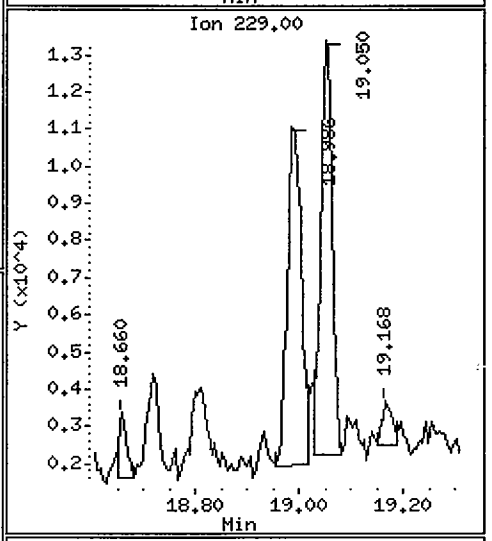

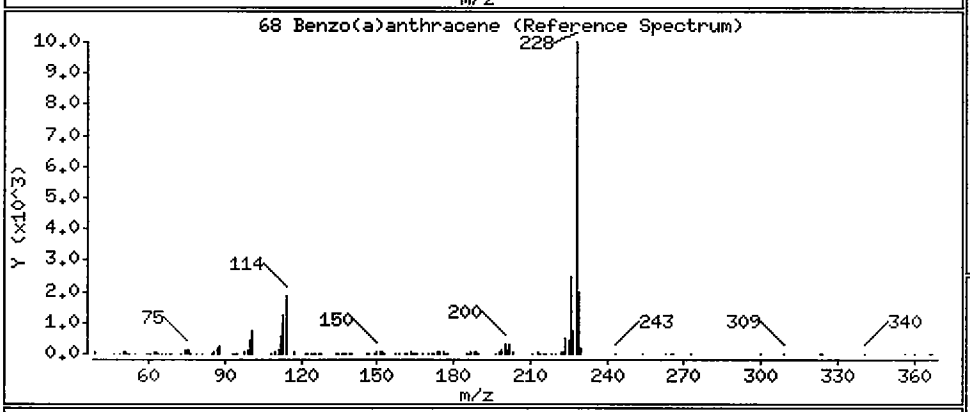

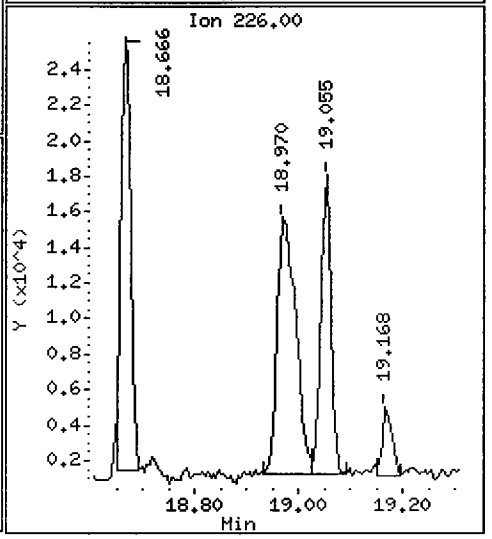

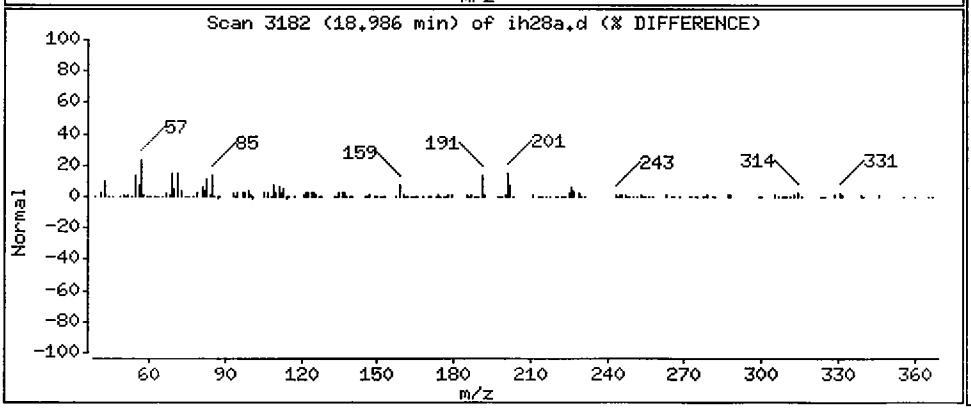

Data File: /chem3/nt4.i/20050802a.b/ih28a.d

Date : 03-AUG-2005 05:41

Client ID: AN-RI-SEDC-08A

Instrument: nt4.i

Sample Info: IH28A

Volume Injected (uL): 1.0

Operator: VS

Column phase: RTX-5

Column diameter: 0.32

71 Chrysene

Concentration: 82.31 ug/kg

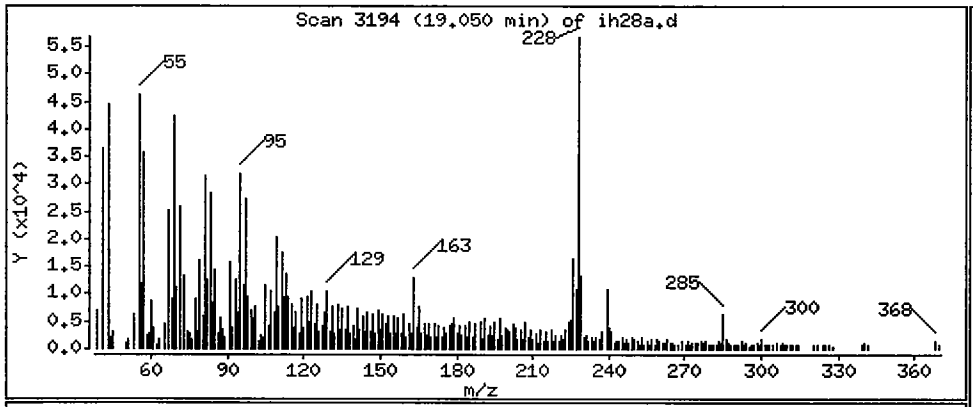

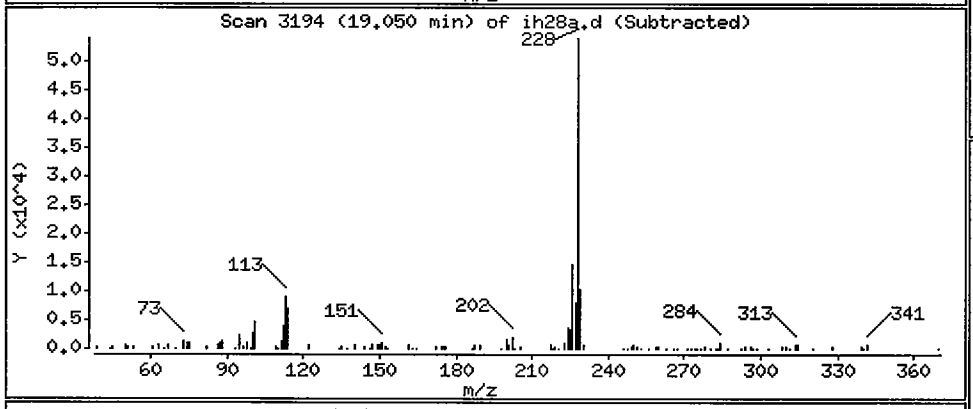

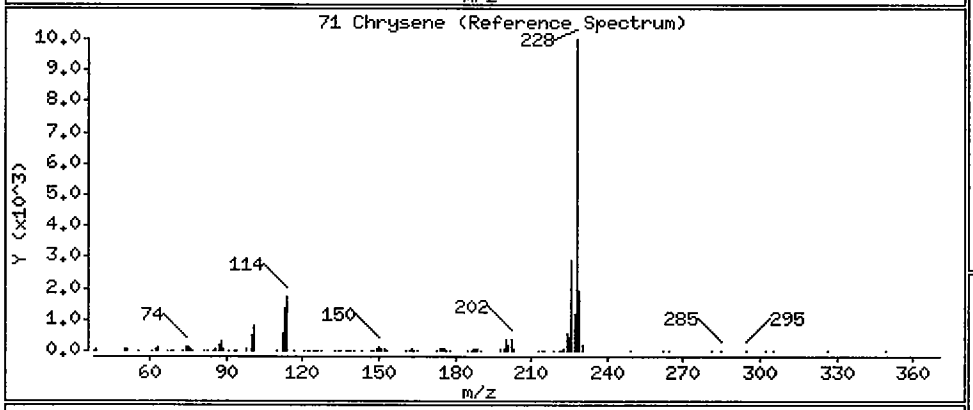

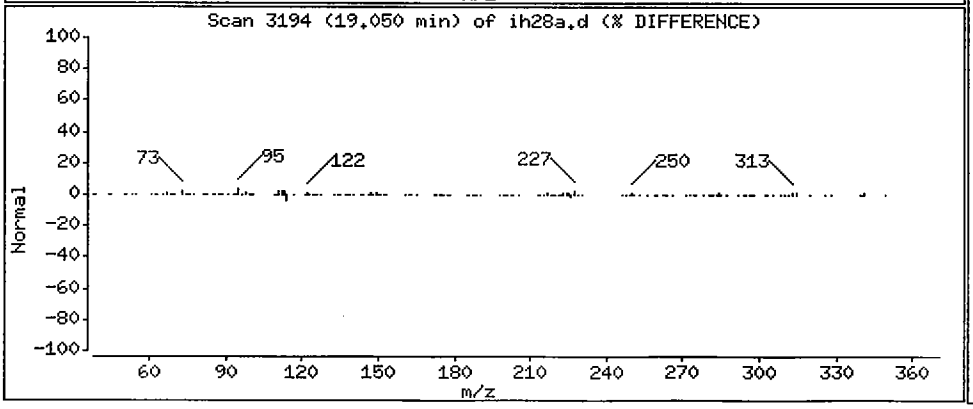

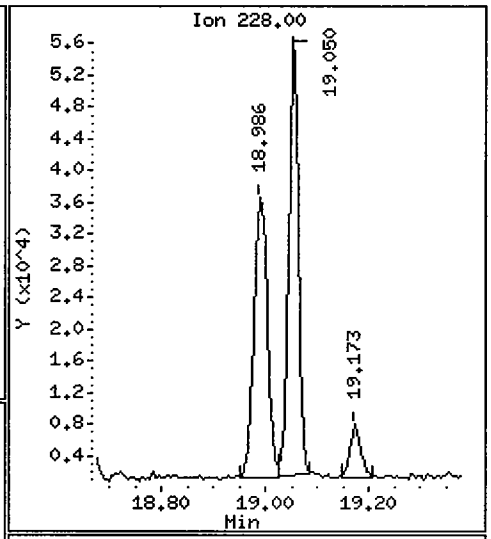

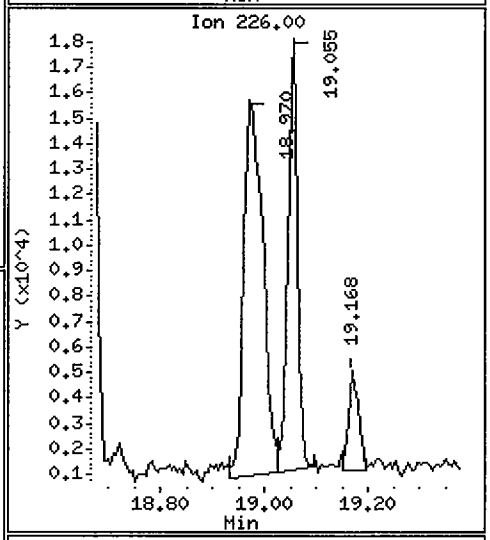

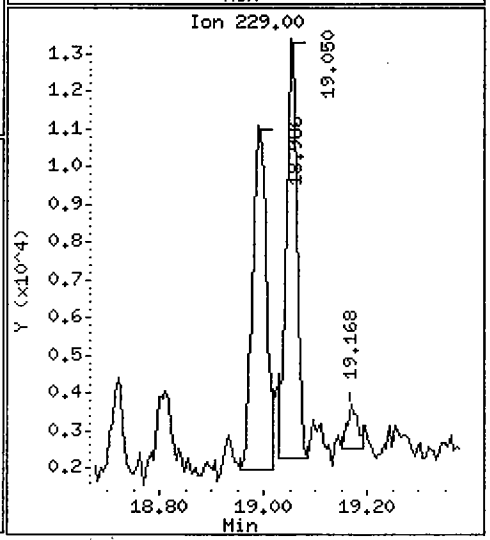

Data File: /chem3/nt4.i/20050802a.b/ih28a.d

Date : 03-AUG-2005 05:41

Client ID: AN-RI-SEDC-08A

Instrument: nt4.i

Sample Info: IH28A

Volume Injected (uL): 1.0

Operator: VS

Column phase: RTX-5

Column diameter: 0.32

74 Benzo(b)fluoranthene

Concentration: 87.15 ug/kg

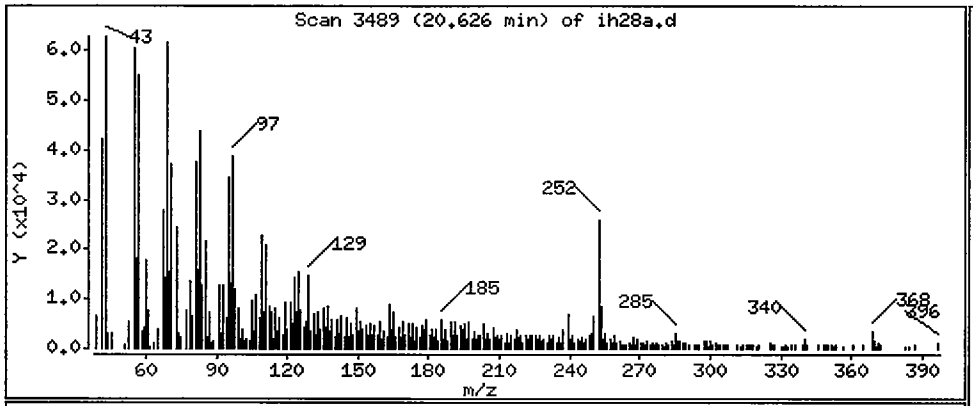

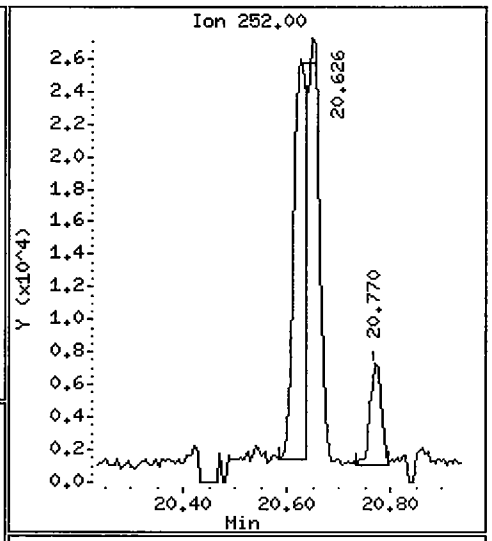

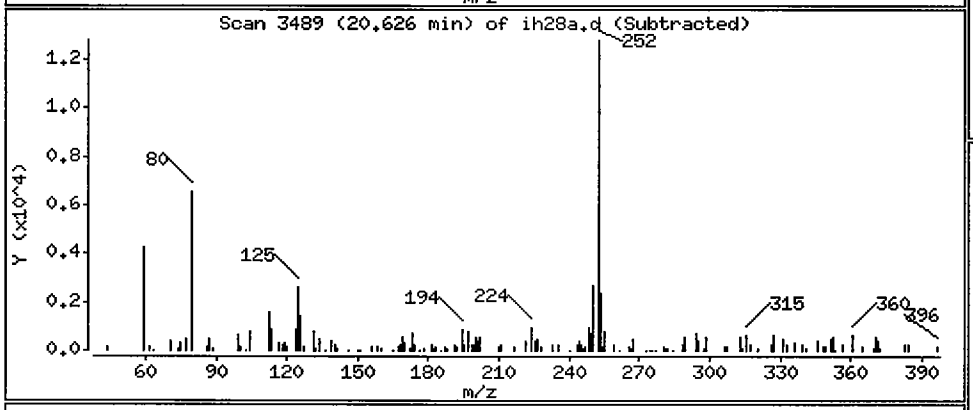

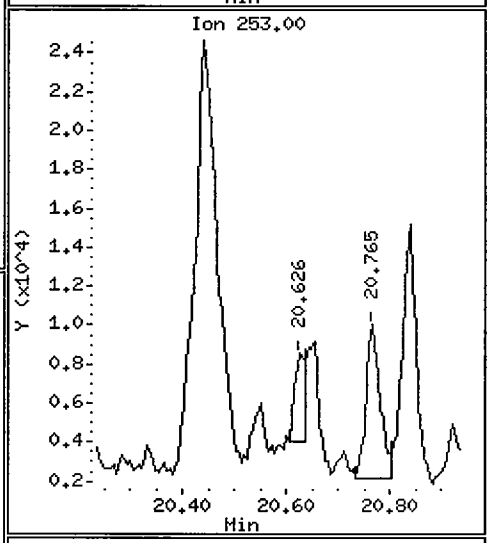

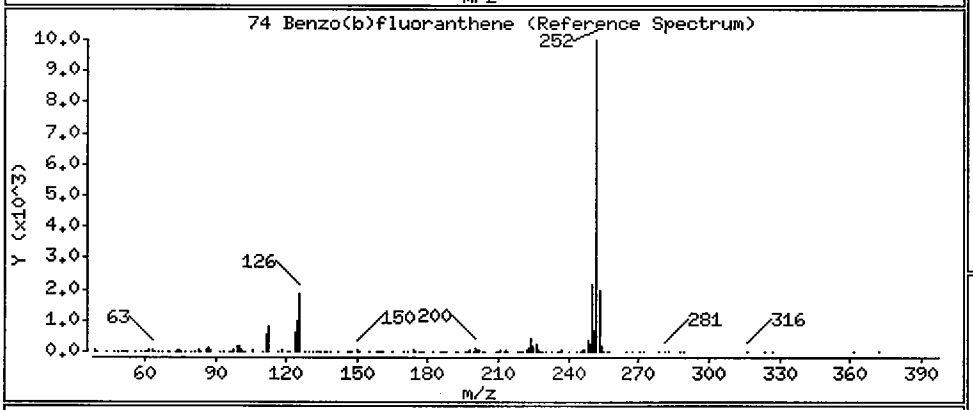

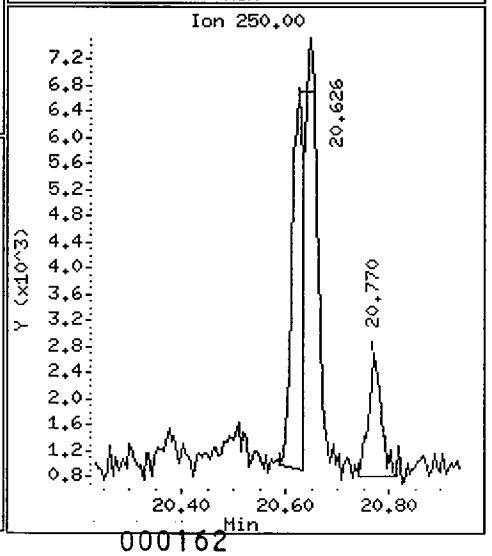

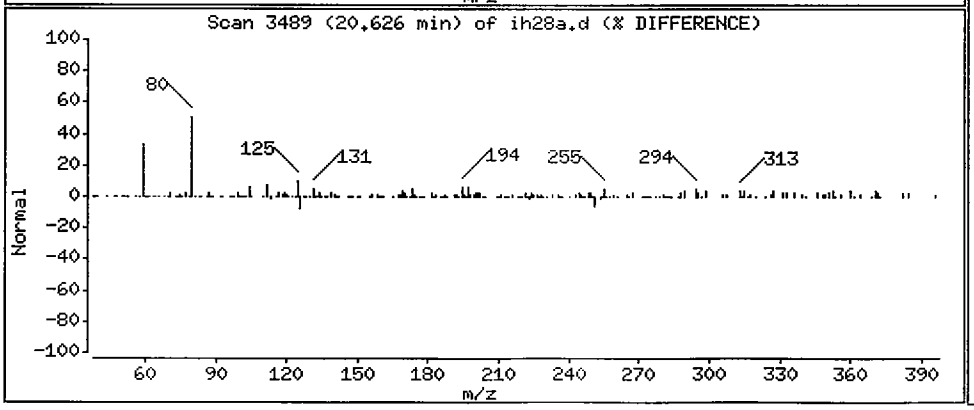

Data File: /chem3/nt4.i/20050802a.b/ih28a.d

Date : 03-AUG-2005 05:41

Client ID: AN-RI-SEDC-08A

Instrument: nt4.i

Sample Info: IH28A

Volume Injected (uL): 1.0

Operator: VS

Column phase: RTX-5

Column diameter: 0.32

75 Benzo(k)fluoranthene

Concentration: 95.65 ug/kg

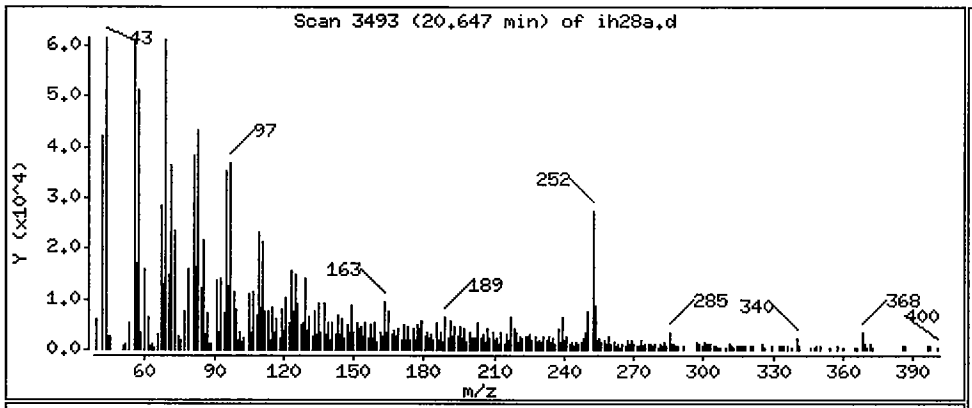

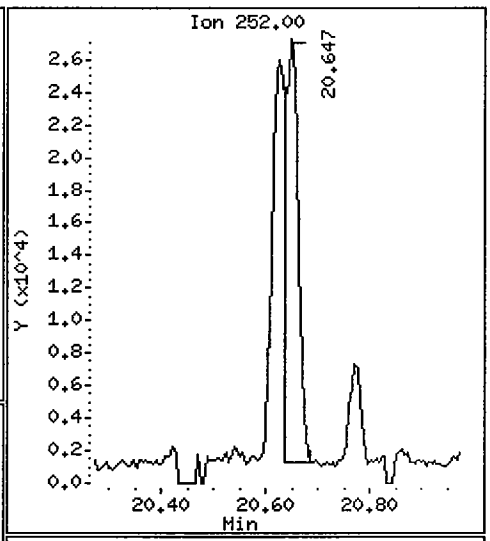

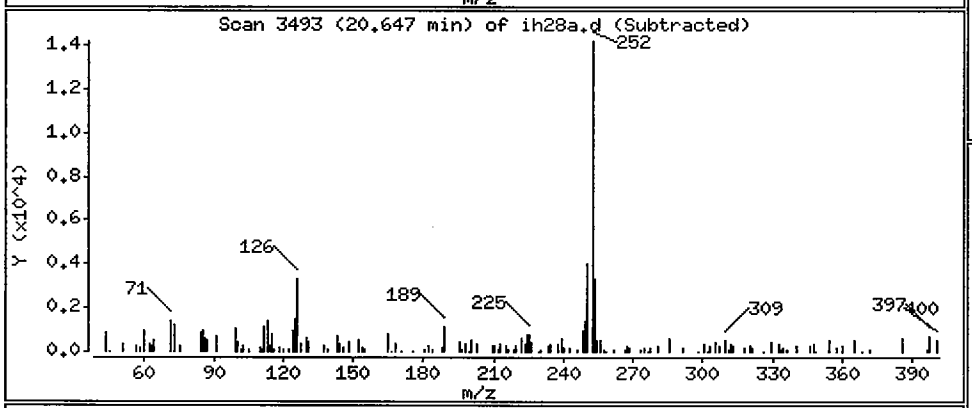

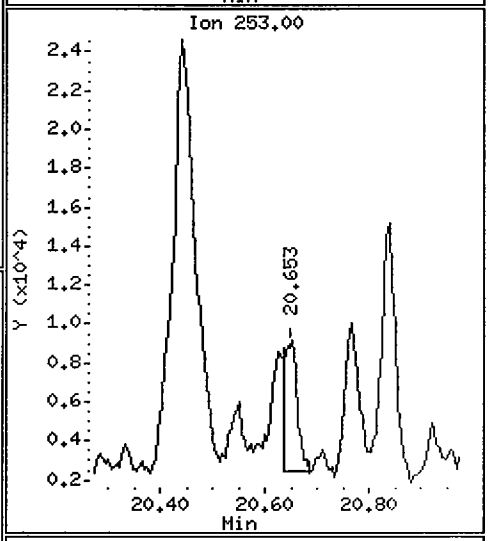

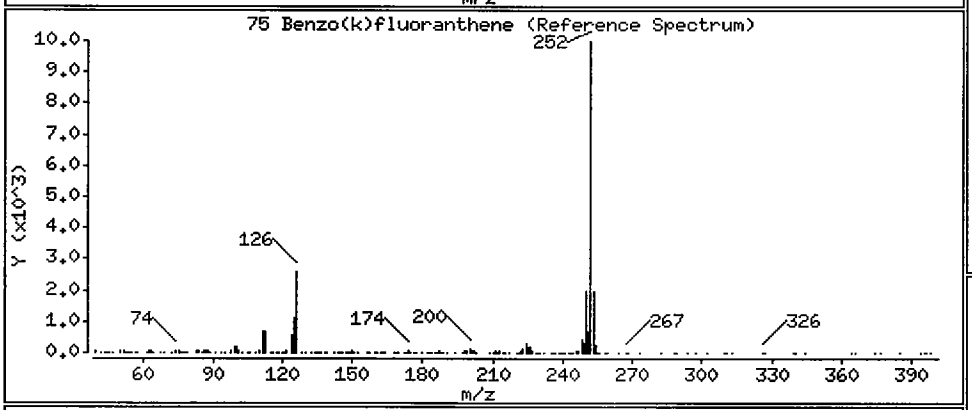

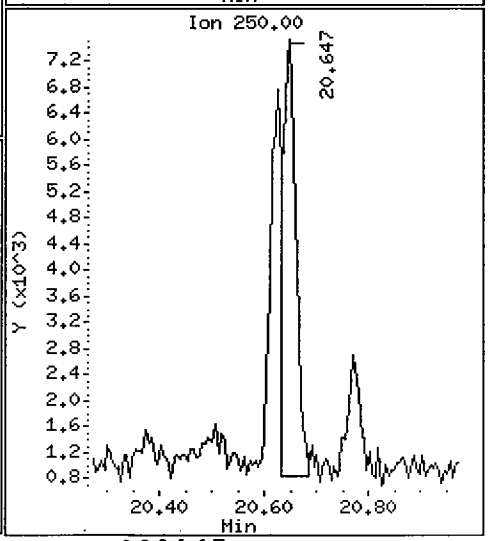

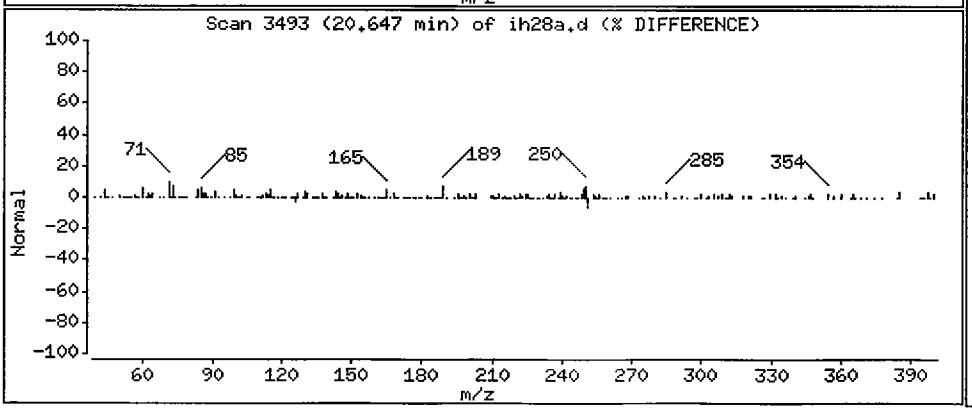

Data File: /chem3/nt4.i/20050802a.b/ih28a.d

Date : 03-AUG-2005 05:41

Client ID: AN-RI-SEDC-08A

Instrument: nt4.i

Sample Info: IH28A

Volume Injected (uL): 1.0

Operator: VS

Column phase: RTX-5

Column diameter: 0.32

76 Benzo(a)pyrene

Concentration: 89.70 ug/kg

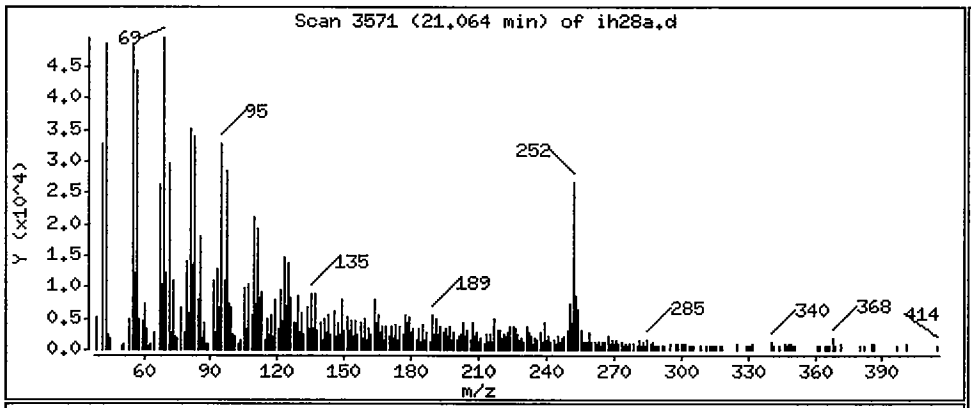

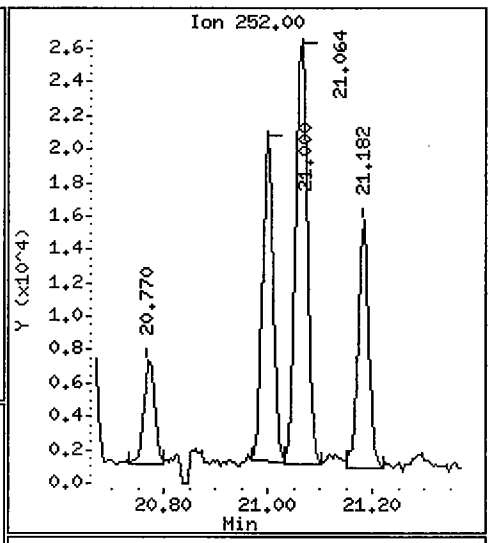

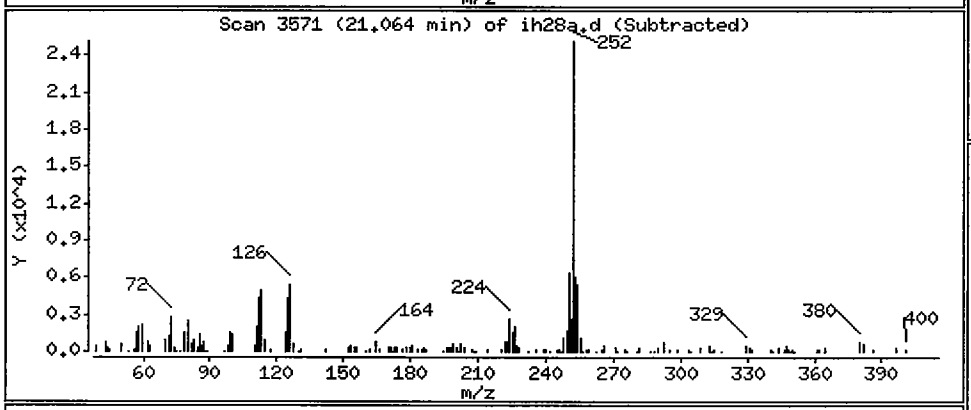

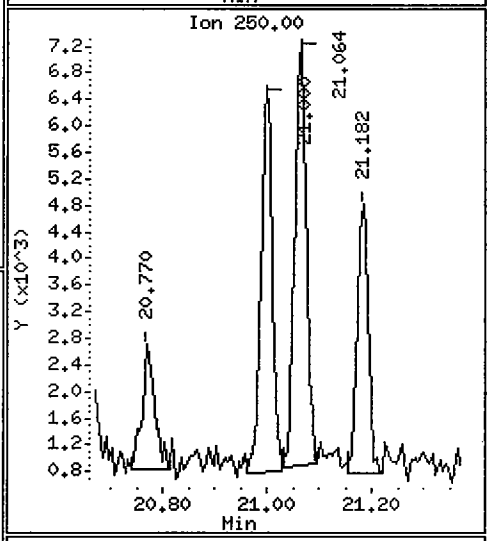

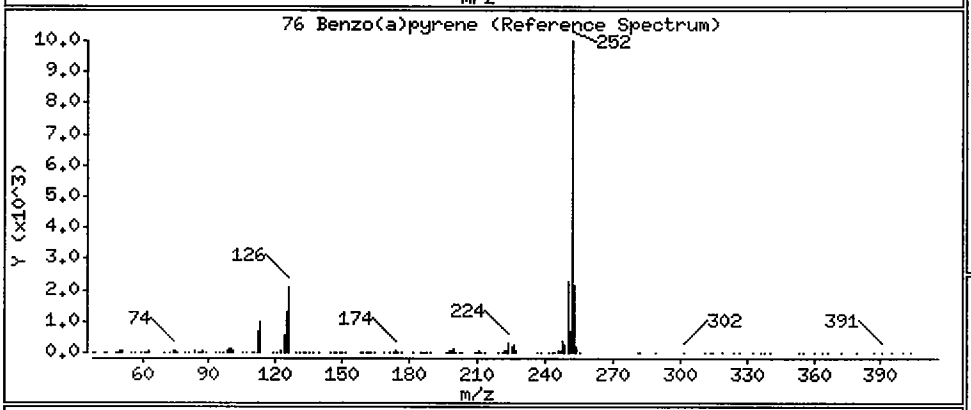

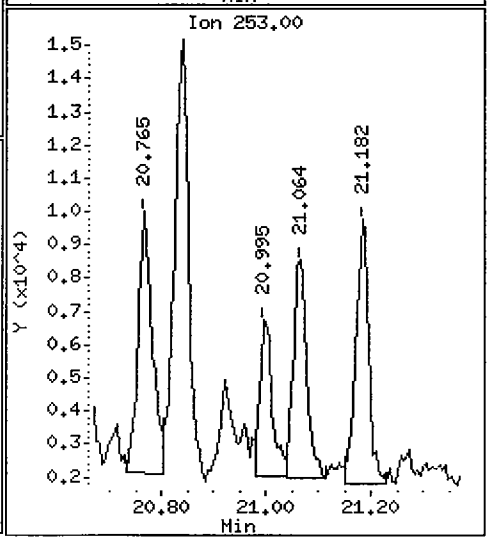

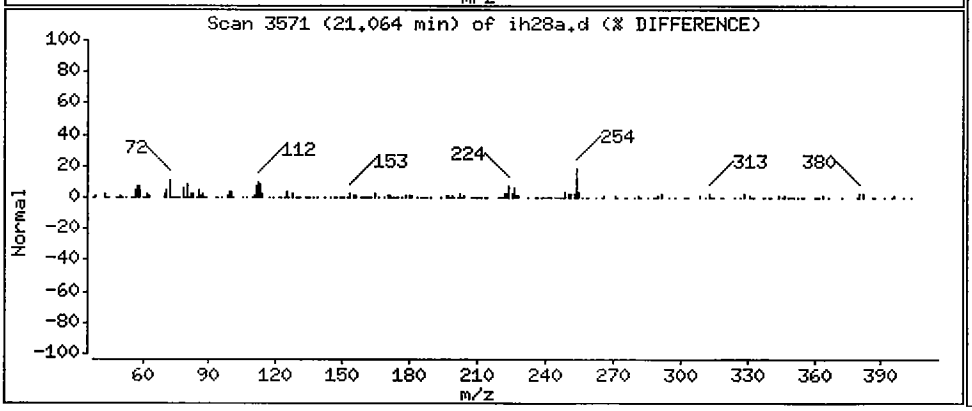

Data File: /chem3/nt4.i/20050802a.b/ih28a.d

Date : 03-AUG-2005 05:41

Client ID: AN-RI-SEDC-08A

Instrument: nt4.i

Sample Info: IH28A

Volume Injected (uL): 1.0

Operator: VS

Column phase: RTX-5

Column diameter: 0.32

78 Indeno(1,2,3-cd)pyrene

Concentration: 42.78 ug/kg

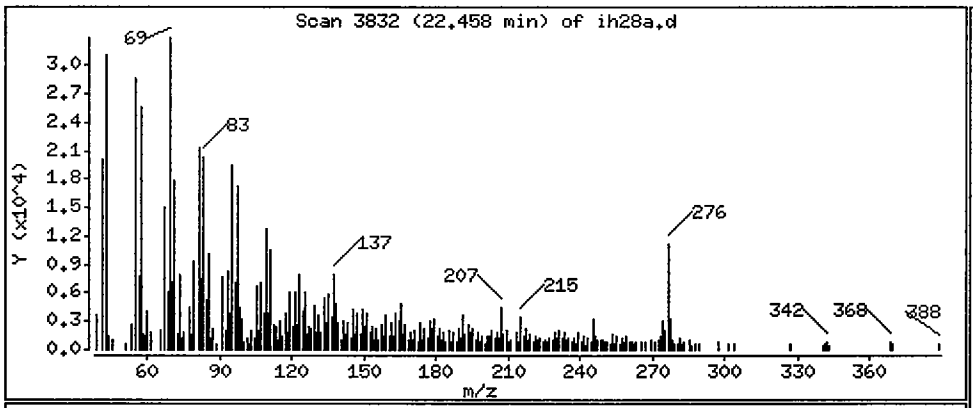

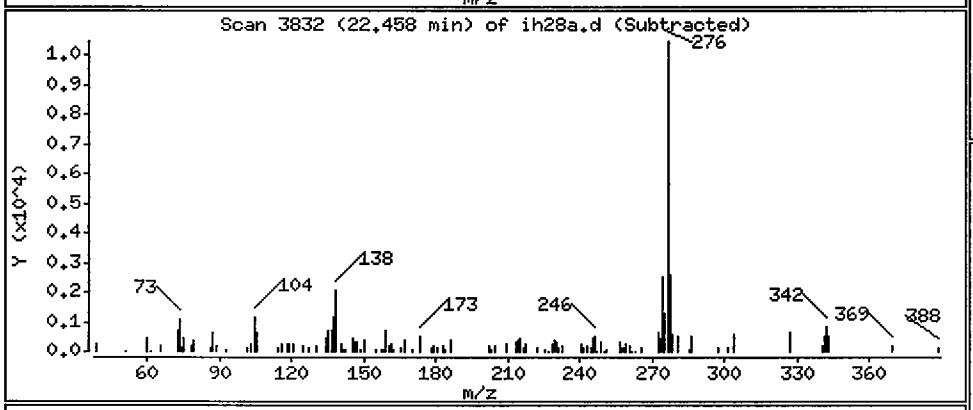

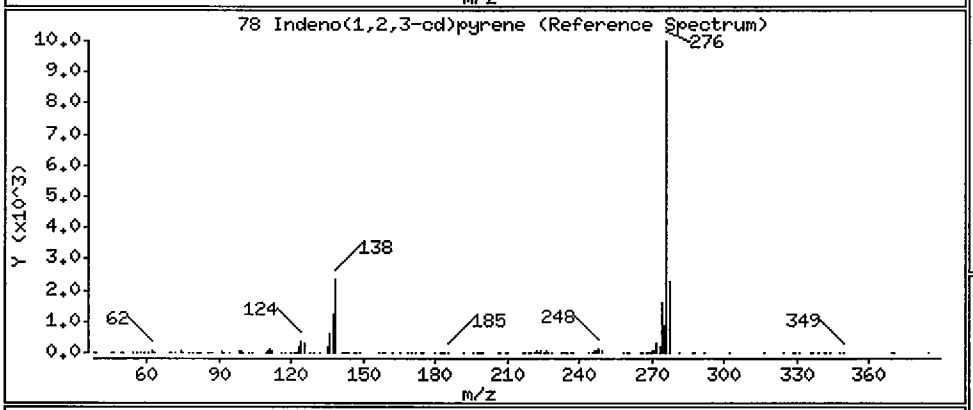

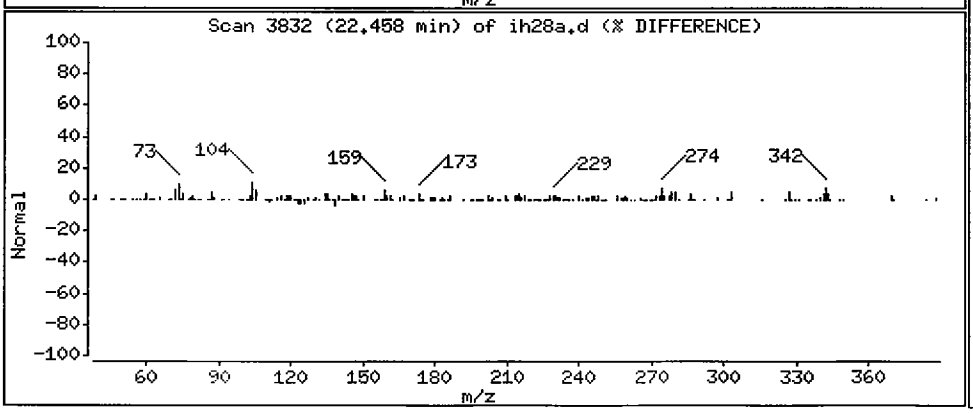

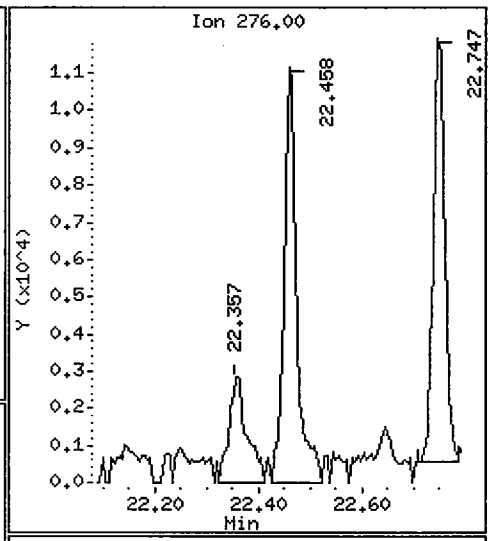

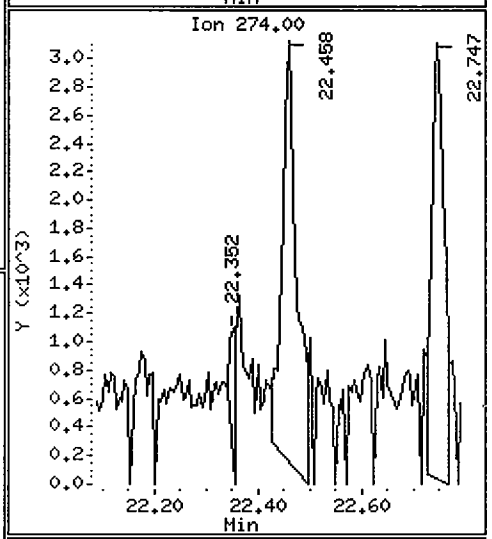

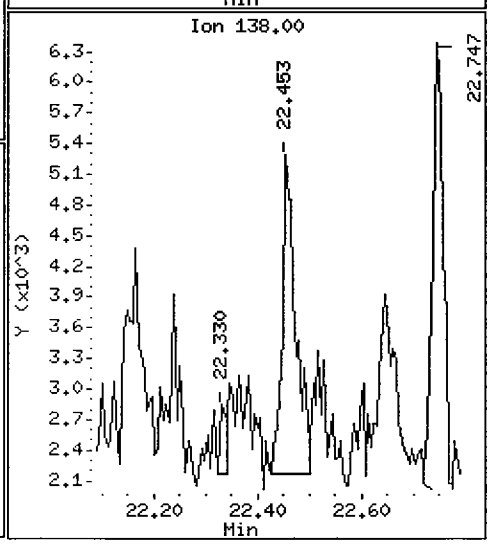

Data File: /chem3/nt4.i/20050802a.b/ih28a.d

Date : 03-AUG-2005 05:41

Client ID: AN-RI-SEDC-08A

Instrument: nt4.i

Sample Info: IH28A

Volume Injected (uL): 1.0

Operator: VS

Column phase: RTX-5

Column diameter: 0.32

80 Benzo(g,h,i)perylene

Concentration: 38.31 ug/kg

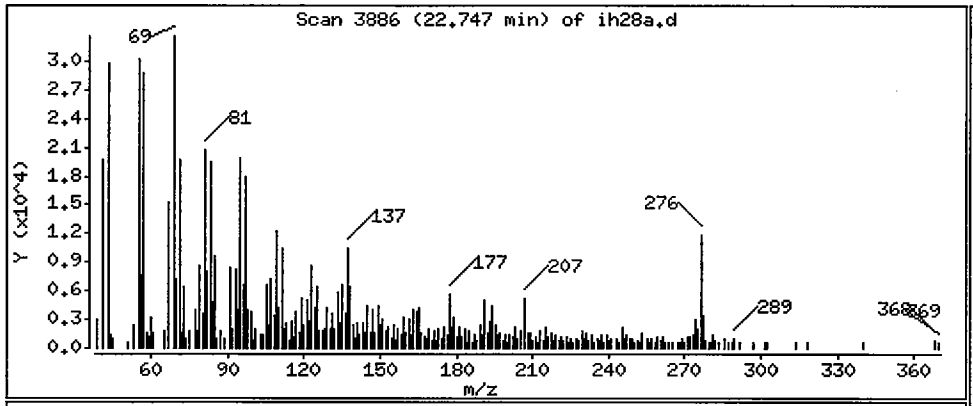

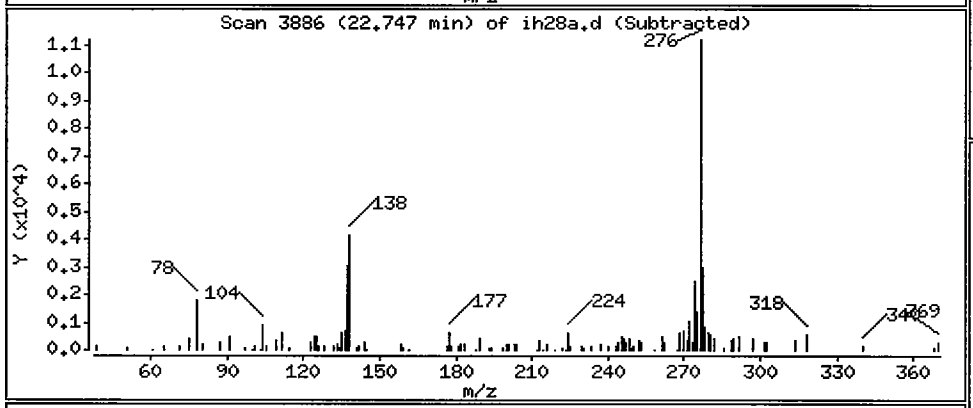

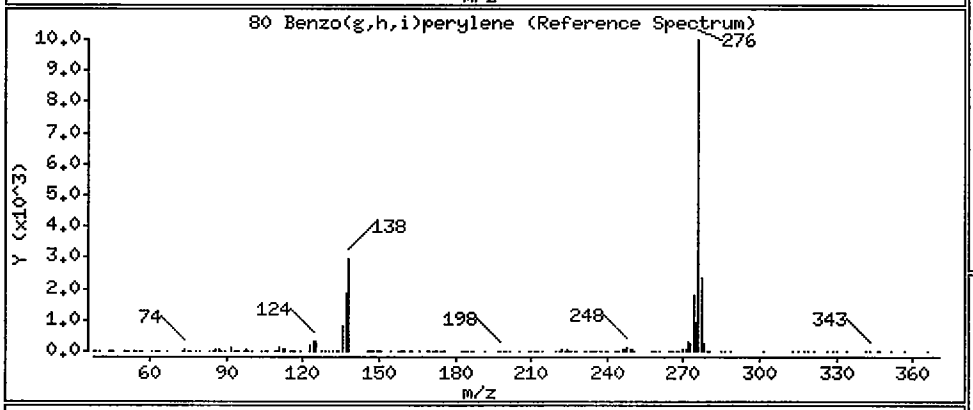

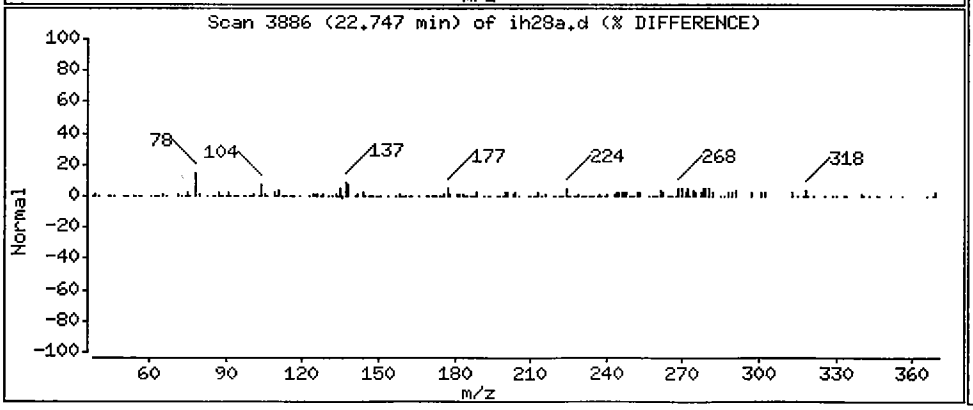

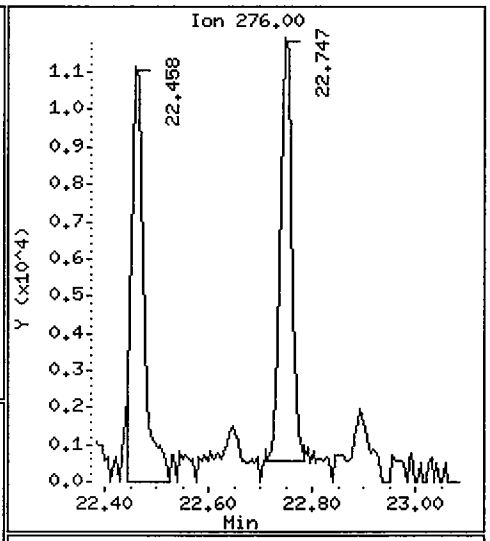

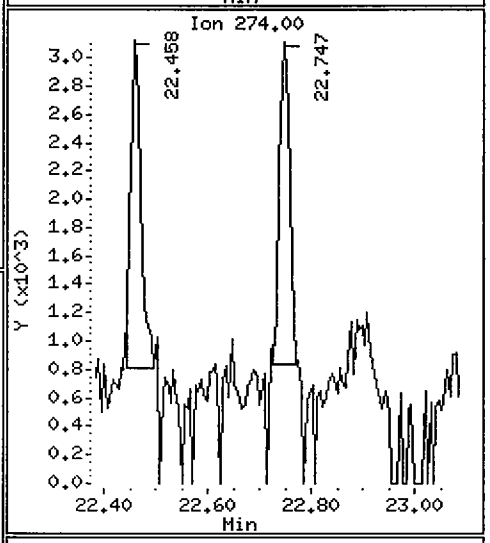

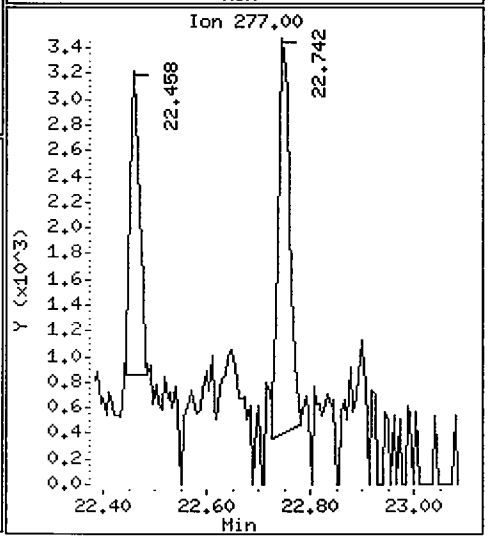

ANALYTICAL RESOURCES INCORPORATED

ORGANICS ANALYSIS DATA SHEET
PSDDA Semivolatiles by SW8270D GC/MS **Sample ID: AN-RI-SEDC-08A**
Page 1 of 1 **DILUTION**

Lab Sample ID: IH28A
LIMS ID: 05-11881
Matrix: Sediment
Data Release Authorized:
Reported: 08/05/05

QC Report No: IH28-Anchor Environmental
Project: KC Former Scott Mill
00010501/T2
Date Sampled: 07/13/05
Date Received: 07/18/05

Date Extracted: 07/25/05
Date Analyzed: 08/03/05 22:12
Instrument/Analyst: NT4/LJR
GPC Cleanup: No

Sample Amount: 25.4 g-dry-wt
Final Extract Volume: 0.5 mL
Dilution Factor: 3.00
Percent Moisture: 61.4%
pH: 7.0

CAS Number	Analyte	RL	Result
108-95-2	Phenol	59	< 59 U
100-51-6	Benzyl Alcohol	59	< 59 U
95-48-7	2-Methylphenol	59	< 59 U
106-44-5	**4-Methylphenol**	**59**	**690**
67-72-1	Hexachloroethane	59	< 59 U
105-67-9	**2,4-Dimethylphenol**	**59**	**92**
65-85-0	Benzoic Acid	590	< 590 U
120-82-1	1,2,4-Trichlorobenzene	59	< 59 U
91-20-3	**Naphthalene**	**59**	**430**
87-68-3	Hexachlorobutadiene	59	< 59 U
91-57-6	**2-Methylnaphthalene**	**59**	**58 J**
131-11-3	Dimethylphthalate	59	< 59 U
208-96-8	**Acenaphthylene**	**59**	**47 J**
83-32-9	Acenaphthene	59	< 59 U
132-64-9	**Dibenzofuran**	**59**	**30 J**
84-66-2	Diethylphthalate	59	< 59 U
86-73-7	**Fluorene**	**59**	**41 J**
86-30-6	N-Nitrosodiphenylamine	59	< 59 U
87-86-5	Pentachlorophenol	300	< 300 U
85-01-8	**Phenanthrene**	**59**	**230**
120-12-7	**Anthracene**	**59**	**48 J**
84-74-2	Di-n-Butylphthalate	59	< 59 U
206-44-0	**Fluoranthene**	**59**	**250**
129-00-0	**Pyrene**	**59**	**240**
85-68-7	Butylbenzylphthalate	59	< 59 U
56-55-3	**Benzo(a)anthracene**	**59**	**66**
117-81-7	bis(2-Ethylhexyl)phthalate	59	< 59 U
218-01-9	**Chrysene**	**59**	**80**
117-84-0	Di-n-Octyl phthalate	59	< 59 U
205-99-2	**Benzo(b)fluoranthene**	**59**	**71**
207-08-9	**Benzo(k)fluoranthene**	**59**	**63**
50-32-8	**Benzo(a)pyrene**	**59**	**82**
193-39-5	**Indeno(1,2,3-cd)pyrene**	**59**	**60**
53-70-3	Dibenz(a,h)anthracene	59	< 59 U
191-24-2	**Benzo(g,h,i)perylene**	**59**	**75**

Reported in µg/kg (ppb)

Semivolatile Surrogate Recovery

d5-Nitrobenzene	55.2%	2-Fluorobiphenyl	55.0%
d14-p-Terphenyl	57.5%	d4-1,2-Dichlorobenzene	47.9%
d5-Phenol	57.2%	2-Fluorophenol	58.2%
2,4,6-Tribromophenol	64.6%	d4-2-Chlorophenol	57.4%

Analytical Resources, Inc.

Semivolatile Report SW846 Method 8270C

Data file : /chem3/nt4.i/20050803.b/ih28adl.d
Lab Smp Id: IH28A Client Smp ID: AN-RI-SEDC-08A
Inj Date : 03-AUG-2005 22:12
Operator : VS Inst ID: nt4.i
Smp Info : IH28A,3
Misc Info : 05-11881
Comment : 1ul Injection
Method : /chem3/nt4.i/20050803.b/SW846.m
Meth Date : 04-Aug-2005 08:44 jeff Quant Type: ISTD
Cal Date : 02-AUG-2005 20:22 Cal File: 0100802.d
Als bottle: 11
Dil Factor: 3.00000
Integrator: HP RTE Compound Sublist: PSDDA.sub
Target Version: 3.50

Concentration Formula: Amt * DF * Vt/(Ws * (100 - M)/100) * CpndVariable

Name	Value	Description
DF	3.00000	Dilution Factor
Vt	500.00000	Volume of final extract (uL)
Ws	65.90000	Weight of sample extracted (g)
M	61.40000	% Moisture

Cpnd Variable Local Compound Variable

	Compounds	QUANT SIG MASS	RT	EXP RT	REL RT	RESPONSE	CONCENTRATIONS ON-COLUMN (ug/mL)	FINAL (ug/kg)
$ 1	2-Fluorophenol	112	5.118	5.062	(0.696)	67779	7.26785	428.6
$ 2	Phenol-d5	99	7.068	7.071	(0.961)	86443	7.15313	421.8
3	Phenol	94	Compound Not Detected.					
$ 5	2-Chlorophenol-d4	132	7.057	7.055	(0.959)	69259	7.17946	423.4
4	Bis(2-Chloroethyl)ether	93	Compound Not Detected.					
6	2-Chlorophenol	128	Compound Not Detected.					
7	1,3-Dichlorobenzene	146	Compound Not Detected.					
* 8	1,4-Dichlorobenzene-d4	152	7.356	7.359	(1.000)	133260	20.0000	
9	1,4-Dichlorobenzene	146	Compound Not Detected.					
$ 10	1,2-Dichlorobenzene-d4	152	7.677	7.680	(1.044)	24352	3.99010	235.3
12	1,2-Dichlorobenzene	146	Compound Not Detected.					
11	Benzyl alcohol	108	Compound Not Detected.					
14	2,2'-oxybis(1-Chloropropane)	45	Compound Not Detected.					
13	2-Methylphenol	108	8.078	8.080	(1.098)	5617	0.64475 J	38.02(MH)
17	Hexachloroethane	117	Compound Not Detected.					

	Compounds	QUANT SIG MASS	RT	EXP RT	REL RT	RESPONSE	CONCENTRATIONS ON-COLUMN (ug/mL)	FINAL (ug/kg)
	16 N-Nitroso-di-n-propylamine	70	Compound Not Detected.					
	15 4-Methylphenol	108	8.339	8.348	(1.134)	105396	11.6824	688.9
$	18 Nitrobenzene-d5	82	8.393	8.401	(0.883)	63444	4.60193	271.4
	19 Nitrobenzene	77	Compound Not Detected.					
	20 Isophorone	82	Compound Not Detected.					
	21 2-Nitrophenol	139	Compound Not Detected.					
	22 2,4-Dimethylphenol	107	9.189	9.186	(0.966)	16137	1.55593	91.75
	23 Bis(2-Chloroethoxy)methane	93	Compound Not Detected.					
	24 Benzoic acid	105	Compound Not Detected.					
	25 2,4-Dichlorophenol	162	Compound Not Detected.					
	26 1,2,4-Trichlorobenzene	180	Compound Not Detected.					
*	27 Naphthalene-d8	136	9.509	9.517	(1.000)	515052	20.0000	
	28 Naphthalene	128	9.536	9.544	(1.003)	204551	7.25241	427.7
	29 4-Chloroaniline	127	Compound Not Detected.					
	30 Hexachlorobutadiene	225	Compound Not Detected.					
	31 4-Chloro-3-methylphenol	107	Compound Not Detected.					
	32 2-Methylnaphthalene	141	10.668	10.671	(1.122)	15114	0.97619 J	57.56(H)
	33 Hexachlorocyclopentadiene	237	Compound Not Detected.					
	34 2,4,6-Trichlorophenol	196	Compound Not Detected.					
	35 2,4,5-Trichlorophenol	196	Compound Not Detected.					
$	36 2-Fluorobiphenyl	172	11.336	11.344	(0.918)	86731	4.57549	269.8
	37 2-Chloronaphthalene	162	Compound Not Detected.					
	38 2-Nitroaniline	65	Compound Not Detected.					
	39 Dimethylphthalate	163	Compound Not Detected.					
	40 Acenaphthylene	152	12.095	12.103	(0.979)	21654	0.79185 J	46.69
	41 2,6-Dinitrotoluene	165	Compound Not Detected.					
*	42 Acenaphthene-d10	164	12.351	12.354	(1.000)	290485	20.0000	
	43 3-Nitroaniline	138	Compound Not Detected.					
	44 Acenaphthene	153	Compound Not Detected.					
	45 2,4-Dinitrophenol	184	Compound Not Detected.					
	46 Dibenzofuran	168	12.650	12.664	(1.024)	11466	0.51387 J	30.30
	47 4-Nitrophenol	109	Compound Not Detected.					
	48 2,4-Dinitrotoluene	165	Compound Not Detected.					
	50 Diethylphthalate	149	Compound Not Detected.					
	49 Fluorene	166	13.195	13.209	(1.068)	12935	0.69797 J	41.16
	51 4-Chlorophenyl-phenylether	204	Compound Not Detected.					
	52 4-Nitroaniline	138	Compound Not Detected.					
	53 4,6-Dinitro-2-methylphenol	198	Compound Not Detected.					
	54 N-Nitrosodiphenylamine	169	Compound Not Detected.					
$	55 2,4,6-Tribromophenol	330	13.633	13.642	(1.104)	15027	8.07455	476.1
	56 4-Bromophenyl-phenylether	248	Compound Not Detected.					
	57 Hexachlorobenzene	284	Compound Not Detected.					
	58 Pentachlorophenol	266	Compound Not Detected.					
*	59 Phenanthrene-d10	188	14.675	14.673	(1.000)	474768	20.0000	
	60 Phenanthrene	178	14.702	14.710	(1.002)	110799	3.83776	226.3
	61 Anthracene	178	14.766	14.779	(1.006)	23249	0.81102 J	47.82
	62 Carbazole	167	Compound Not Detected.					

	Compounds	QUANT SIG MASS	RT	EXP RT	REL RT	RESPONSE	CONCENTRATIONS ON-COLUMN (ug/mL)	FINAL (ug/kg)
	63 Di-n-butylphthalate	149	Compound Not Detected.					
	64 Fluoranthene	202	16.604	16.606	(1.131)	115188	4.22345	249.0
	65 Pyrene	202	16.940	16.943	(0.895)	126176	4.11934	242.9
$	66 Terphenyl-d14	244	17.314	17.317	(0.915)	87547	4.79112	282.5
	67 Butylbenzylphthalate	149	Compound Not Detected.					
	68 Benzo(a)anthracene	228	18.890	18.882	(0.998)	30087	1.11524	65.76
*	69 Chrysene-d12	240	18.922	18.909	(1.000)	392007	20.0000	
	70 3,3'-Dichlorobenzidine	252	Compound Not Detected.					
	71 Chrysene	228	18.949	18.952	(1.001)	35763	1.34869	79.53
	72 bis(2-Ethylhexyl)phthalate	149	Compound Not Detected.					
*	134 Di-n-octylphthalate-d4	153	20.167	20.154	(1.000)	689666	20.0000	
	73 Di-n-octylphthalate	149	Compound Not Detected.					
	74 Benzo(b)fluoranthene	252	20.509	20.512	(0.974)	30308	1.19948	70.73
	75 Benzo(k)fluoranthene	252	20.541	20.549	(0.976)	25961	1.07318	63.28
	76 Benzo(a)pyrene	252	20.952	20.944	(0.995)	31480	1.38799	81.85
*	77 Perylene-d12	264	21.048	21.030	(1.000)	365988	20.0000	
	78 Indeno(1,2,3-cd)pyrene	276	22.357	22.355	(1.062)	23877	1.01414	59.80
	79 Dibenzo(a,h)anthracene	278	Compound Not Detected.					
	80 Benzo(g,h,i)perylene	276	22.651	22.648	(1.076)	30637	1.27190	75.00

QC Flag Legend

M - Compound response manually integrated.
H - Operator selected an alternate compound hit.

Analytical Resources, Inc.

INTERNAL STANDARD COMPOUNDS
AREA AND RT SUMMARY

Instrument ID: nt4.i
Lab File ID: ih28adl.d
Lab Smp Id: IH28A
Analysis Type: SV
Quant Type: ISTD
Operator: VS
Method File: /chem3/nt4.i/20050803.b/SW846.m
Misc Info: 05-11881

Calibration Date: 03-AUG-2005
Calibration Time: 16:03
Client Smp ID: AN-RI-SEDC-08A
Level: LOW
Sample Type: Sediment

		AREA LIMIT			
COMPOUND	STANDARD	LOWER	UPPER	SAMPLE	%DIFF
8 1,4-Dichlorobenze	119650	59825	239300	133260	11.37
27 Naphthalene-d8	453363	226682	906726	515052	13.61
42 Acenaphthene-d10	254006	127003	508012	290485	14.36
59 Phenanthrene-d10	409127	204564	818254	474768	16.04
69 Chrysene-d12	338901	169450	677802	392007	15.67
134 Di-n-octylphthala	610532	305266	1221064	689666	12.96
77 Perylene-d12	332982	166491	665964	365988	9.91

		RT LIMIT			
COMPOUND	STANDARD	LOWER	UPPER	SAMPLE	%DIFF
8 1,4-Dichlorobenze	7.36	6.86	7.86	7.36	-0.04
27 Naphthalene-d8	9.52	9.02	10.02	9.51	-0.09
42 Acenaphthene-d10	12.35	11.85	12.85	12.35	-0.02
59 Phenanthrene-d10	14.67	14.17	15.17	14.68	0.02
69 Chrysene-d12	18.91	18.41	19.41	18.92	0.07
134 Di-n-octylphthala	20.15	19.65	20.65	20.17	0.07
77 Perylene-d12	21.03	20.53	21.53	21.05	0.09

AREA UPPER LIMIT = +100% of internal standard area.
AREA LOWER LIMIT = - 50% of internal standard area.
RT UPPER LIMIT = + 0.50 minutes of internal standard RT.
RT LOWER LIMIT = - 0.50 minutes of internal standard RT.

Analytical Resources, Inc.

RECOVERY REPORT

Client Name: ANCHOR
Sample Matrix: SOLID
Lab Smp Id: IH28A
Level: LOW
Data Type: MS DATA
SpikeList File: tclp.spk
Sublist File: PSDDA.sub
Method File: /chem3/nt4.i/20050803.b/SW846.m
Misc Info: 05-11881

Client SDG: IH28
Fraction: SV
Client Smp ID: AN-RI-SEDC-08A
Operator: VS
SampleType: SAMPLE
Quant Type: ISTD

SURROGATE COMPOUND	CONC ADDED ug/kg	CONC RECOVERED ug/kg	% RECOVERED	LIMITS
$ 1 2-Fluorophenol	737.1	428.6	58.14	24-112
$ 2 Phenol-d5	737.1	421.8	57.23	29-109
$ 5 2-Chlorophenol-d4	737.1	423.4	57.44	34-101
$ 10 1,2-Dichlorobenzen	491.4	235.3	47.88	30-84
$ 18 Nitrobenzene-d5	491.4	271.4	55.22	28-103
$ 36 2-Fluorobiphenyl	491.4	269.8	54.91	33-104
$ 55 2,4,6-Tribromophen	737.1	476.1	64.60	27-134
$ 66 Terphenyl-d14	491.4	282.5	57.49	31-120

Data File: /chem3/nt4.i/20050803.b/ih28ad1.d
Date : 03-AUG-2005 22:12
Client ID: AN-RI-SEDC-08A
Sample Info: IH28A,3
Volume Injected (uL): 1.0
Column phase: RTX-5

Instrument: nt4.i
Operator: VS
Column diameter: 0.32

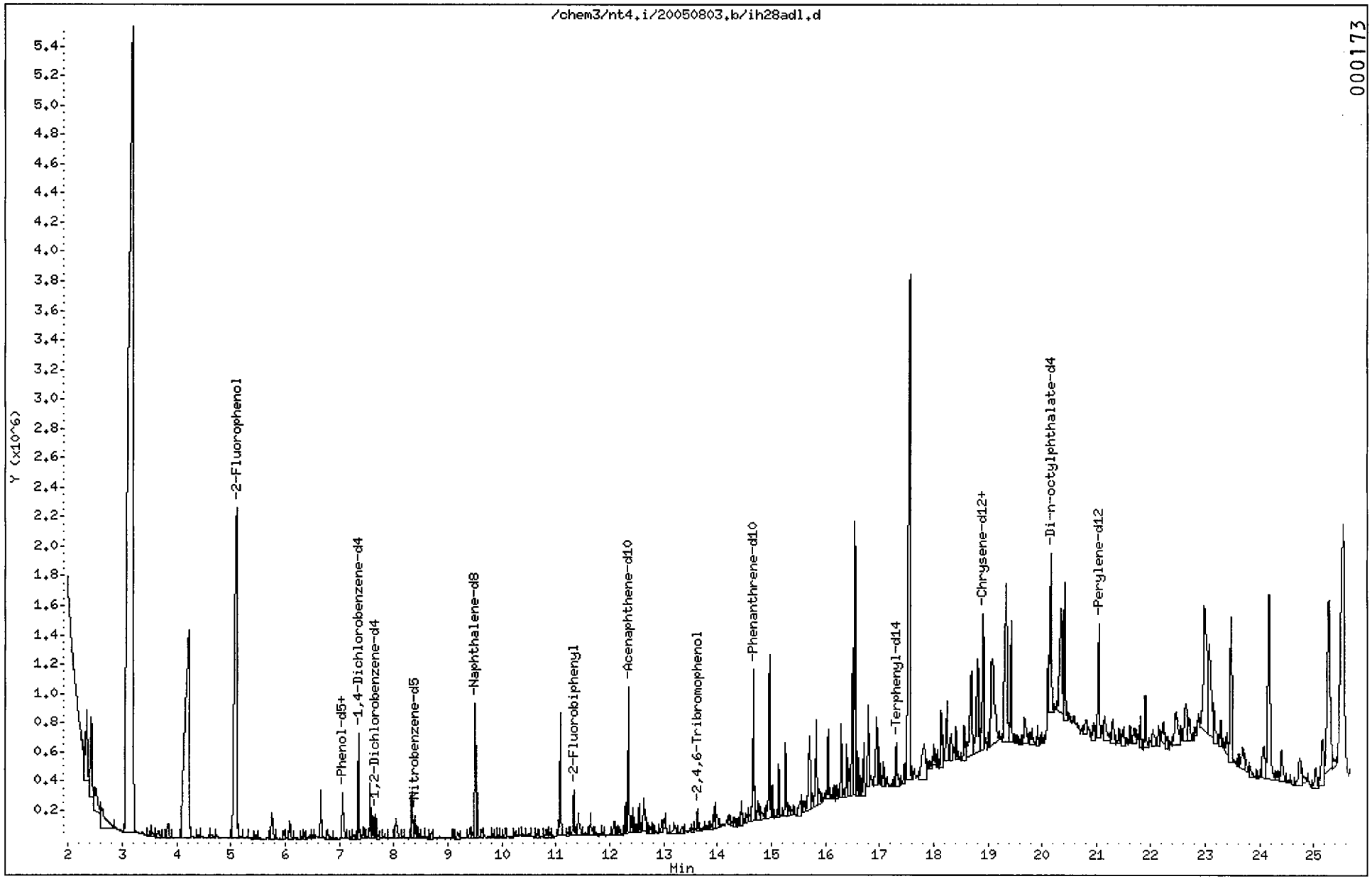

Data File: /chem3/nt4.i/20050803.b/ih28ad1.d

Date : 03-AUG-2005 22:12

Client ID: AN-RI-SEDC-08A

Instrument: nt4.i

Sample Info: IH28A,3

Volume Injected (uL): 1.0

Operator: VS

Column phase: RTX-5

Column diameter: 0.32

15 4-Methylphenol

Concentration: 688.9 ug/kg

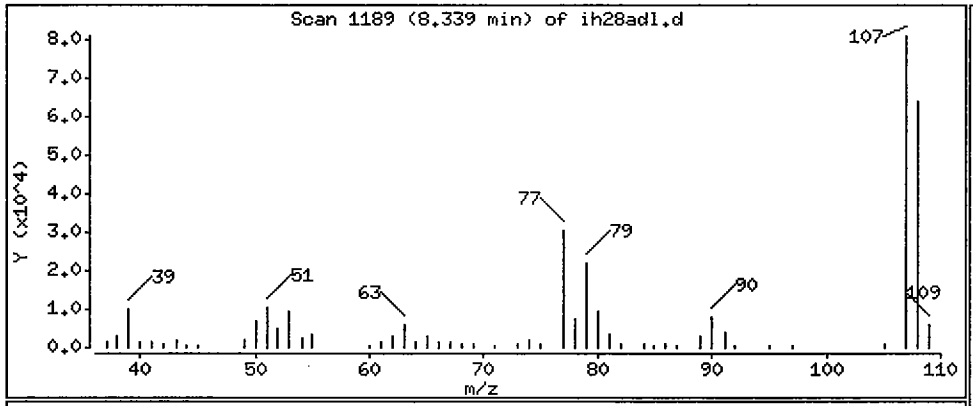

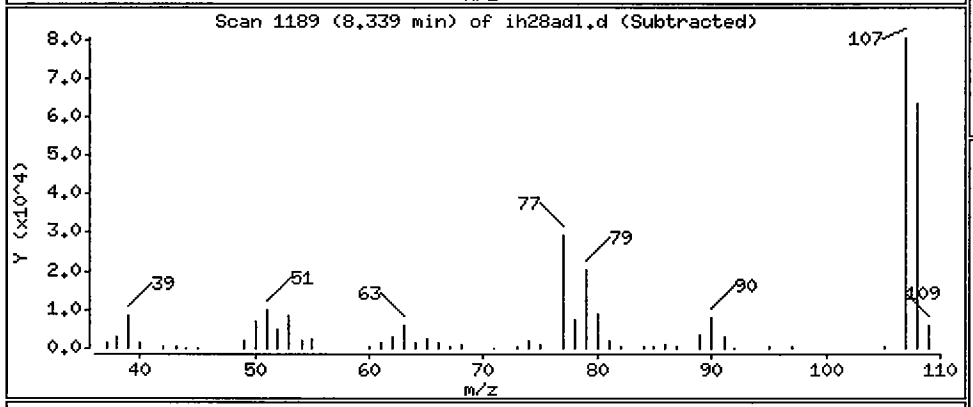

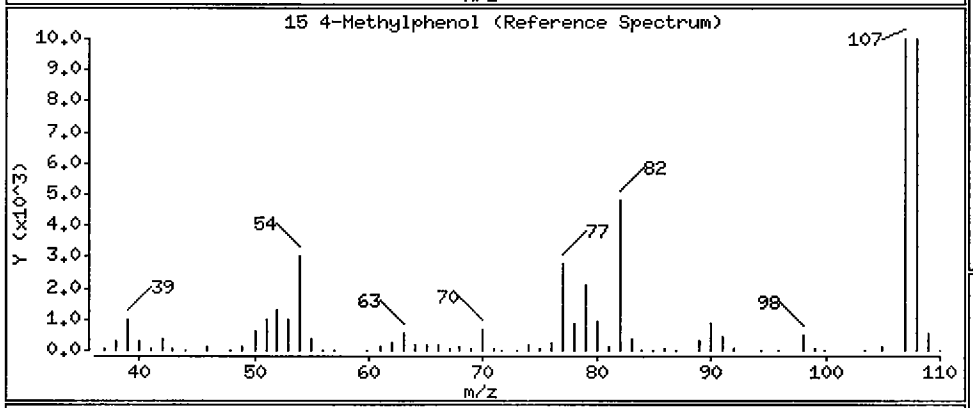

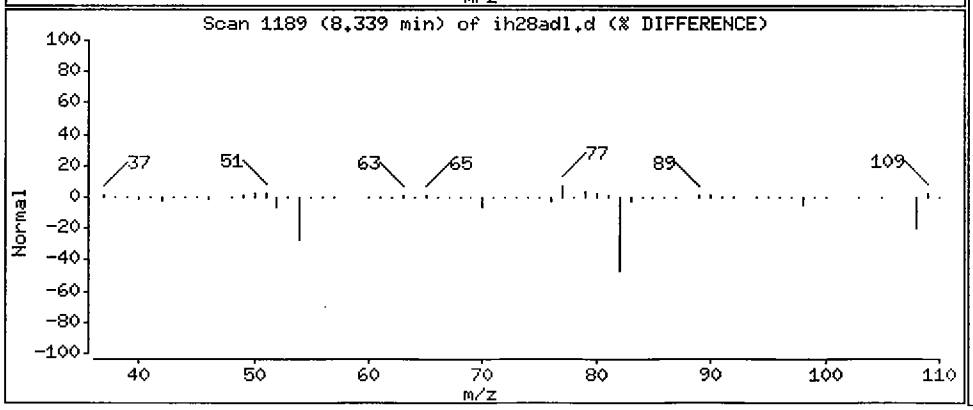

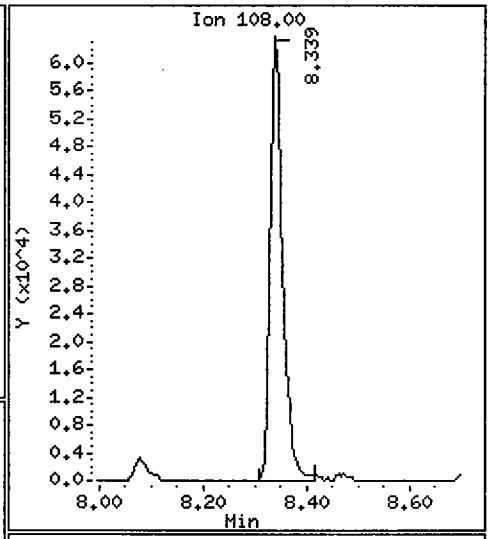

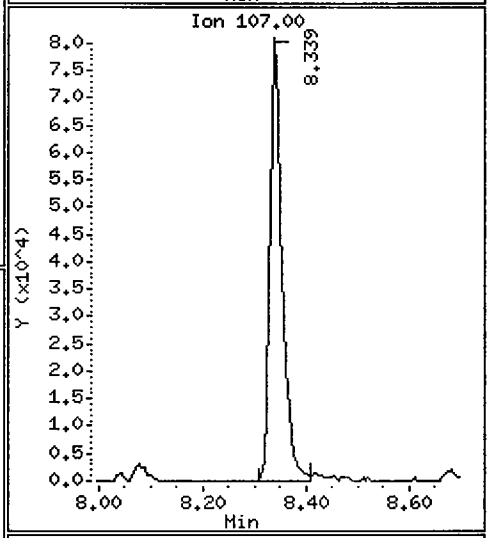

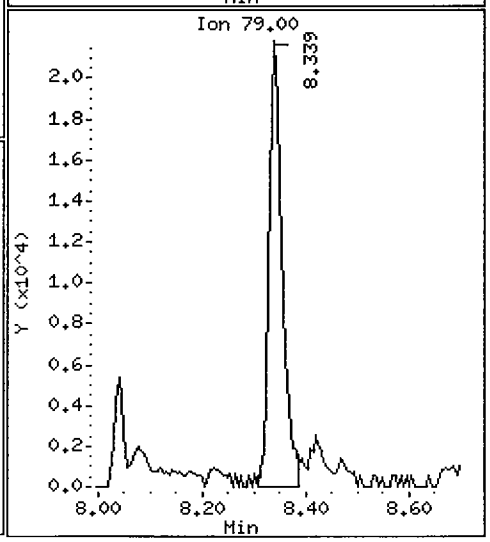

Data File: /chem3/nt4.i/20050803.b/ih28ad1.d

Date : 03-AUG-2005 22:12

Client ID: AN-RI-SEDC-08A

Instrument: nt4.i

Sample Info: IH28A,3

Volume Injected (uL): 1.0

Operator: VS

Column phase: RTX-5

Column diameter: 0.32

22 2,4-Dimethylphenol

Concentration: 91.75 ug/kg

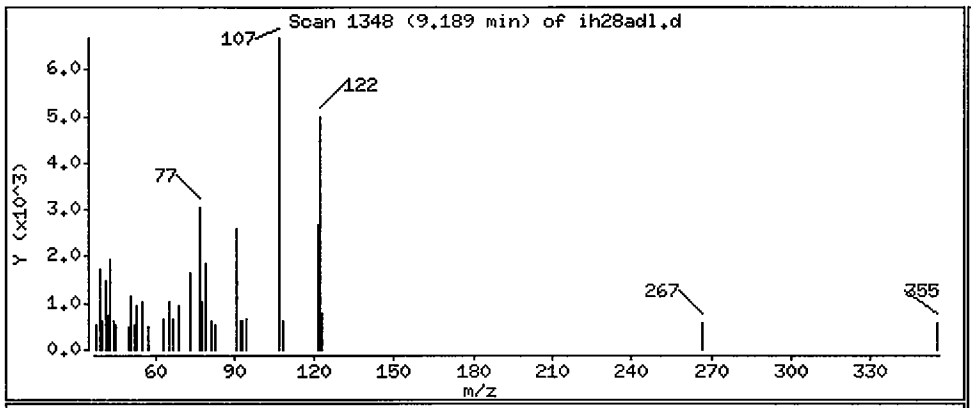

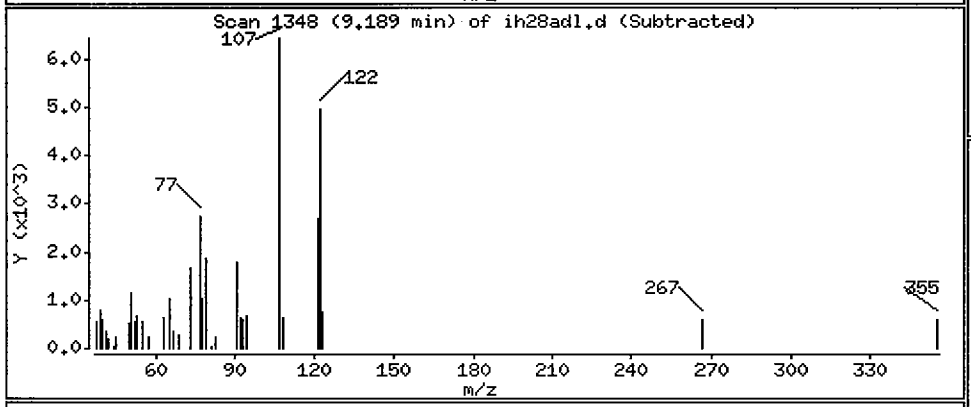

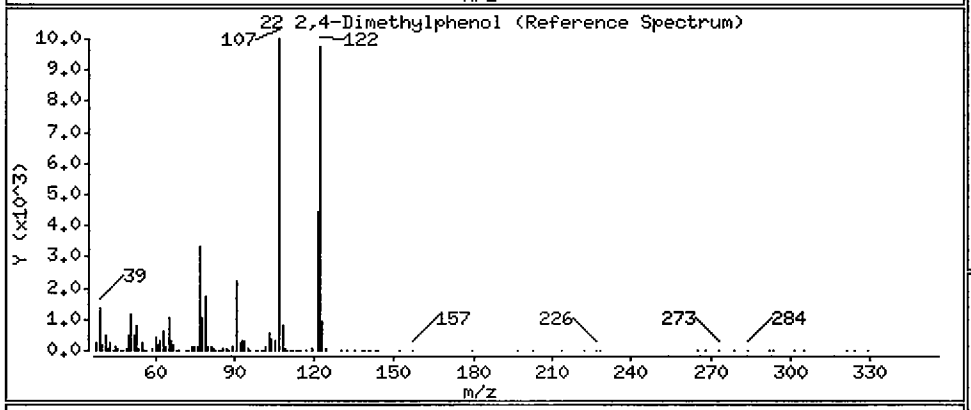

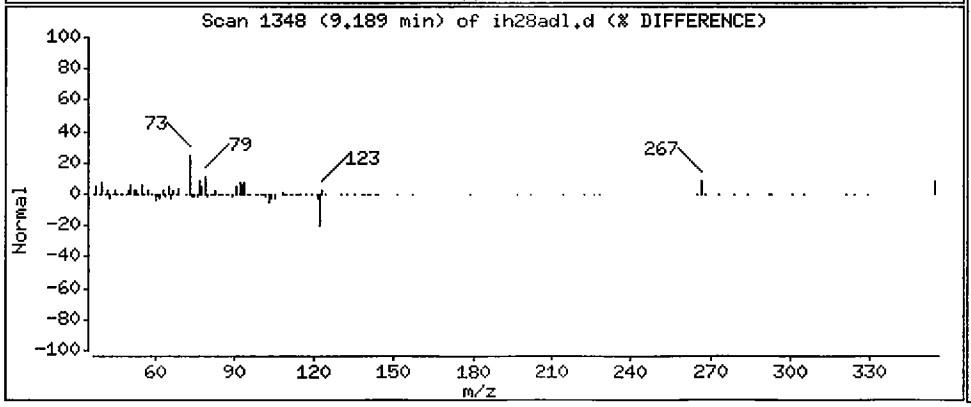

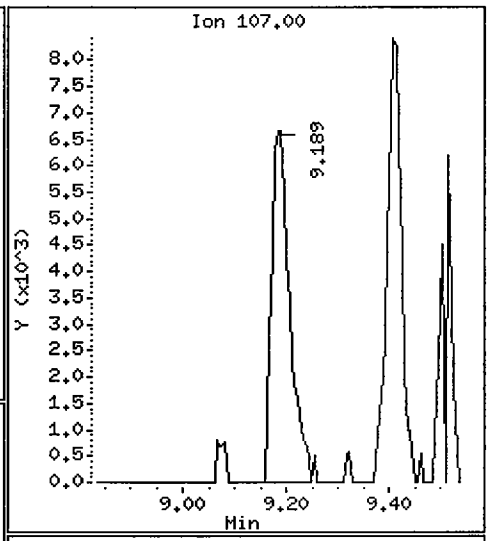

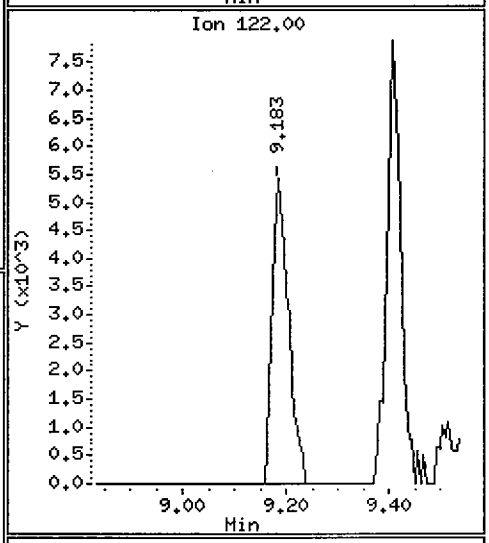

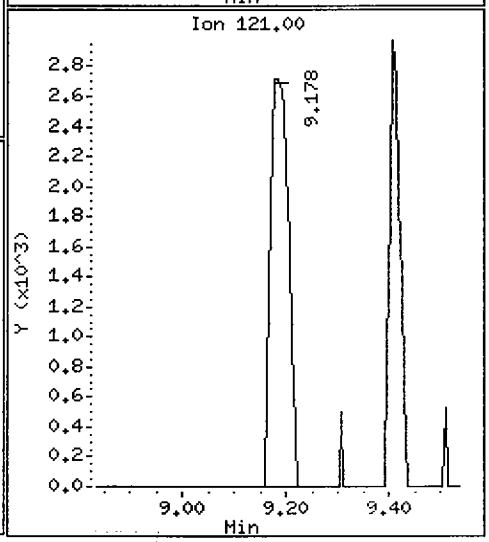

Data File: /chem3/nt4.i/20050803.b/ih28adl.d

Date : 03-AUG-2005 22:12

Client ID: AN-RI-SEDC-08A

Instrument: nt4.i

Sample Info: IH28A,3

Volume Injected (uL): 1.0

Operator: VS

Column phase: RTX-5

Column diameter: 0.32

28 Naphthalene

Concentration: 427.7 ug/kg

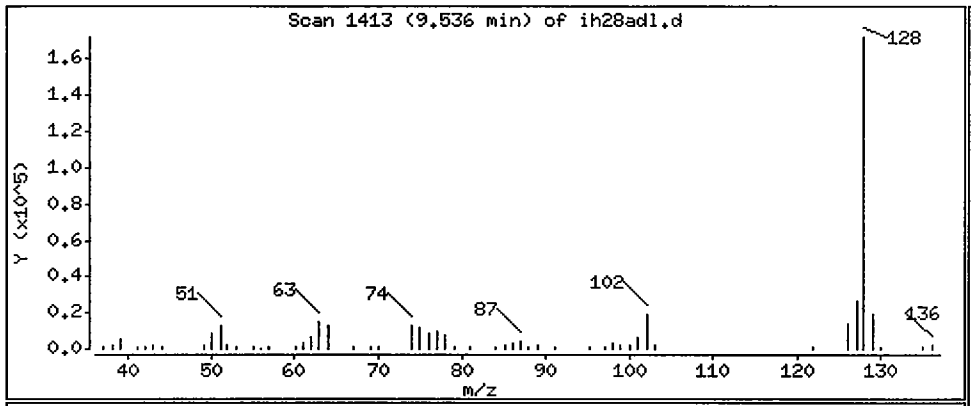

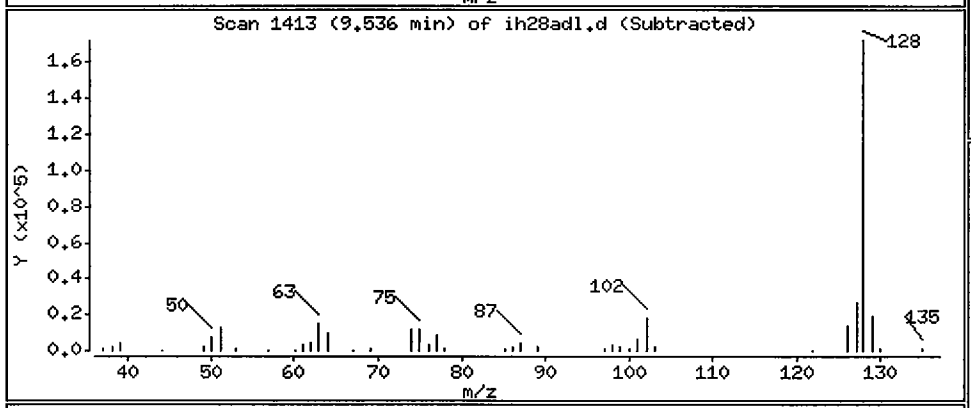

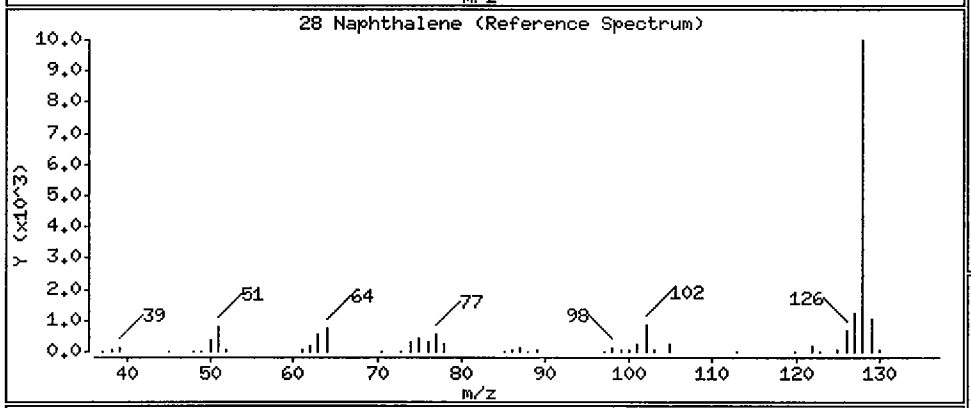

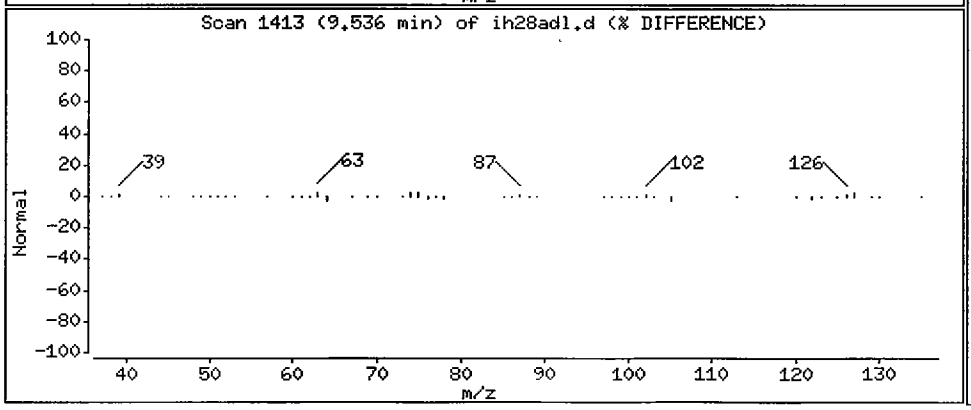

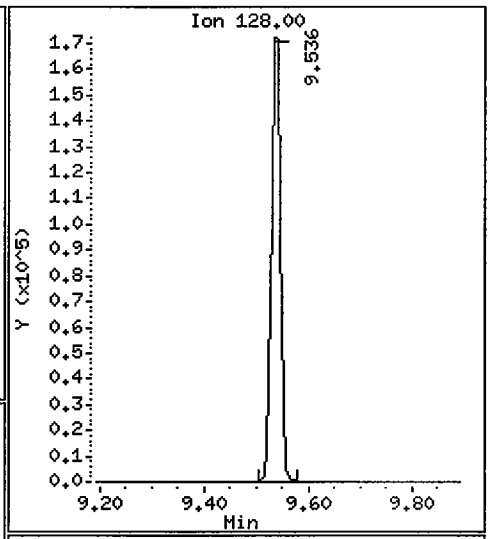

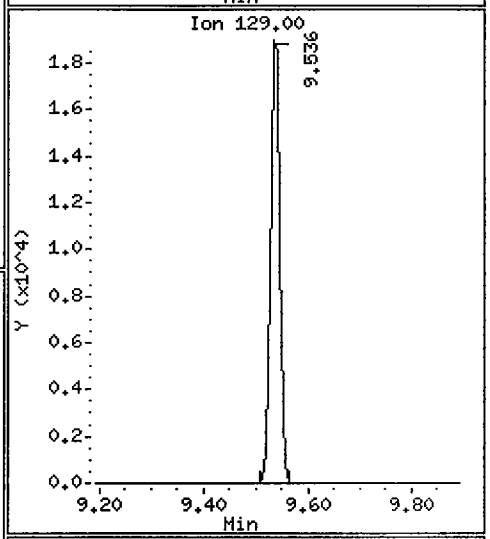

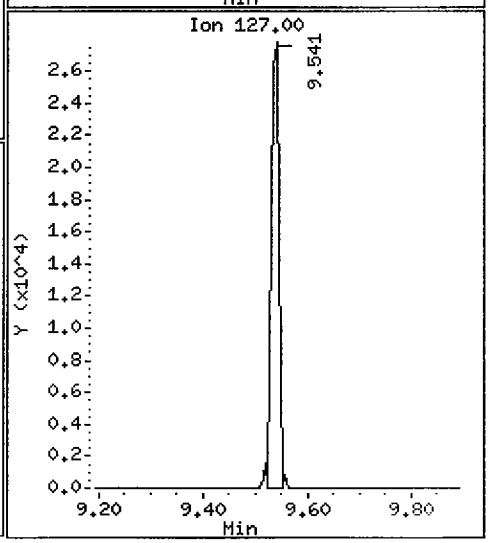

Data File: /chem3/nt4.i/20050803.b/ih28ad1.d

Date : 03-AUG-2005 22:12

Client ID: AN-RI-SEDC-08A

Instrument: nt4.i

Sample Info: IH28A,3

Volume Injected (uL): 1.0

Operator: VS

Column phase: RTX-5

Column diameter: 0.32

32 2-Methylnaphthalene

Concentration: 57.56 ug/kg

J

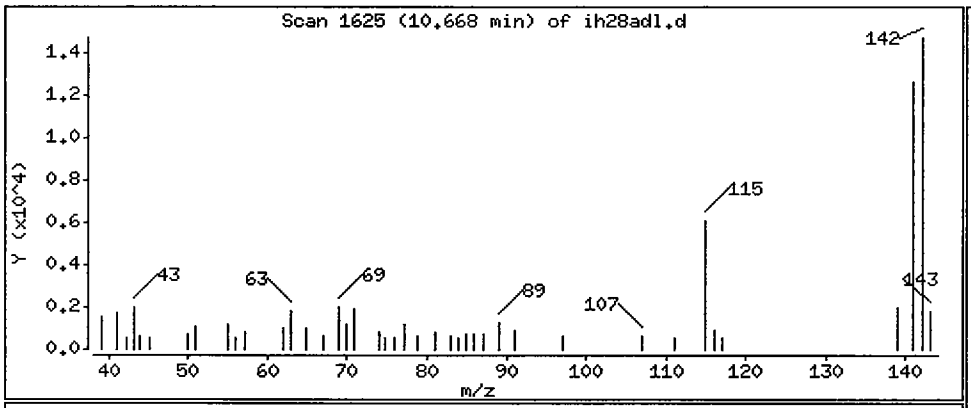

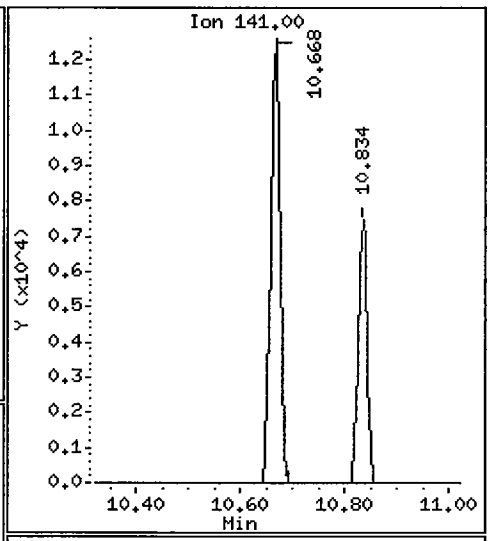

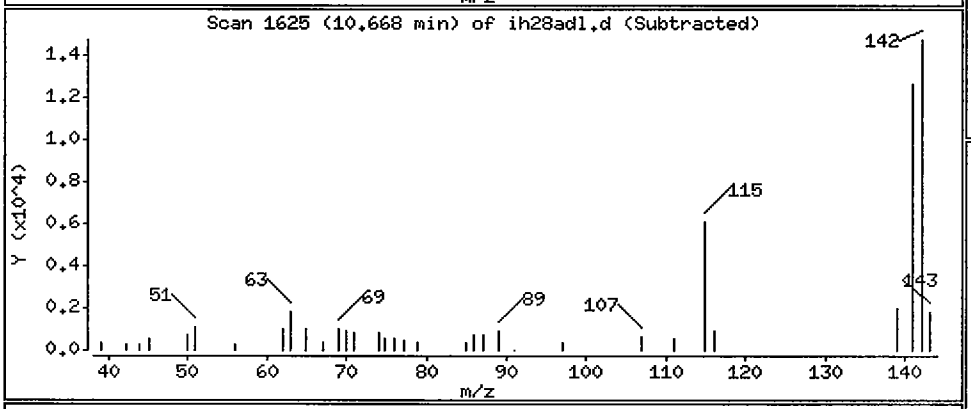

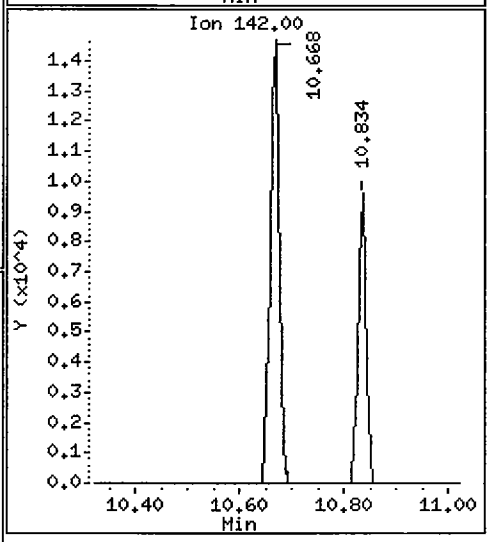

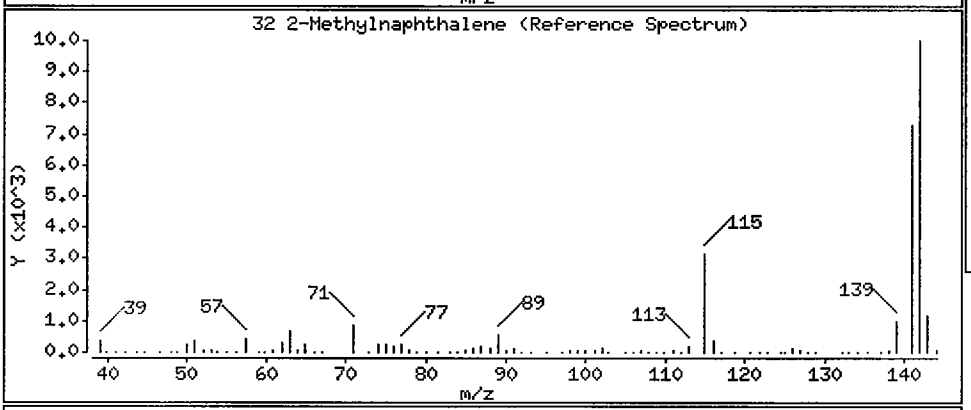

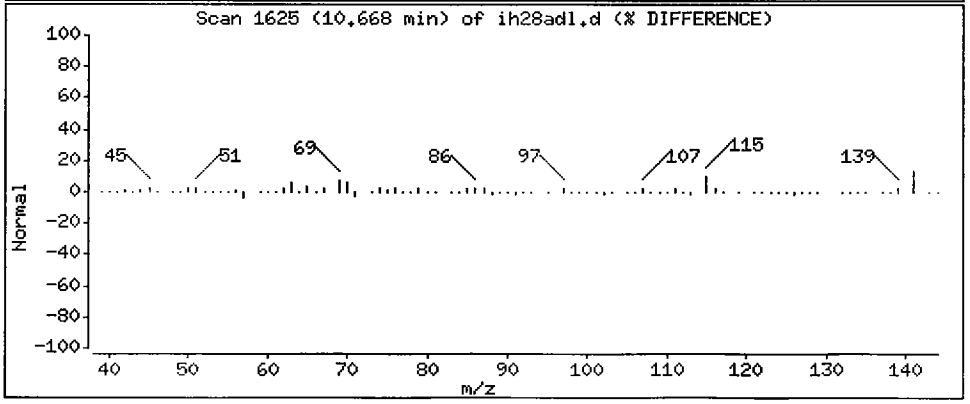

Data File: /chem3/nt4.i/20050803.b/ih28adl.d

Date : 03-AUG-2005 22:12

Client ID: AN-RI-SEDC-08A

Instrument: nt4.i

Sample Info: IH28A,3

Volume Injected (uL): 1.0

Operator: VS

Column phase: RTX-5

Column diameter: 0.32

40 Acenaphthylene

Concentration: 46.69 ug/kg

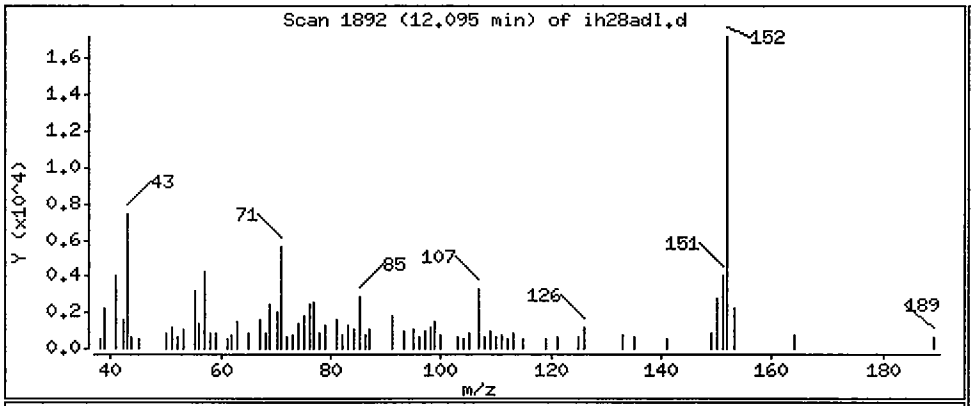

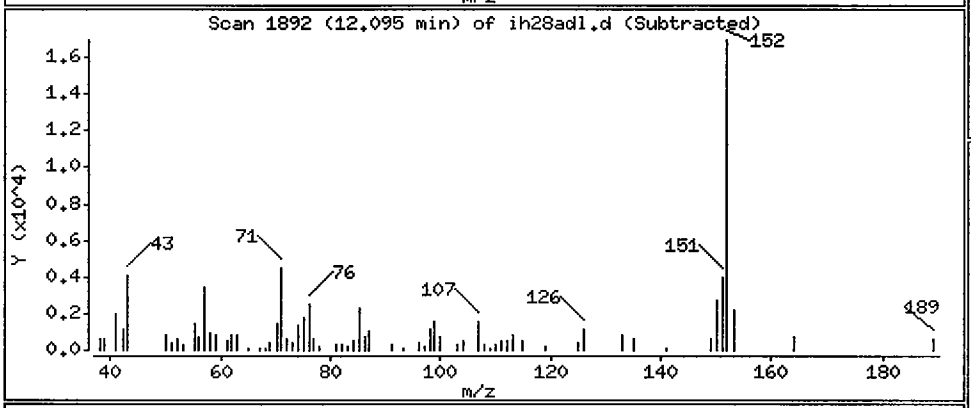

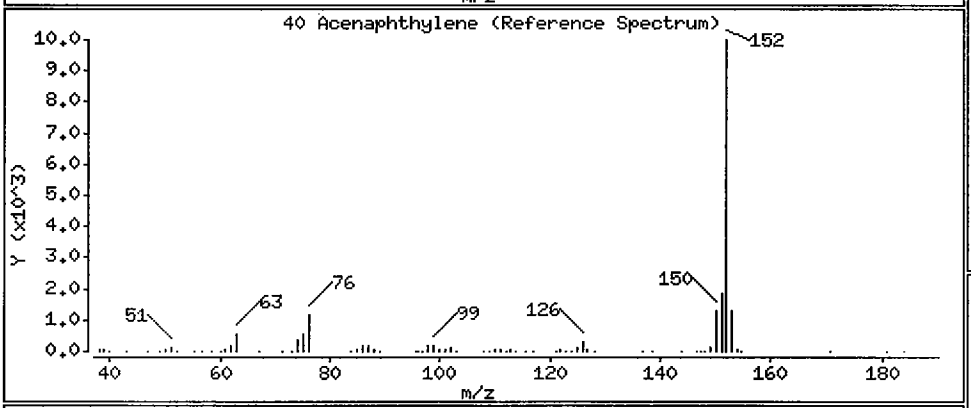

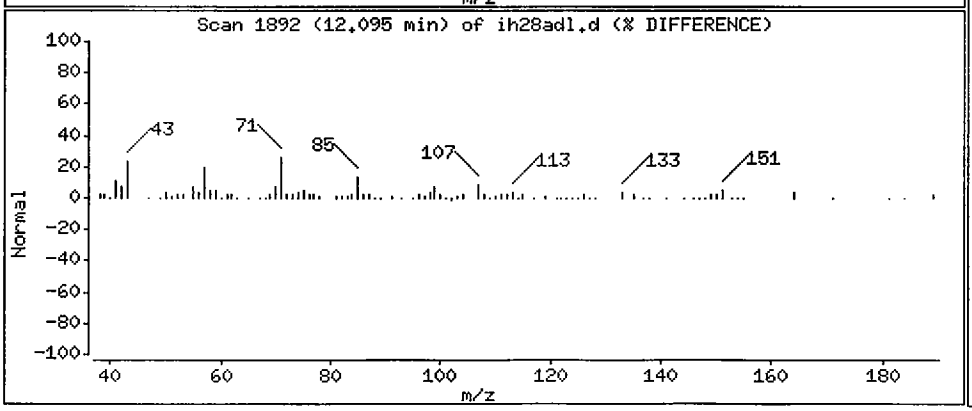

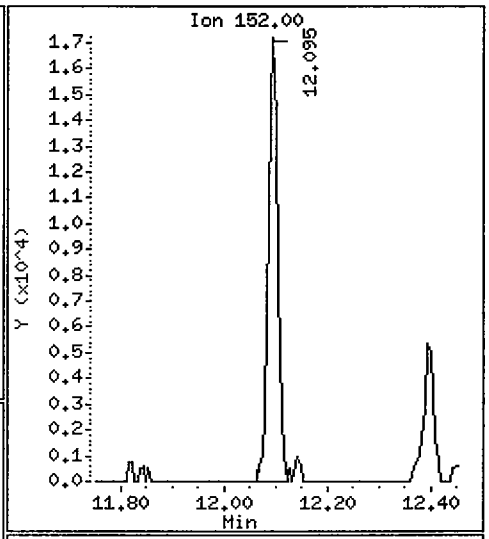

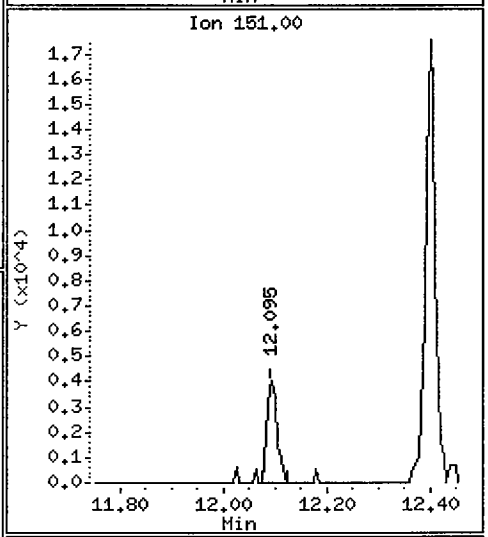

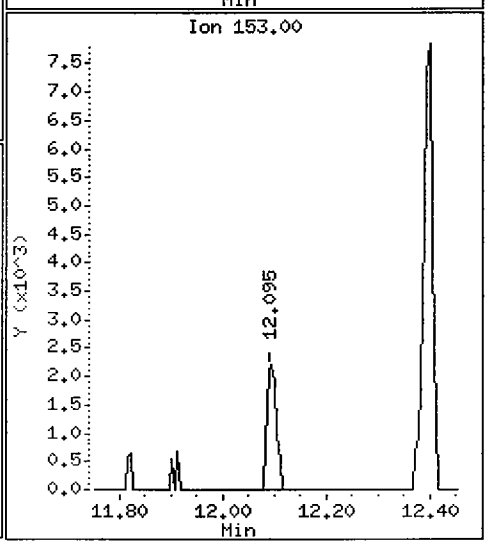

Data File: /chem3/nt4.i/20050803.b/ih28adl.d

Date : 03-AUG-2005 22:12

Client ID: AN-RI-SEDC-08A

Instrument: nt4.i

Sample Info: IH28A,3

Volume Injected (uL): 1.0

Operator: VS

Column phase: RTX-5

Column diameter: 0.32

46 Dibenzofuran

Concentration: 30.30 ug/kg

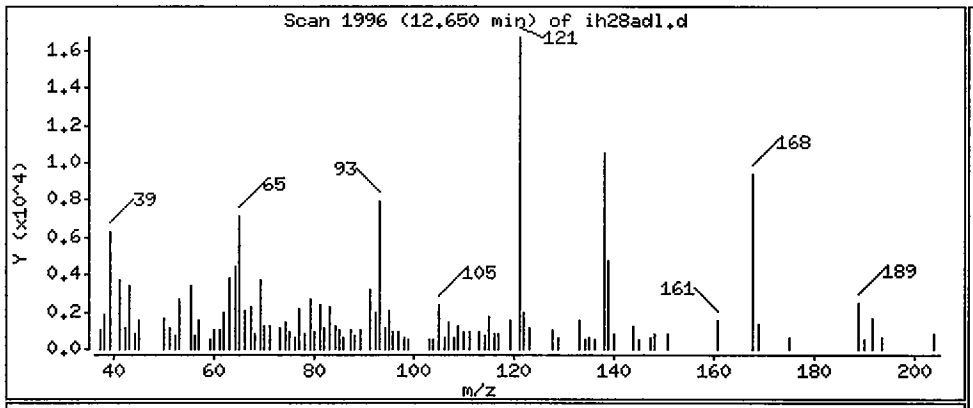

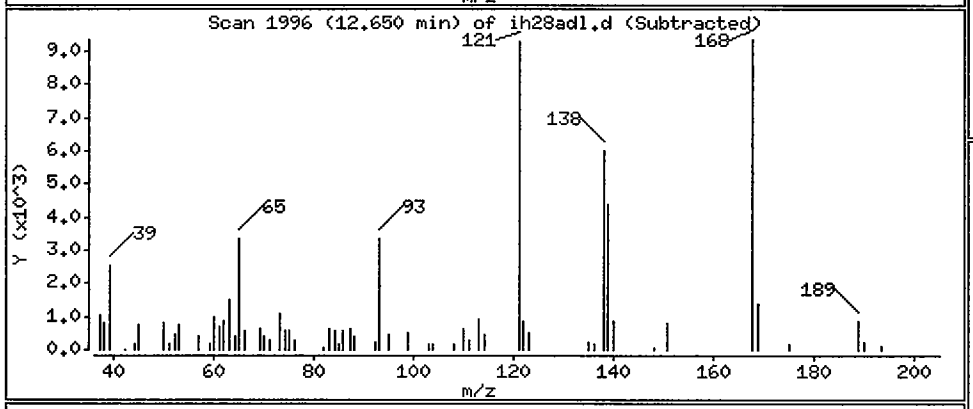

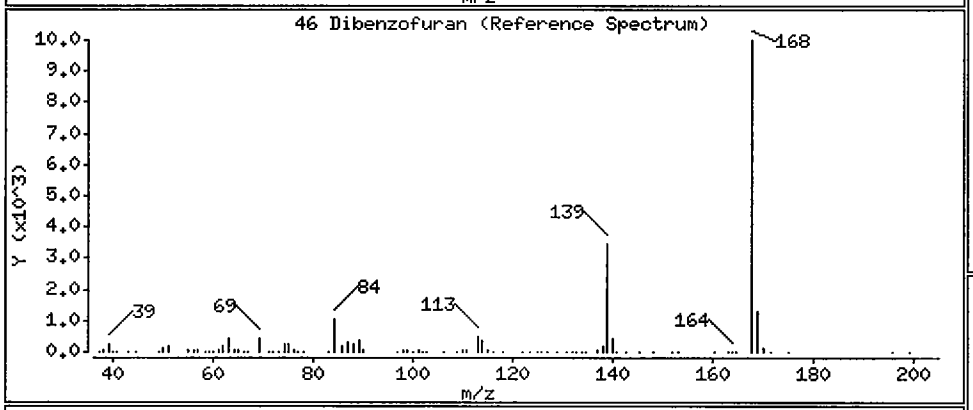

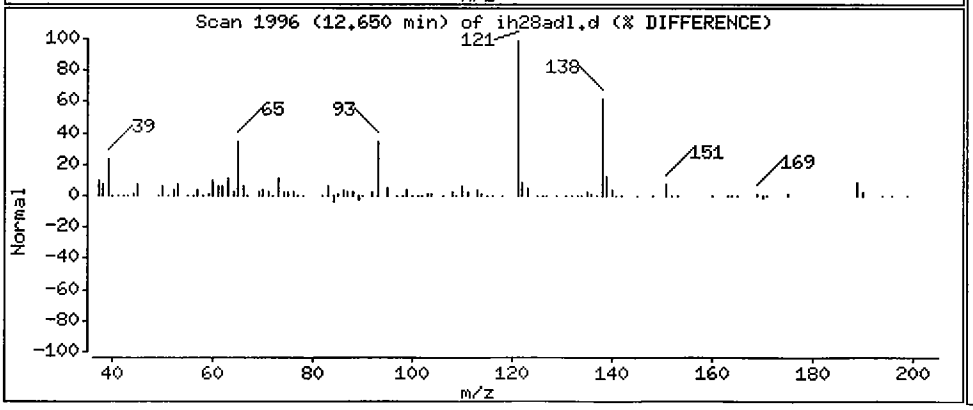

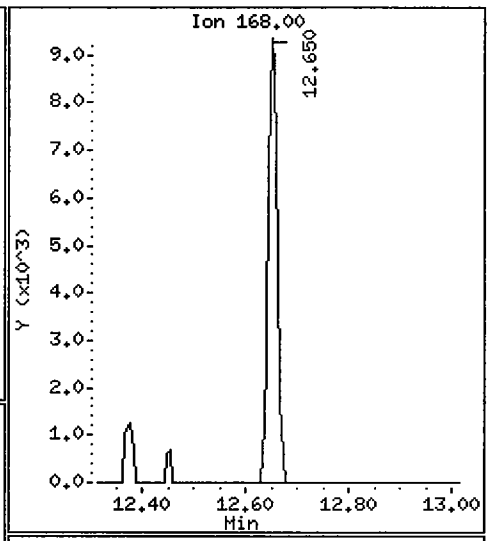

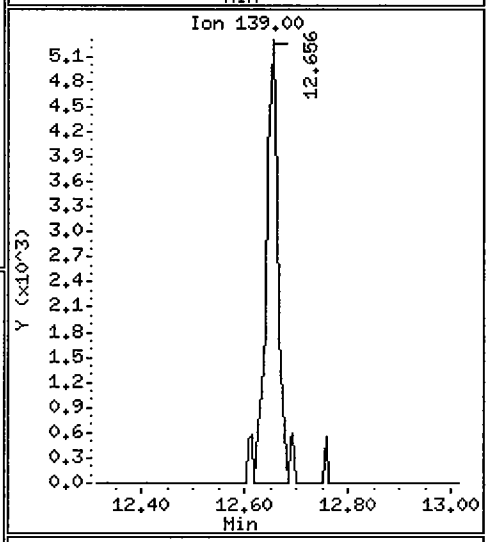

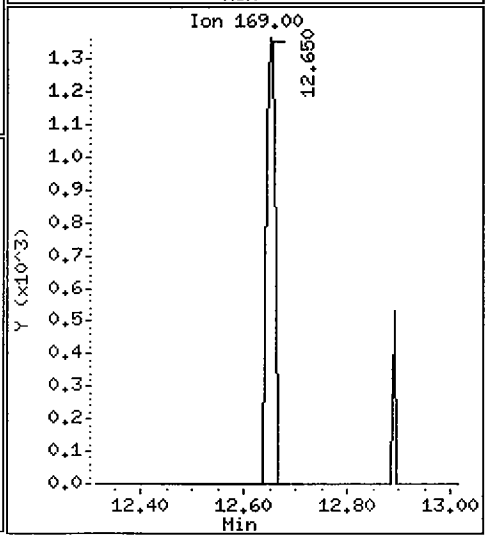

Data File: /chem3/nt4.i/20050803.b/ih28adl.d

Date : 03-AUG-2005 22:12

Client ID: AN-RI-SEDC-08A

Instrument: nt4.i

Sample Info: IH28A,3

Volume Injected (uL): 1.0

Operator: VS

Column phase: RTX-5

Column diameter: 0.32

49 Fluorene

Concentration: 41.16 ug/kg

J

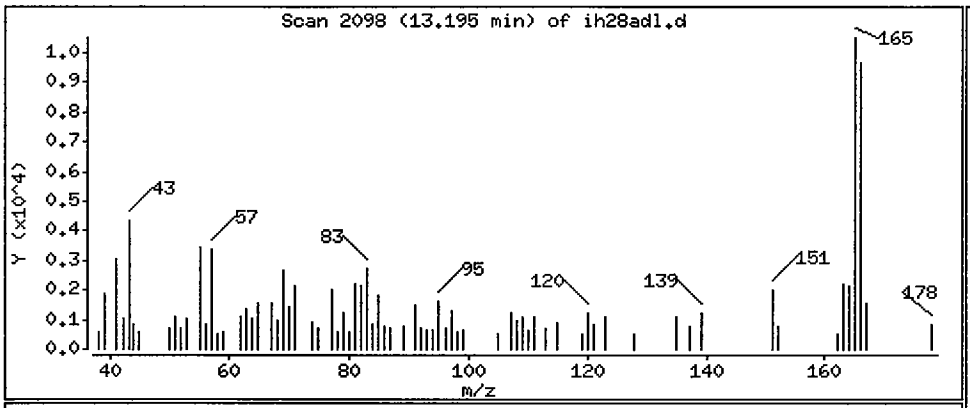

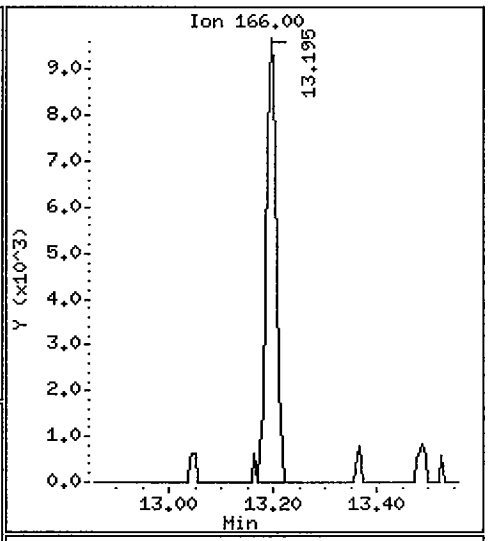

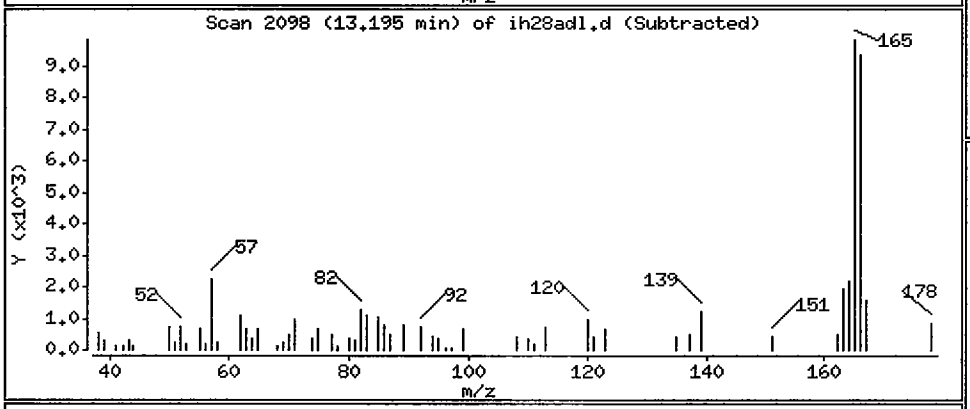

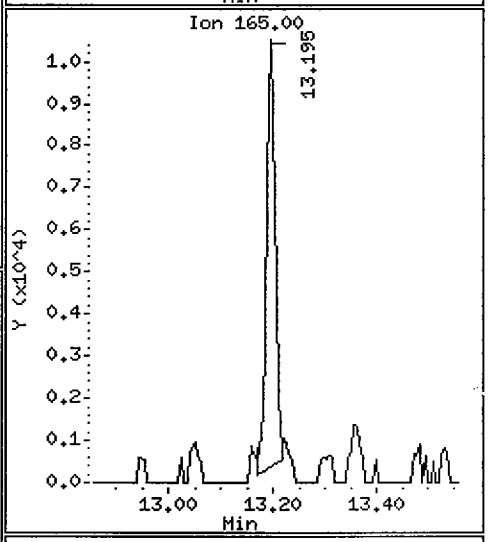

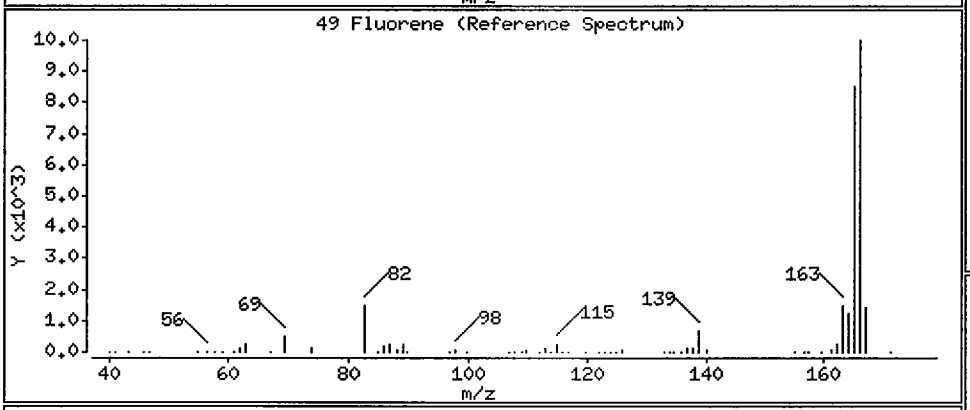

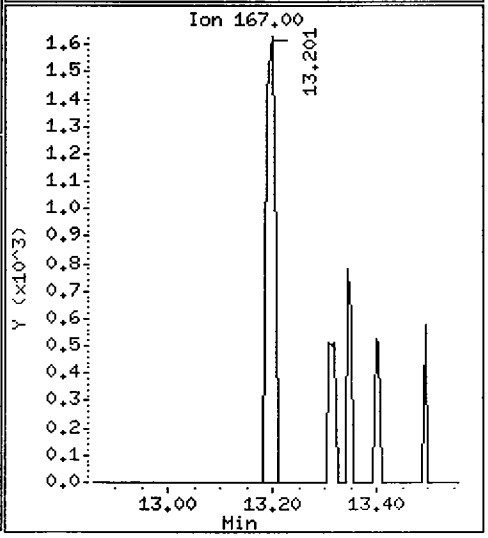

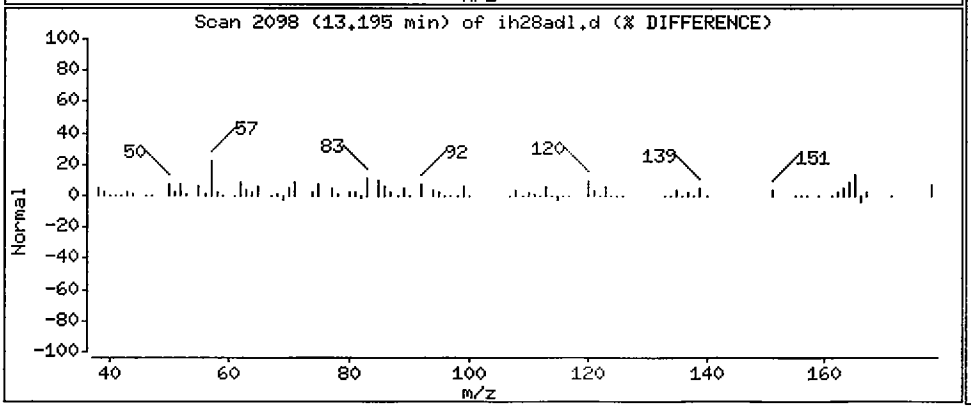

Data File: /chem3/nt4.i/20050803.b/ih28adl.d

Date : 03-AUG-2005 22:12

Client ID: AN-RI-SEDC-08A

Instrument: nt4.i

Sample Info: IH28A,3

Volume Injected (uL): 1.0

Operator: VS

Column phase: RTX-5

Column diameter: 0.32

60 Phenanthrene

Concentration: 226.3 ug/kg

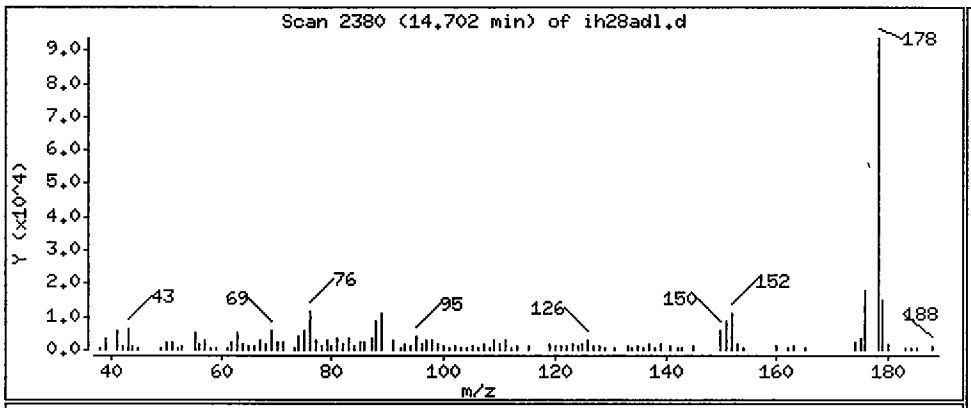

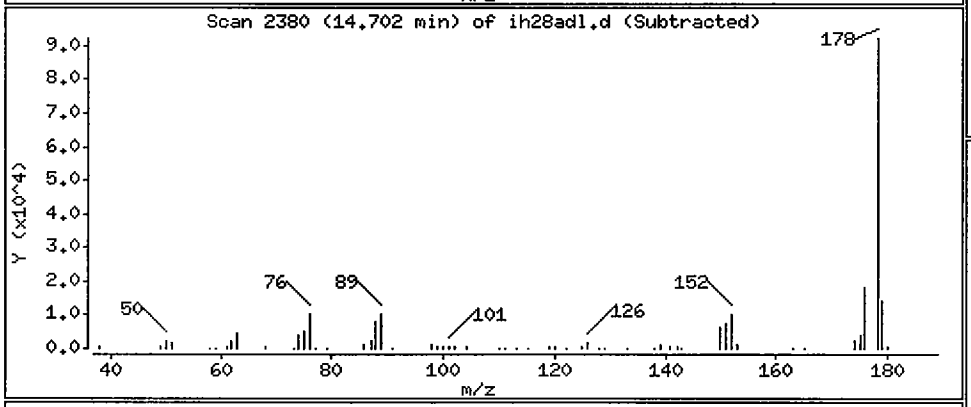

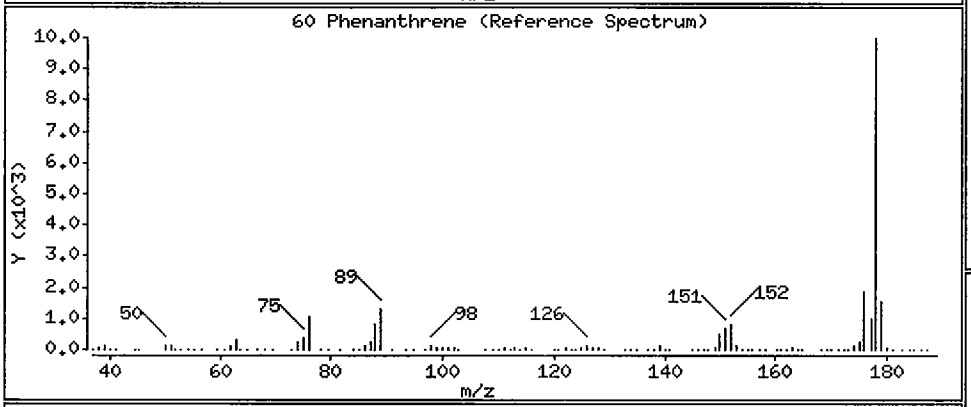

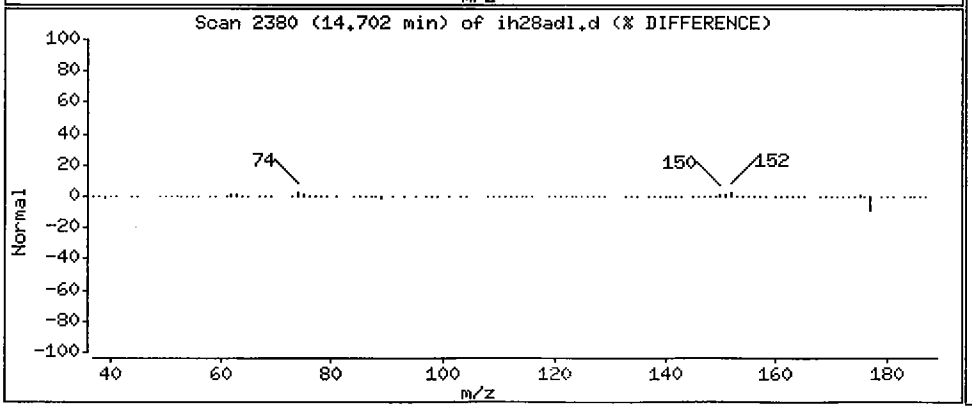

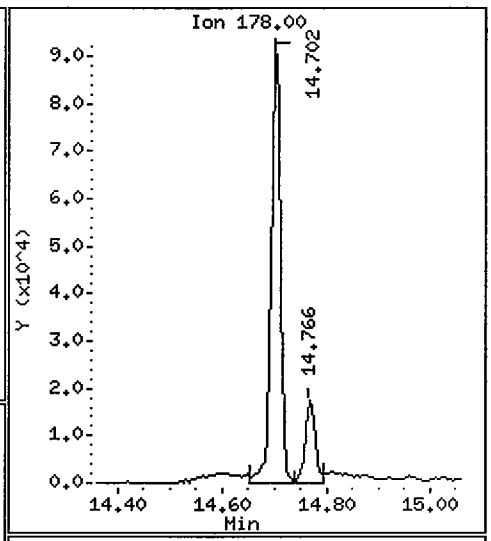

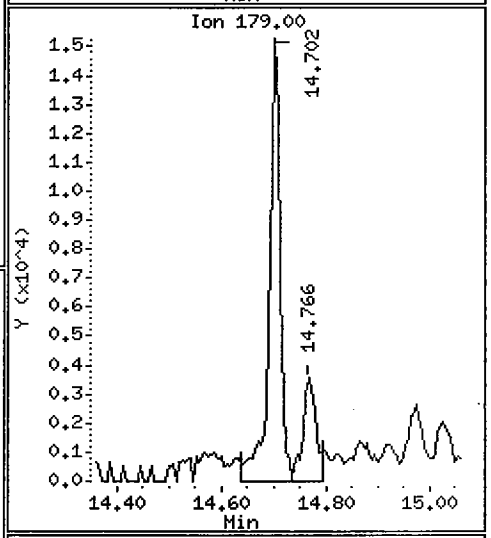

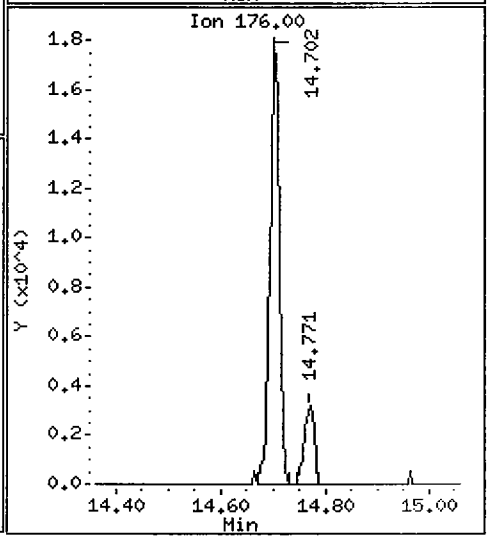

Data File: /chem3/nt4.i/20050803.b/ih28adl.d

Date : 03-AUG-2005 22:12

Client ID: AN-RI-SEDC-08A

Instrument: nt4.i

Sample Info: IH28A,3

Volume Injected (uL): 1.0

Operator: VS

Column phase: RTX-5

Column diameter: 0.32

61 Anthracene

Concentration: 47.82 ug/kg

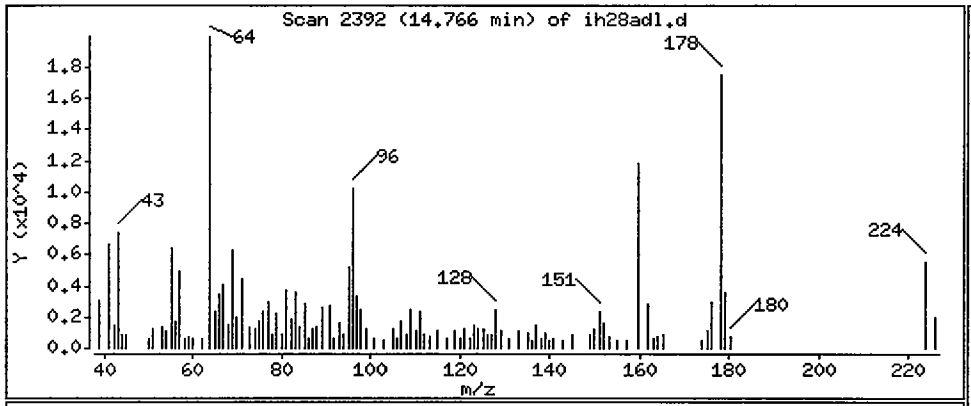

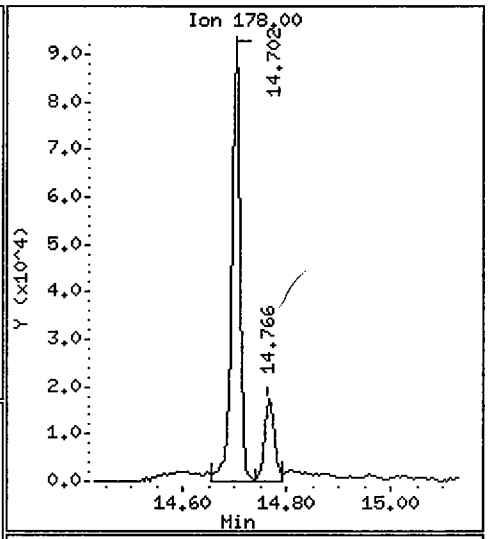

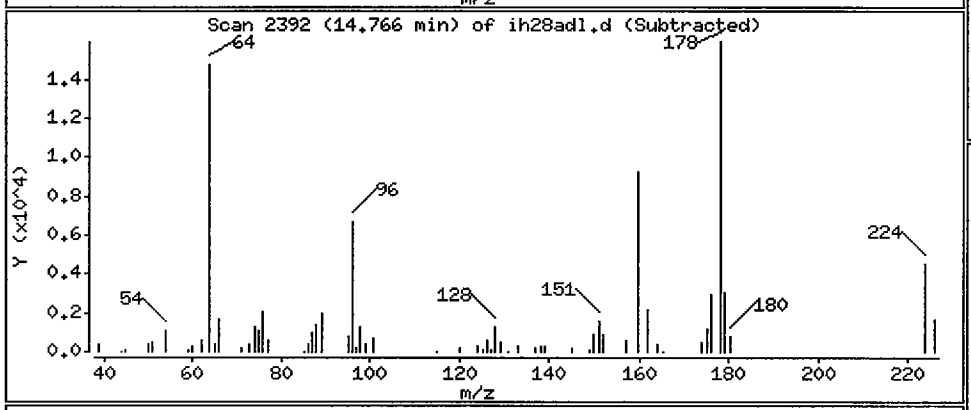

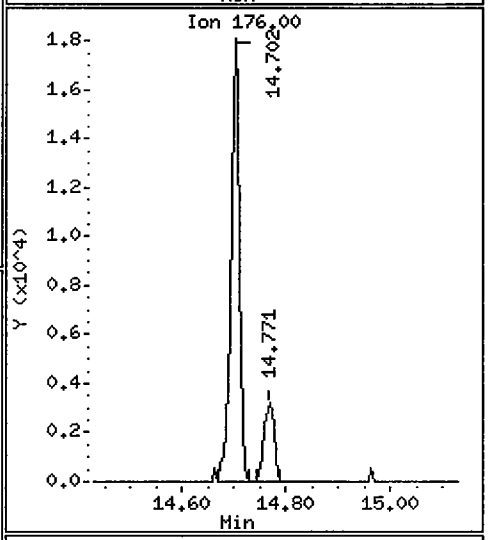

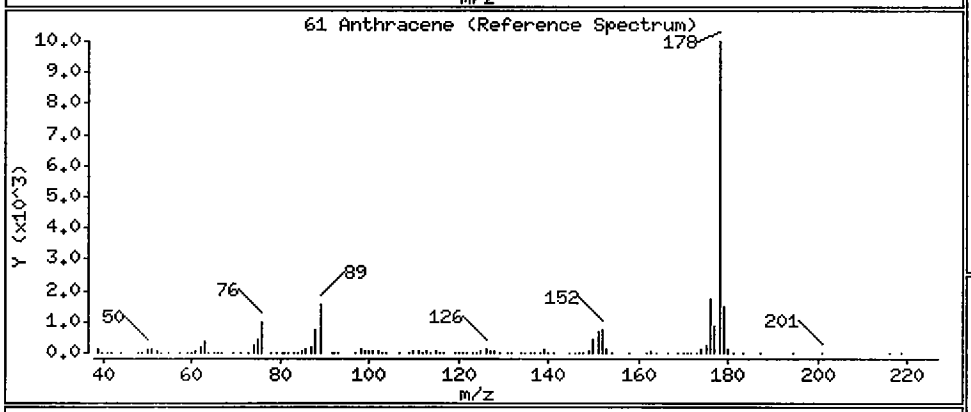

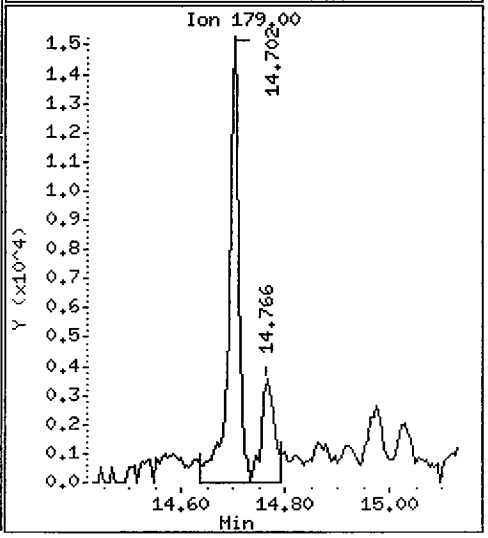

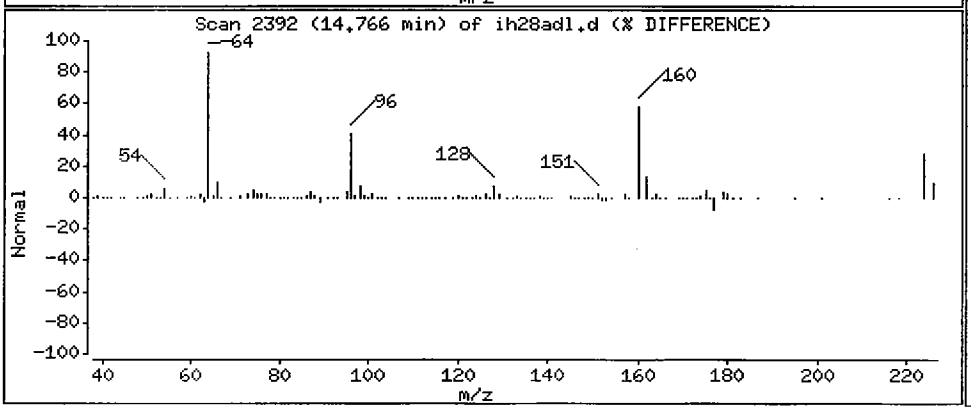

Data File: /chem3/nt4.i/20050803.b/ih28adl.d

Date : 03-AUG-2005 22:12

Client ID: AN-RI-SEDC-08A

Instrument: nt4.i

Sample Info: IH28A,3

Volume Injected (uL): 1.0

Operator: VS

Column phase: RTX-5

Column diameter: 0.32

64 Fluoranthene

Concentration: 249.0 ug/kg

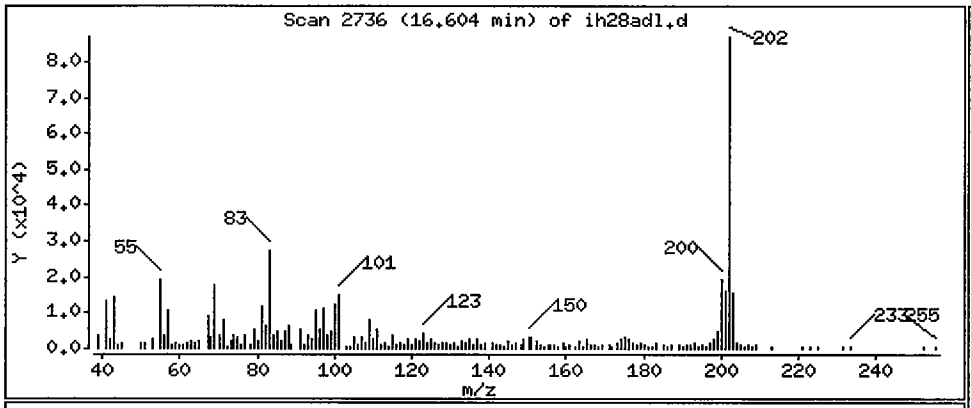

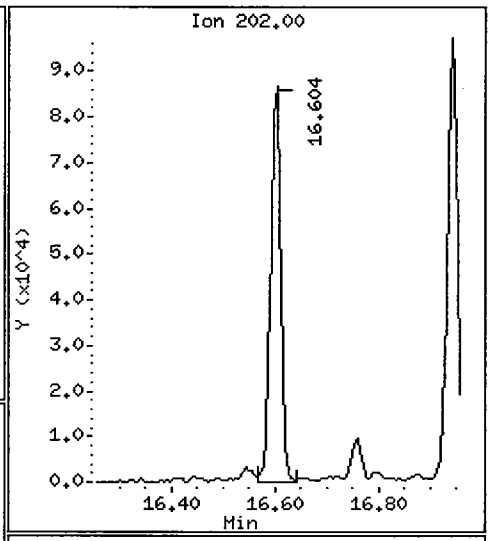

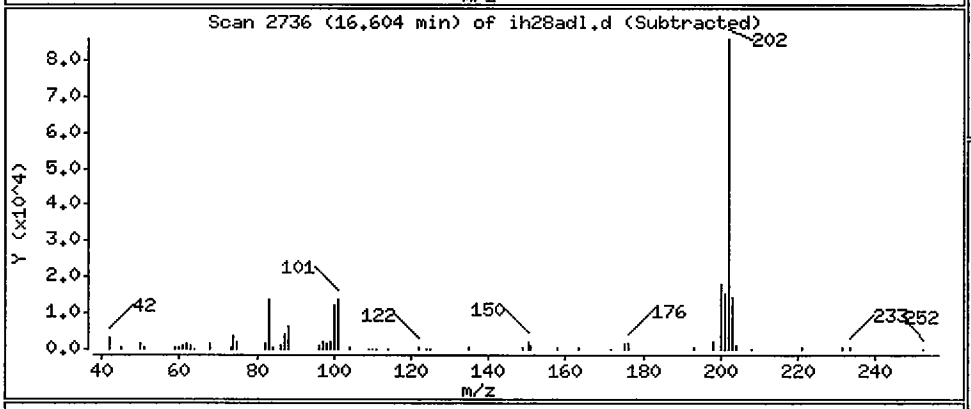

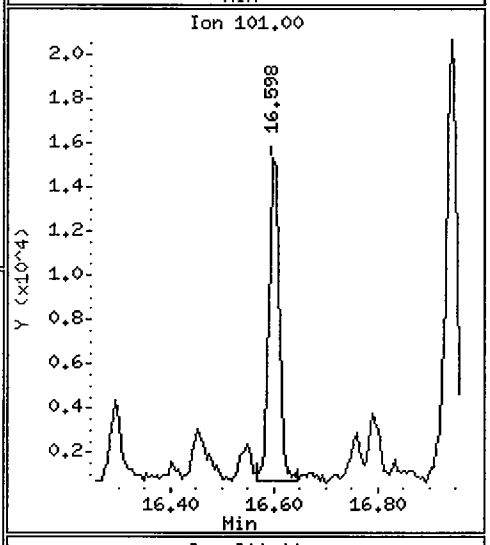

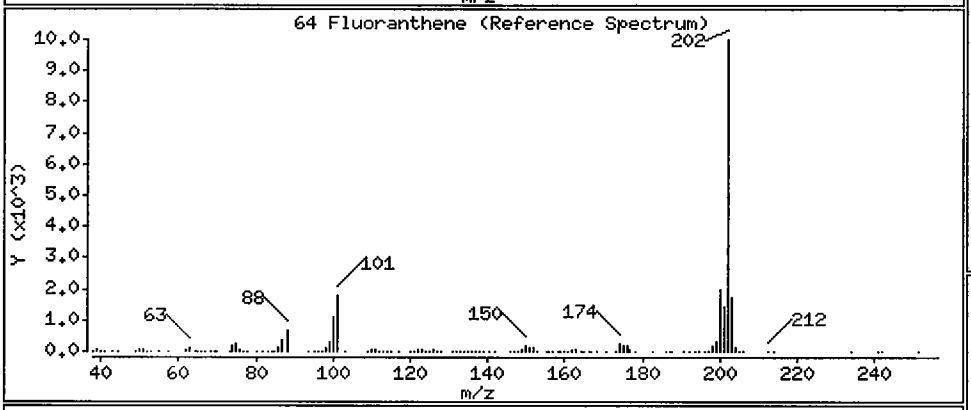

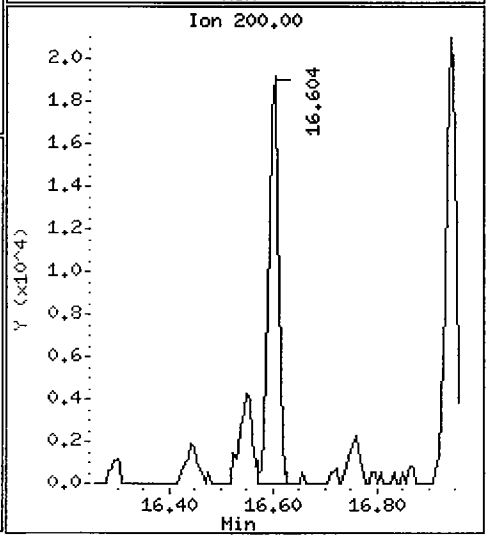

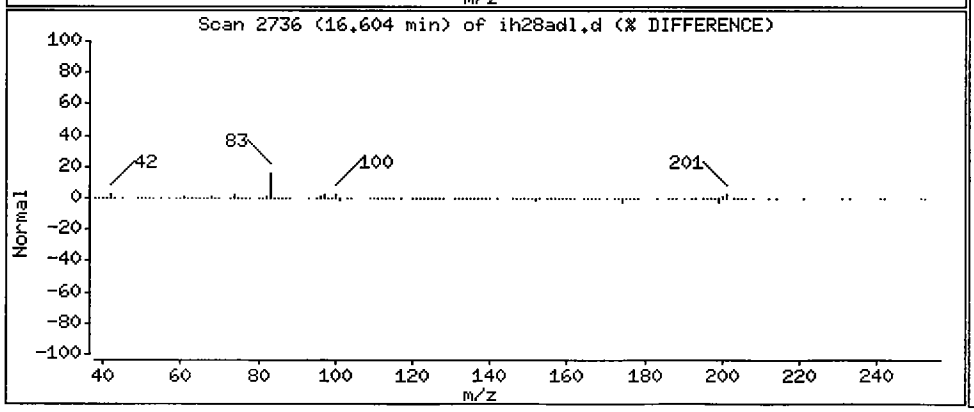

Data File: /chem3/nt4.i/20050803.b/ih28adl.d

Date : 03-AUG-2005 22:12

Client ID: AN-RI-SEDC-08A

Instrument: nt4.i

Sample Info: IH28A,3

Volume Injected (uL): 1.0

Operator: VS

Column phase: RTX-5

Column diameter: 0.32

65 Pyrene

Concentration: 242.9 ug/kg

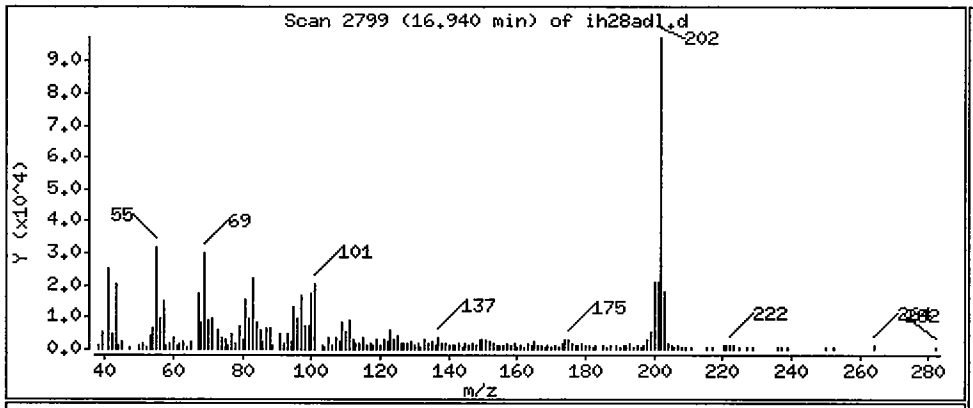

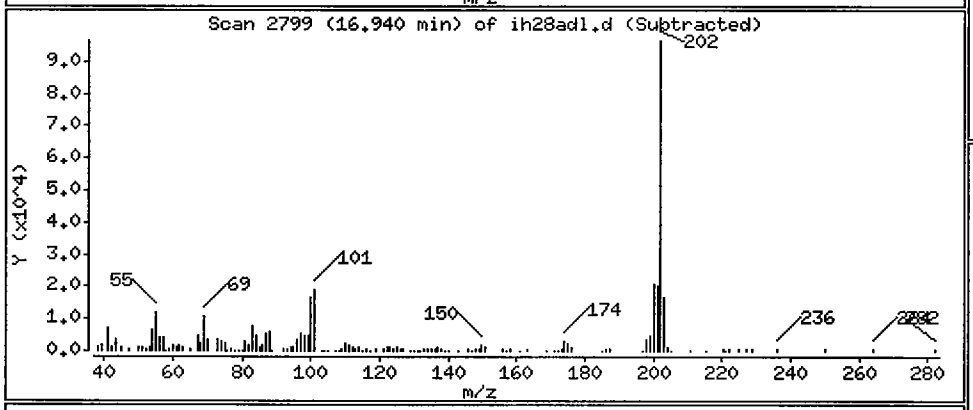

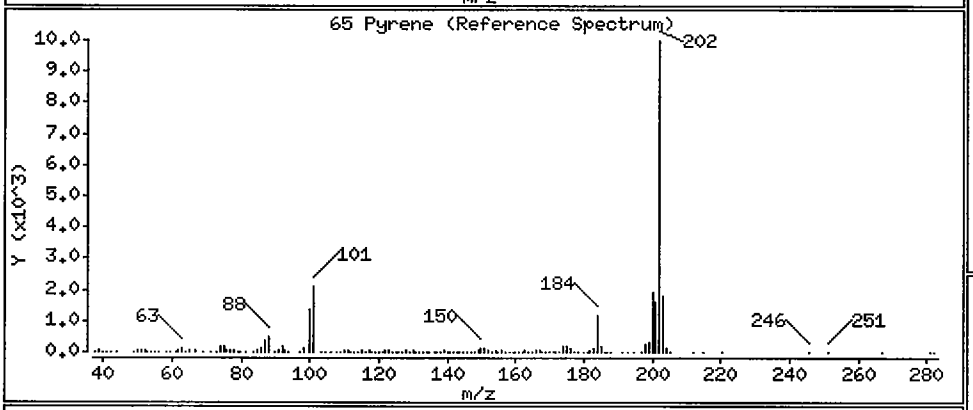

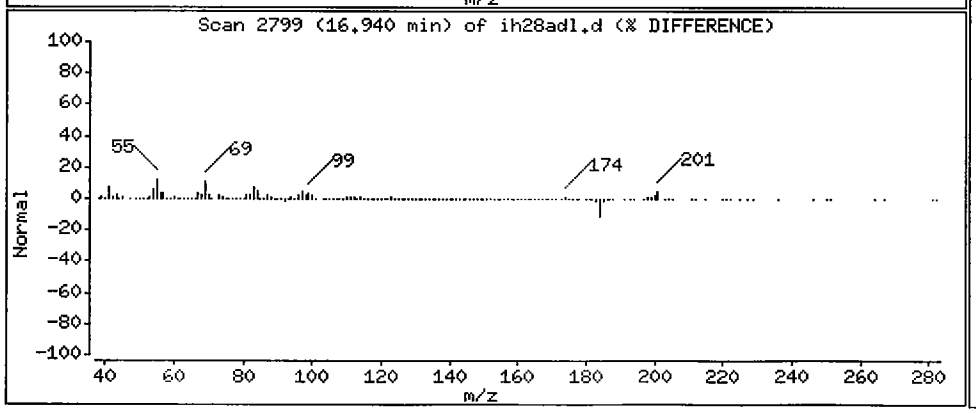

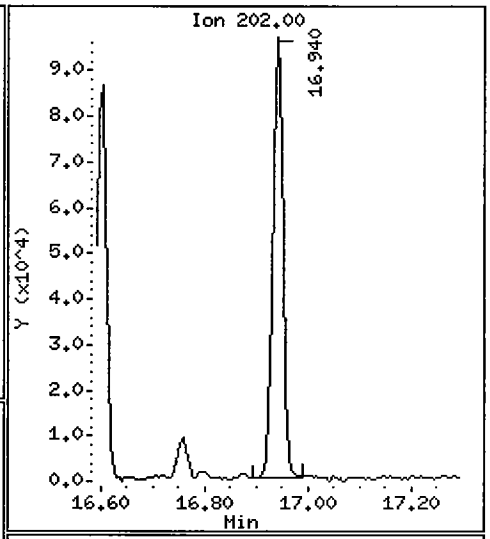

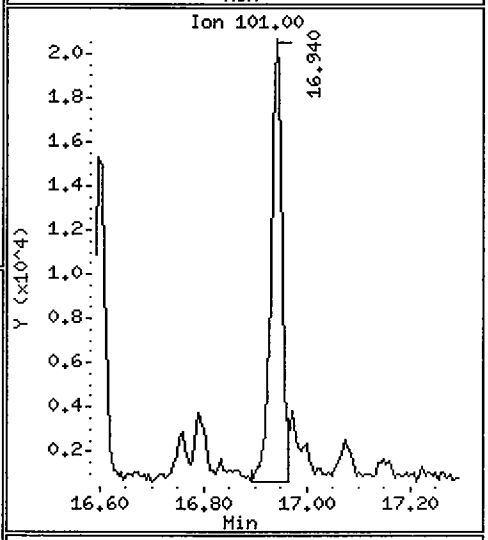

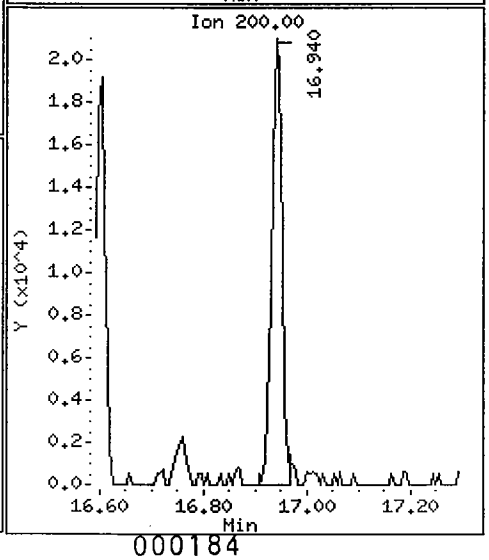

Data File: /chem3/nt4.i/20050803.b/ih28adl.d

Date : 03-AUG-2005 22:12

Client ID: AN-RI-SEDC-08A

Instrument: nt4.i

Sample Info: IH28A,3

Volume Injected (uL): 1.0

Operator: VS

Column phase: RTX-5

Column diameter: 0.32

68 Benzo(a)anthracene

Concentration: 65.76 ug/kg

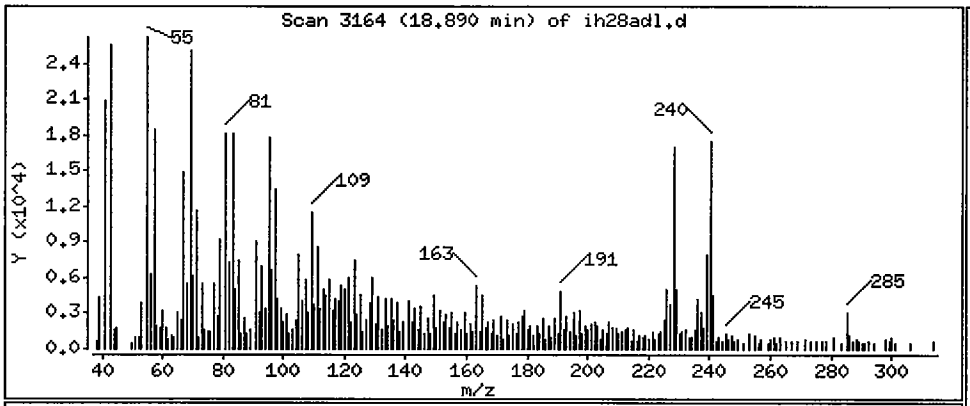

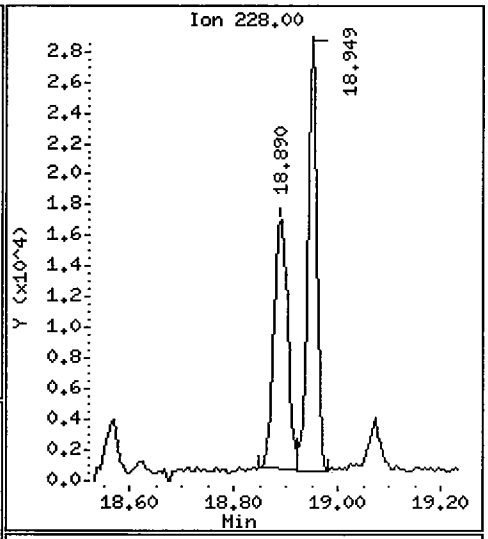

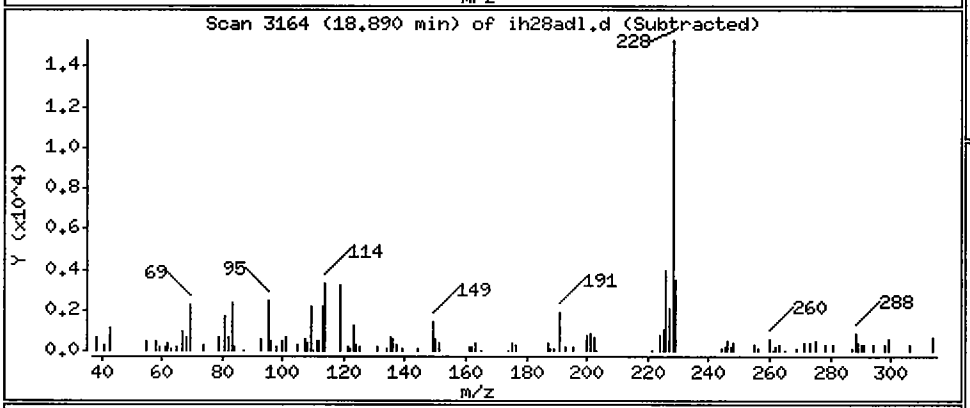

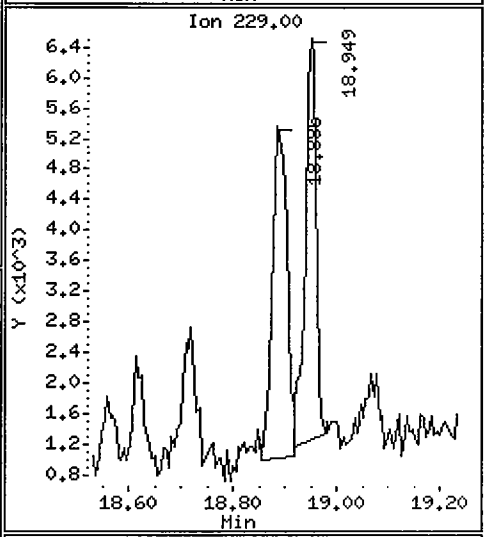

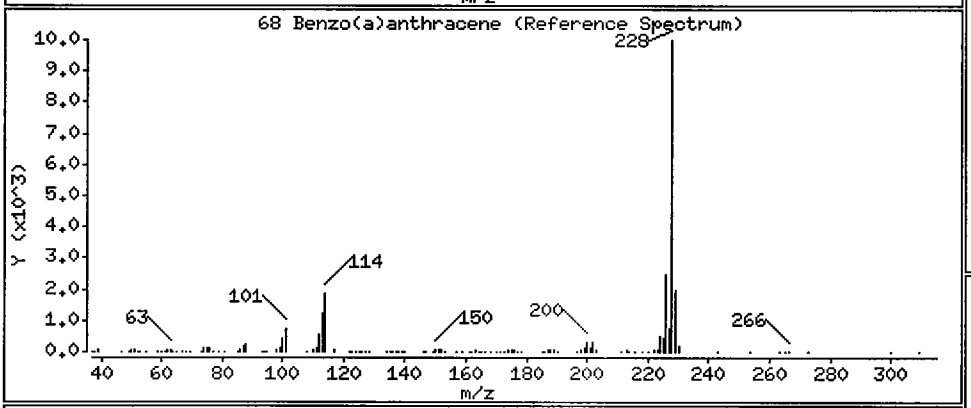

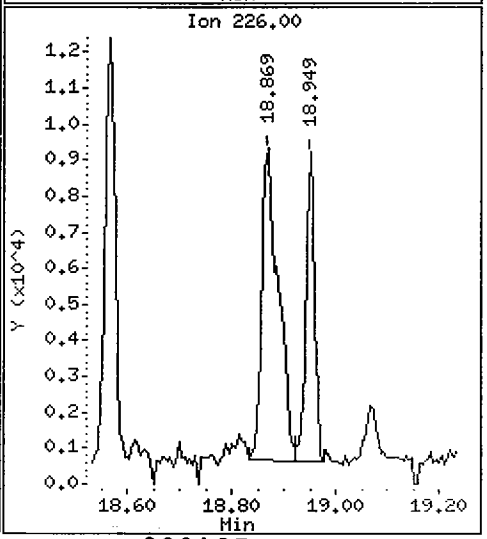

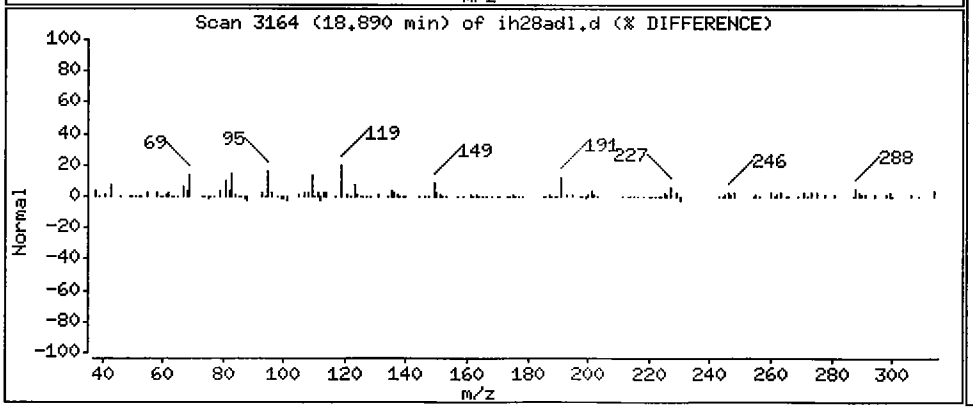

Data File: /chem3/nt4.i/20050803.b/ih28ad1.d

Date : 03-AUG-2005 22:12

Client ID: AN-RI-SEDC-08A

Instrument: nt4.i

Sample Info: IH28A,3

Volume Injected (uL): 1.0

Operator: VS

Column phase: RTX-5

Column diameter: 0.32

71 Chrysene

Concentration: 79.53 ug/kg

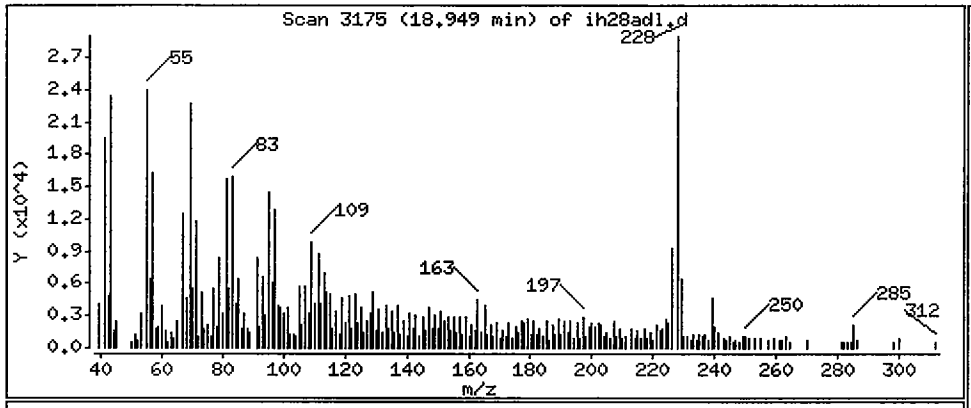

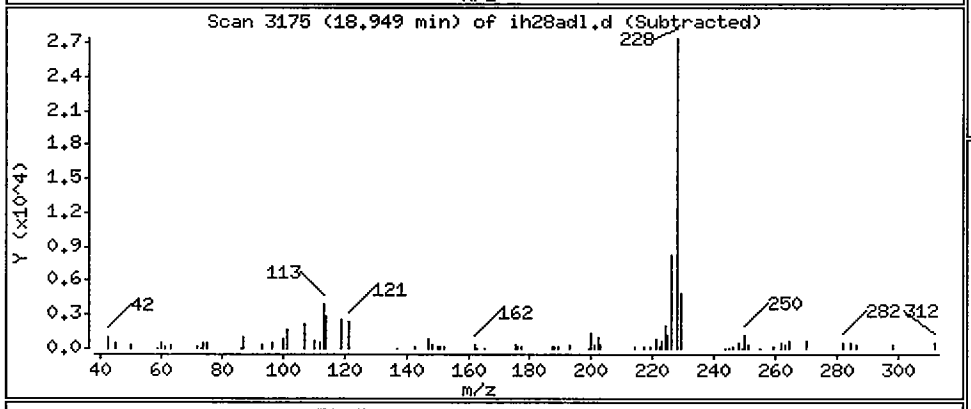

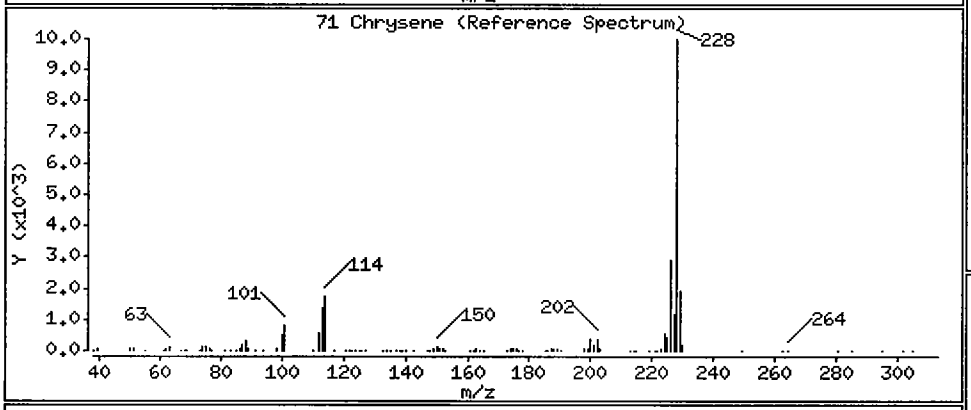

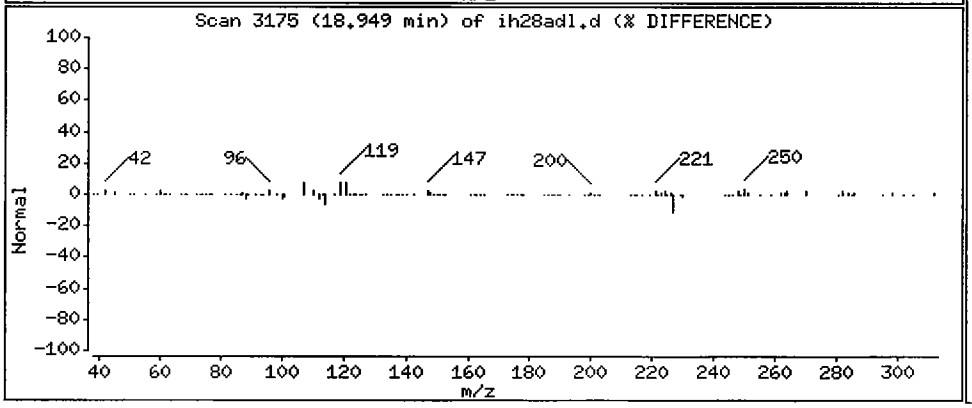

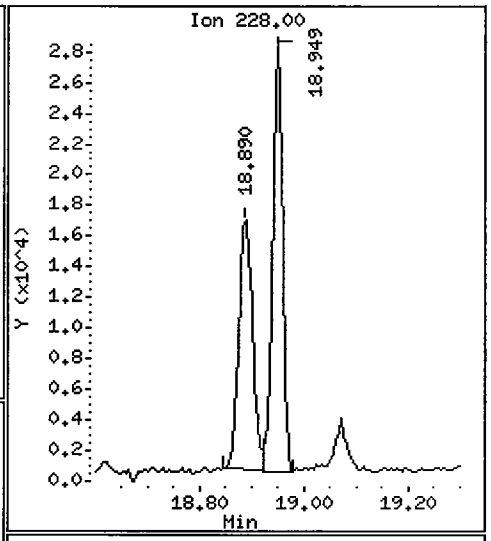

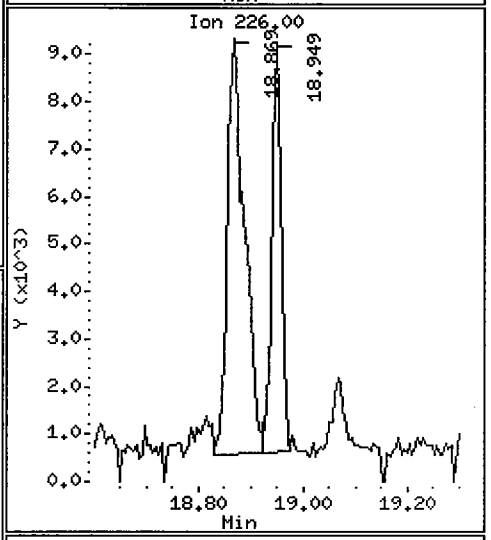

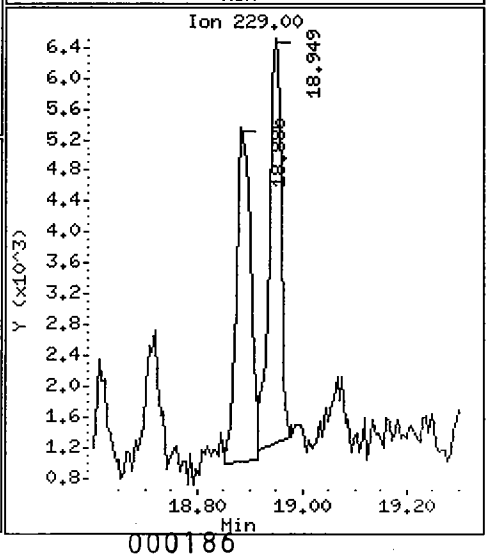

Data File: /chem3/nt4.i/20050803.b/ih28adl.d

Date : 03-AUG-2005 22:12

Client ID: AN-RI-SEDC-08A

Instrument: nt4.i

Sample Info: IH28A,3

Volume Injected (uL): 1.0

Operator: VS

Column phase: RTX-5

Column diameter: 0.32

74 Benzo(b)fluoranthene

Concentration: 70.73 ug/kg

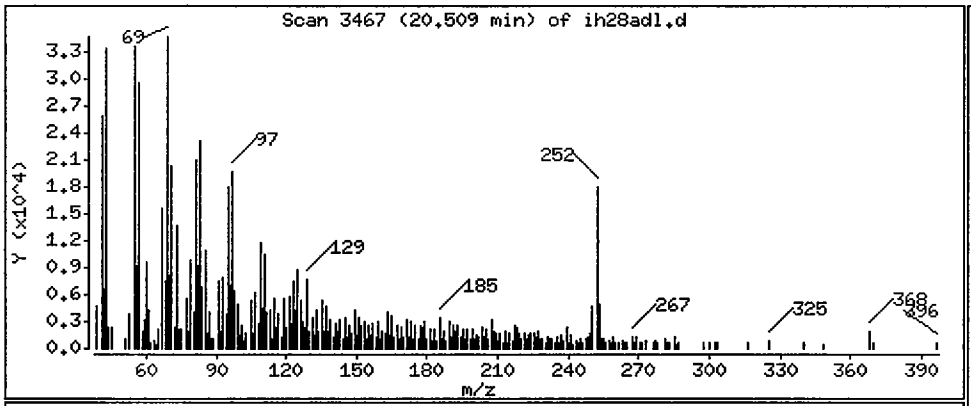

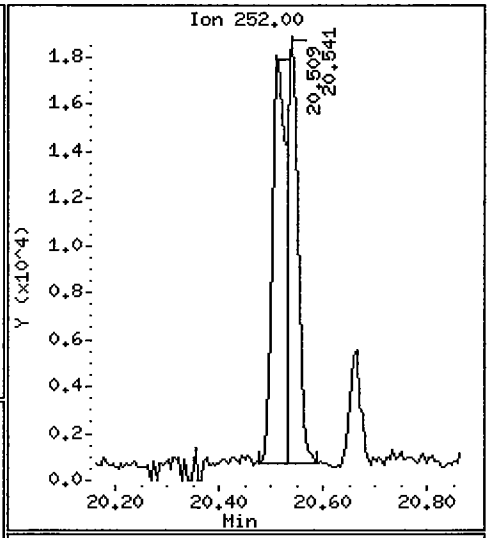

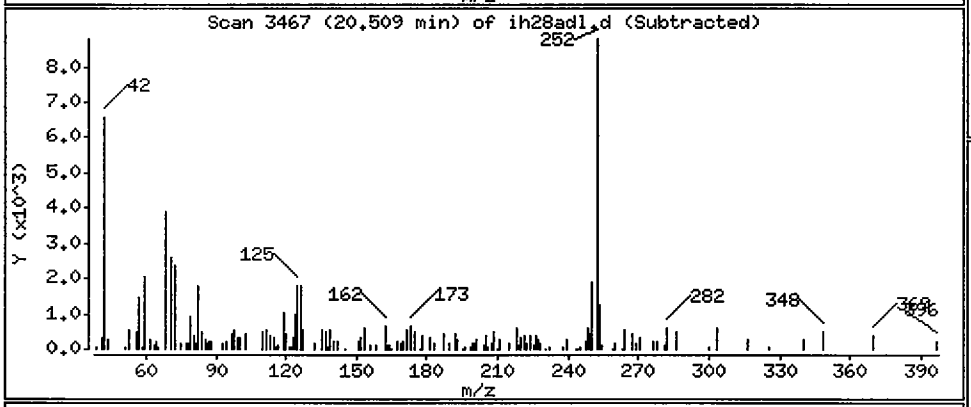

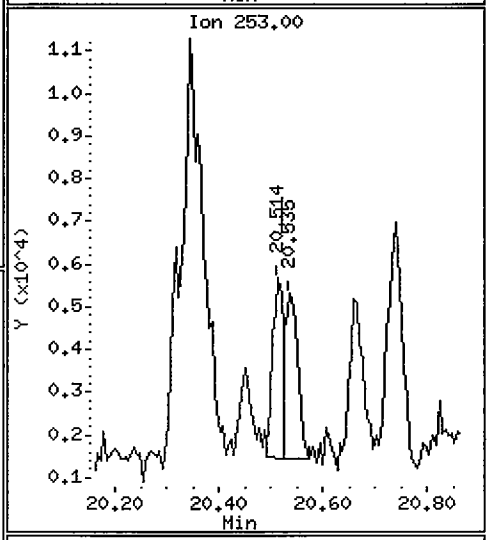

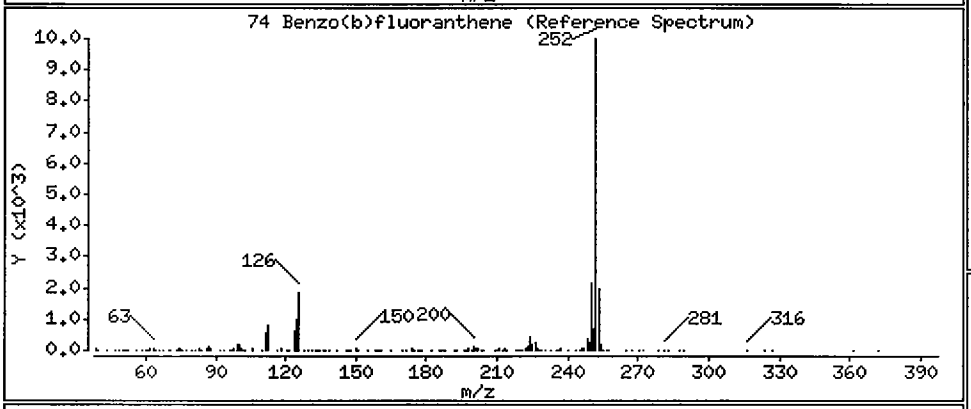

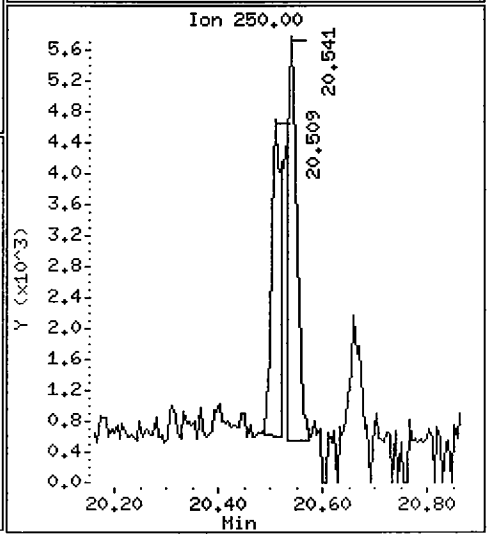

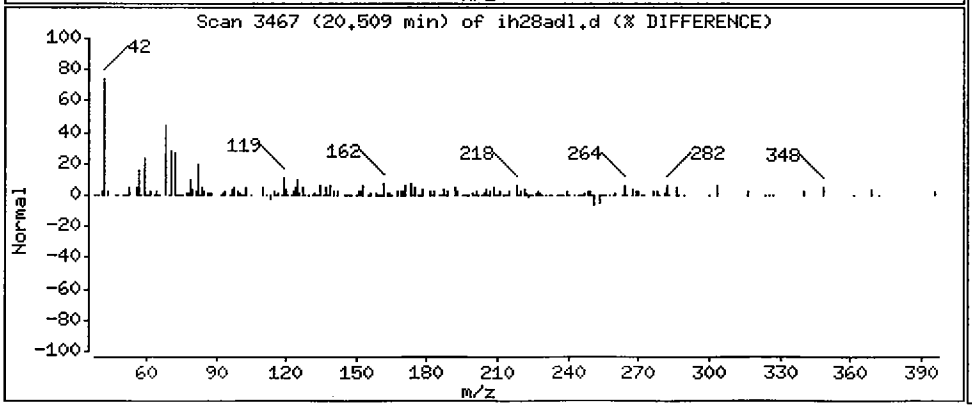

Data File: /chem3/nt4.i/20050803.b/ih28adl.d

Date : 03-AUG-2005 22:12

Client ID: AN-RI-SEDC-08A

Instrument: nt4.i

Sample Info: IH28A,3

Volume Injected (uL): 1.0

Operator: VS

Column phase: RTX-5

Column diameter: 0.32

75 Benzo(k)fluoranthene

Concentration: 63.28 ug/kg

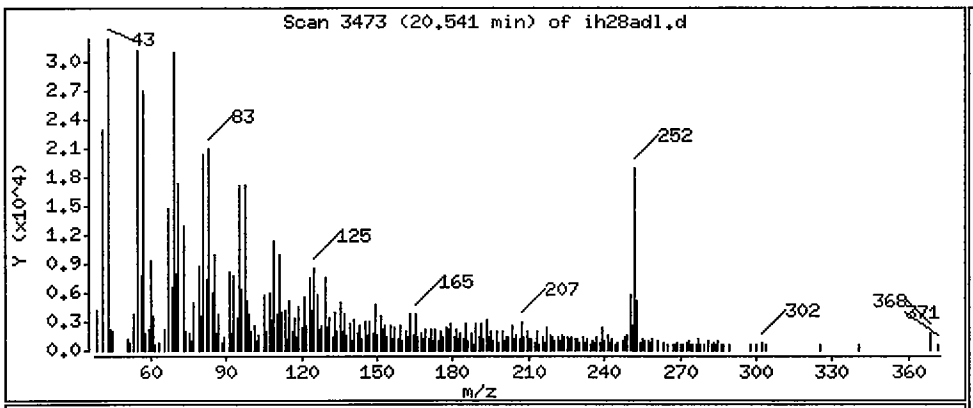

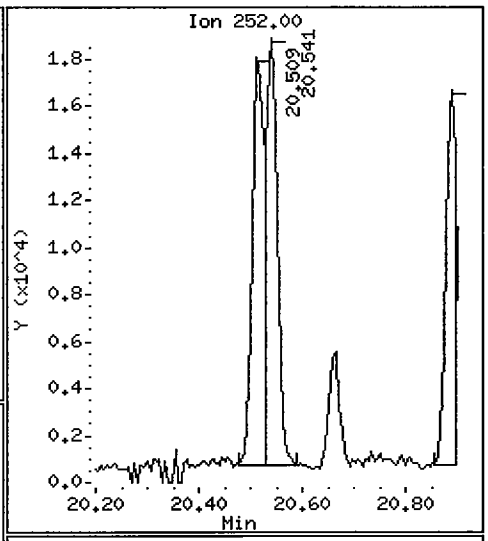

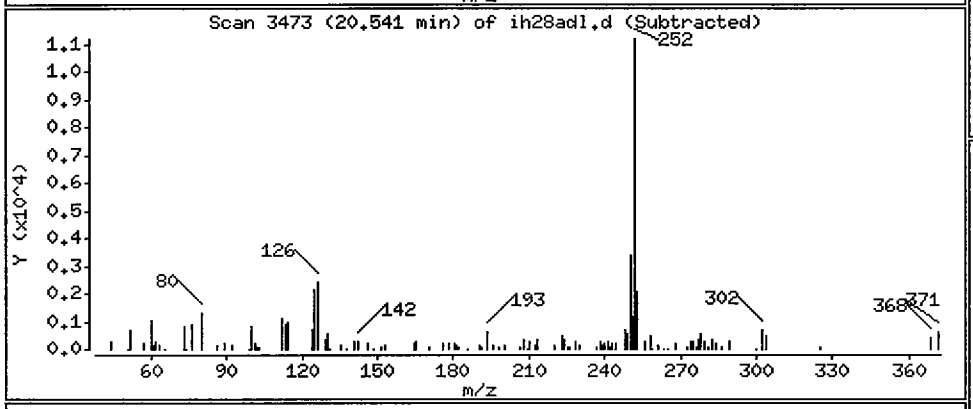

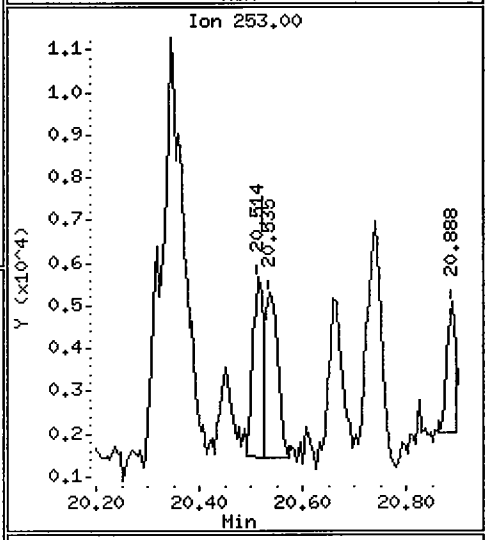

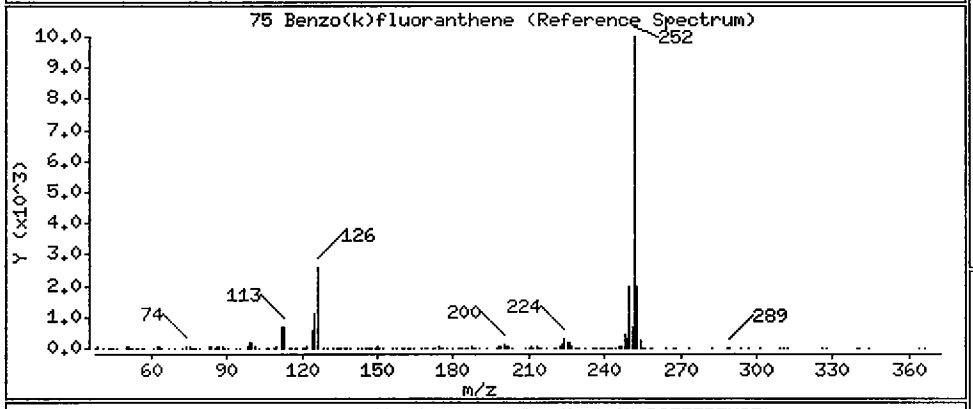

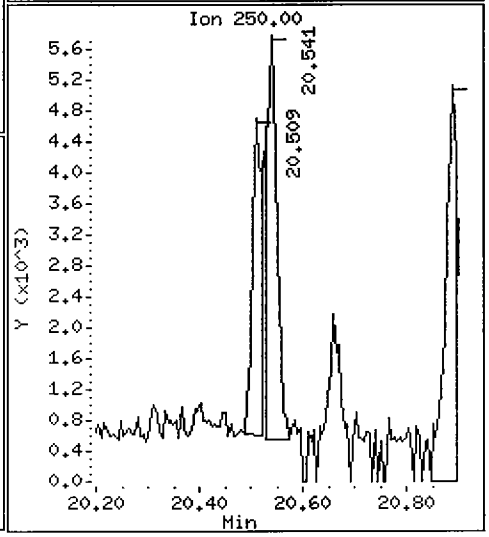

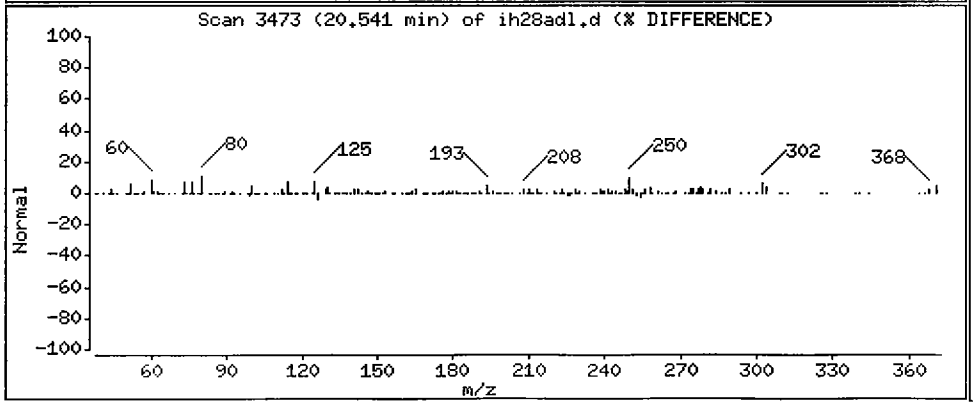

Data File: /chem3/nt4.i/20050803.b/ih28adl.d

Date : 03-AUG-2005 22:12

Client ID: AN-RI-SEDC-08A

Instrument: nt4.i

Sample Info: IH28A,3

Volume Injected (uL): 1.0

Operator: VS

Column phase: RTX-5

Column diameter: 0.32

76 Benzo(a)pyrene

Concentration: 81.85 ug/kg

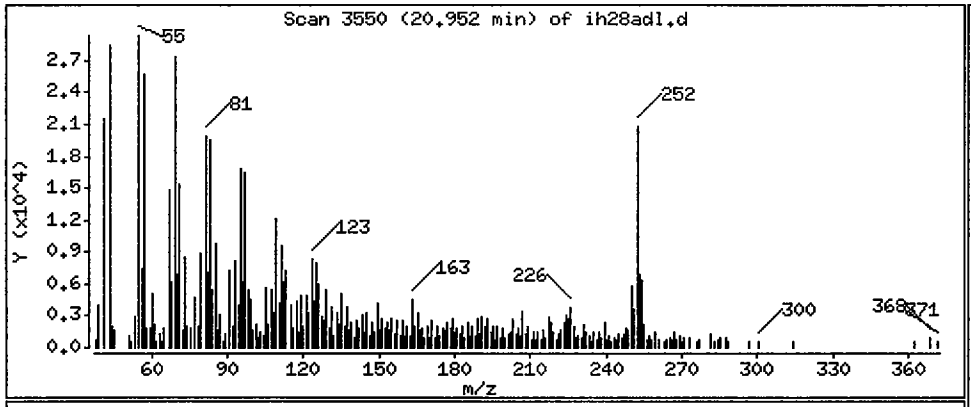

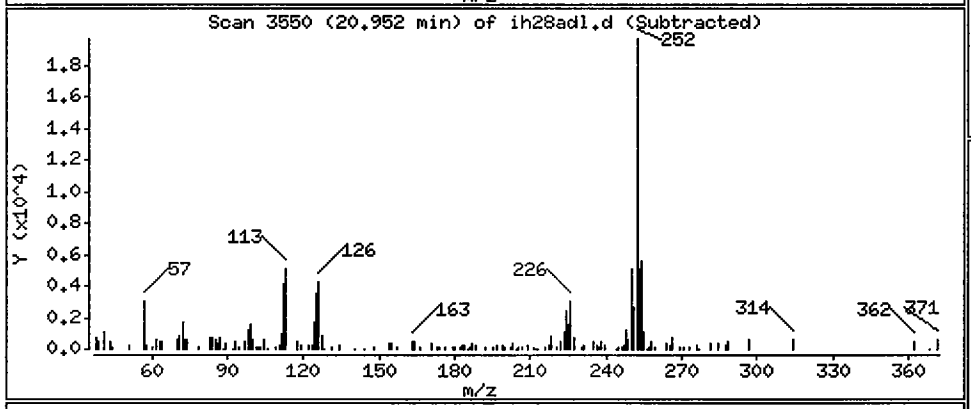

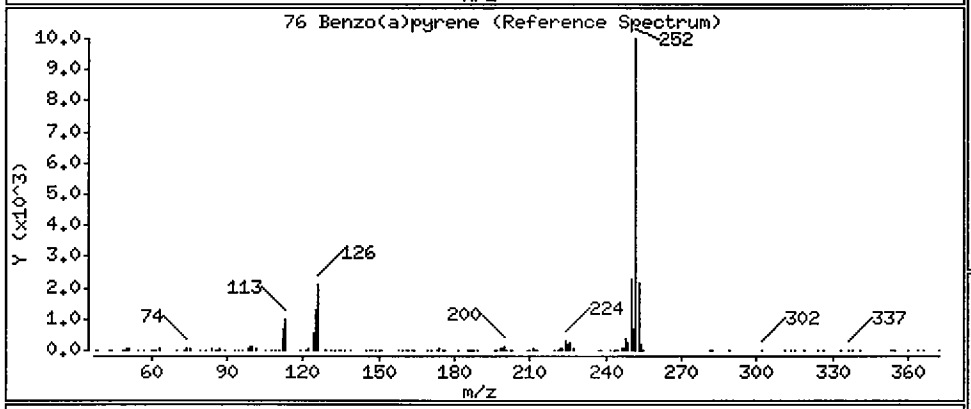

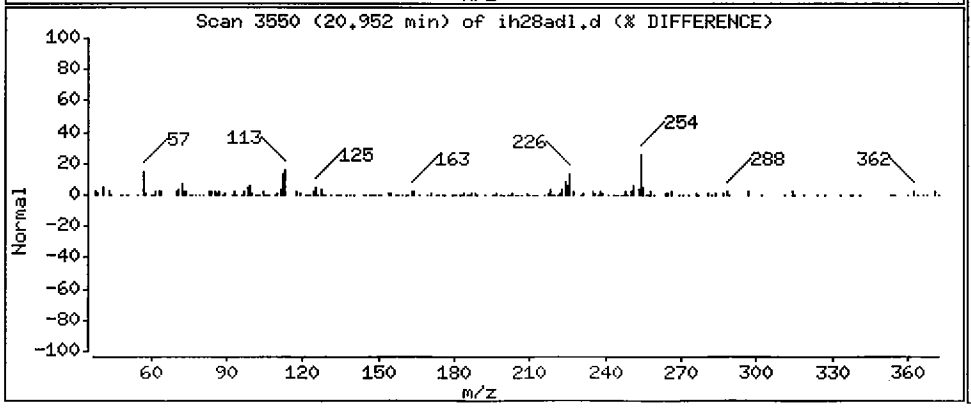

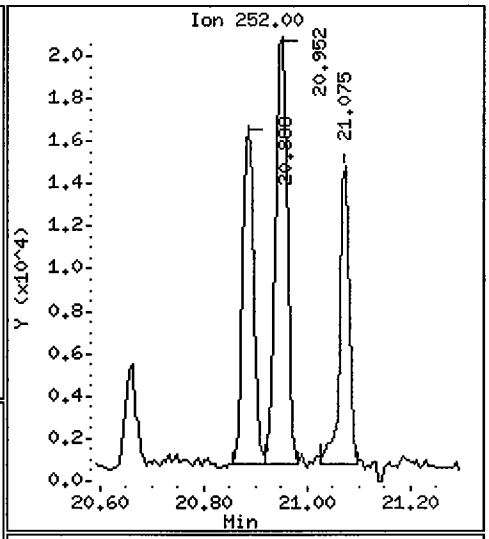

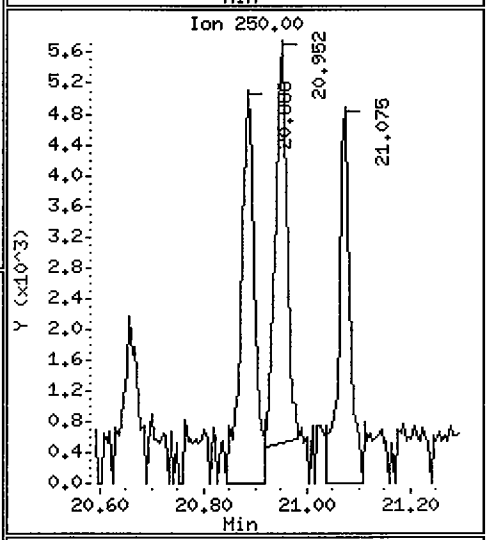

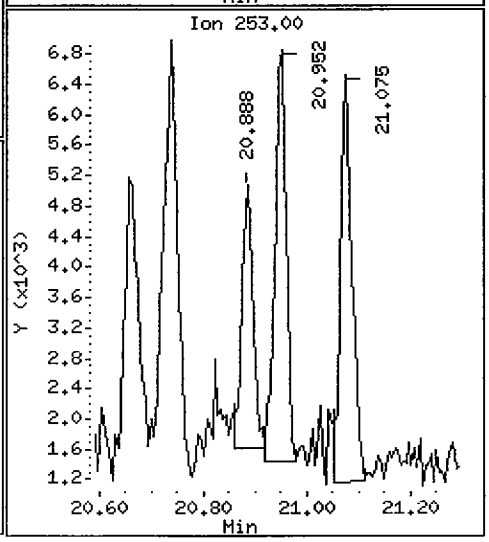

Data File: /chem3/nt4.i/20050803.b/ih28adl.d

Date : 03-AUG-2005 22:12

Client ID: AN-RI-SEDC-08A

Instrument: nt4.i

Sample Info: IH28A,3

Volume Injected (uL): 1.0

Operator: VS

Column phase: RTX-5

Column diameter: 0.32

78 Indeno(1,2,3-cd)pyrene

Concentration: 59.80 ug/kg

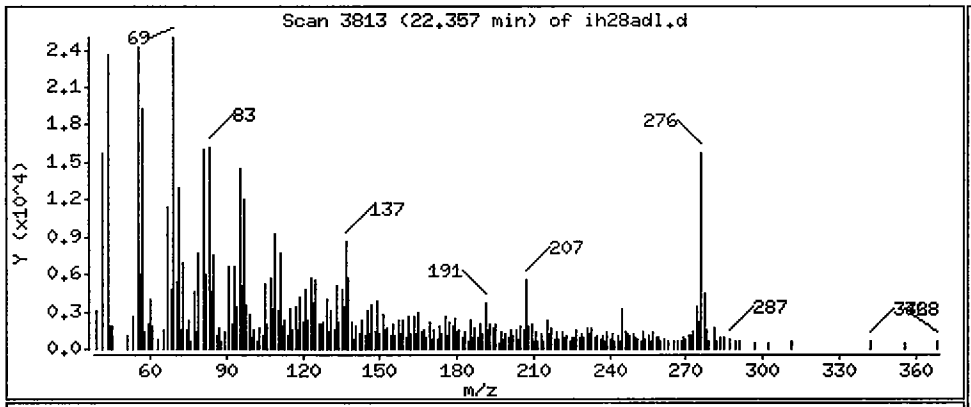

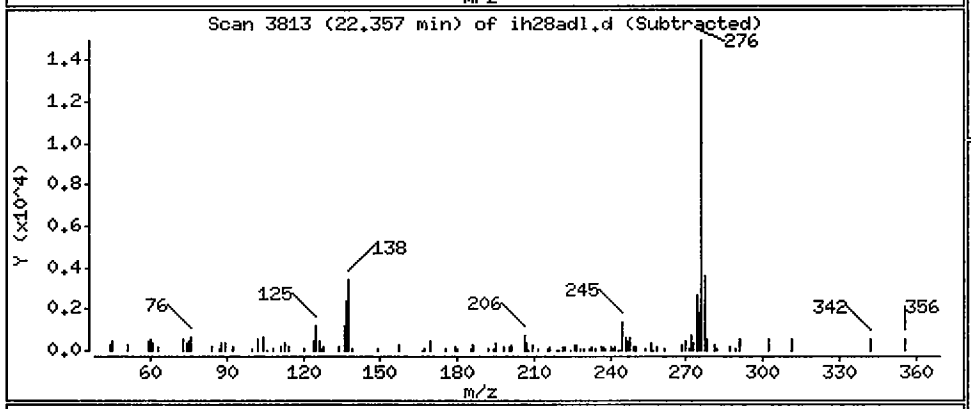

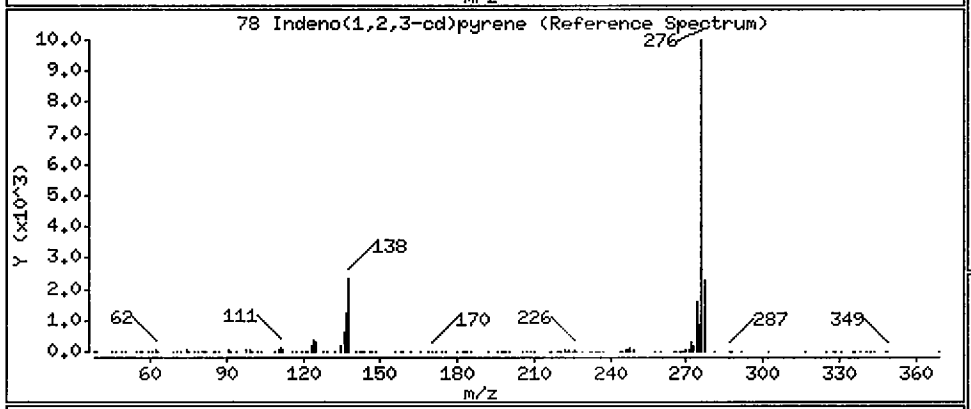

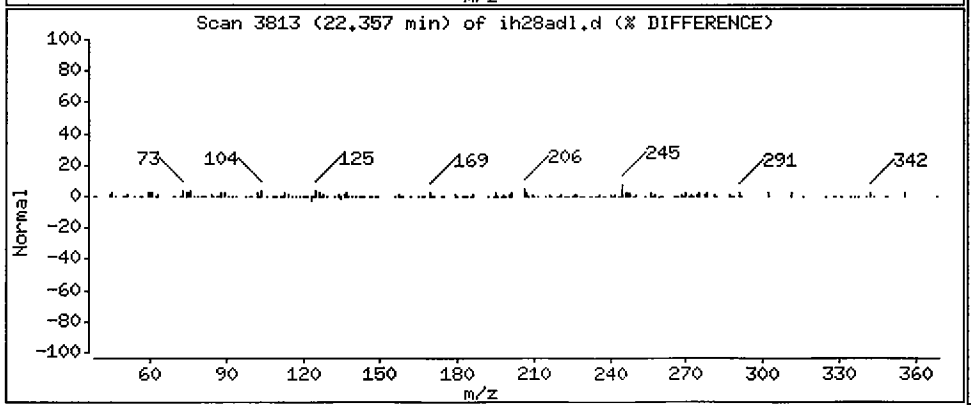

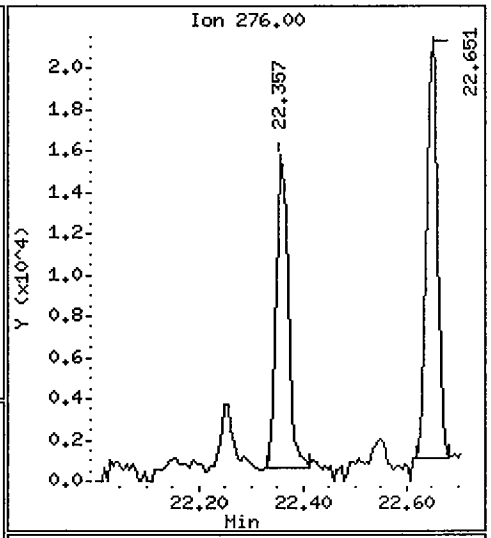

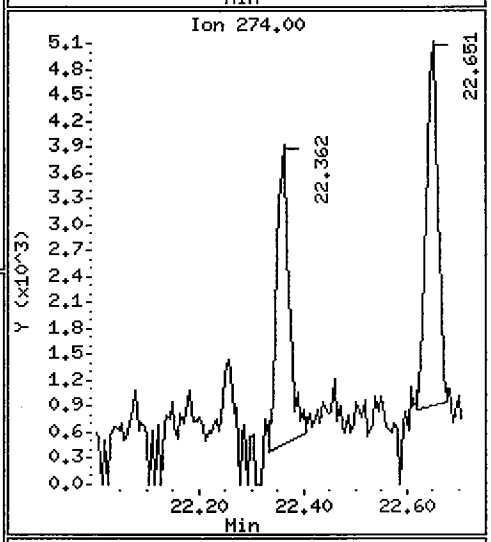

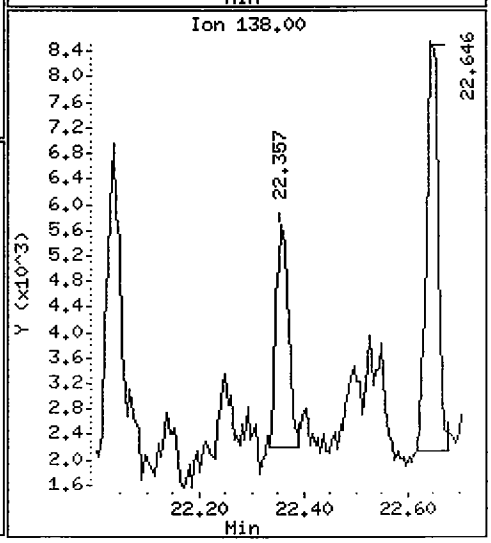

Data File: /chem3/nt4.i/20050803.b/ih28adl.d

Date : 03-AUG-2005 22:12

Client ID: AN-RI-SEDC-08A

Instrument: nt4.i

Sample Info: IH28A,3

Volume Injected (uL): 1.0

Operator: VS

Column phase: RTX-5

Column diameter: 0.32

80 Benzo(g,h,i)perylene

Concentration: 75.00 ug/kg

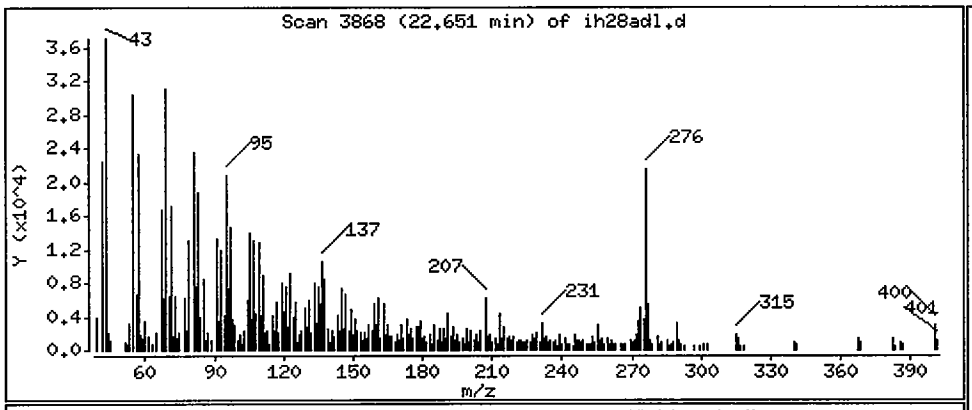

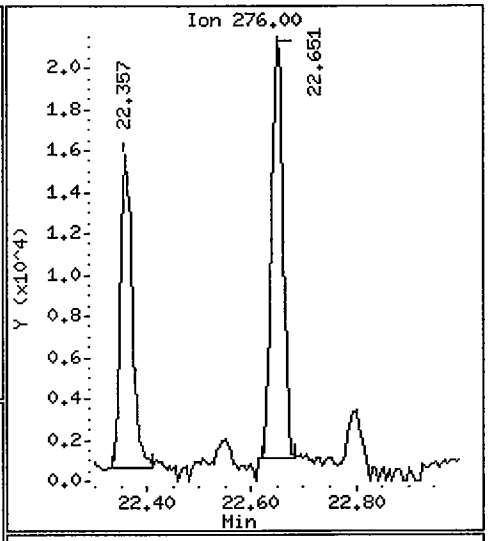

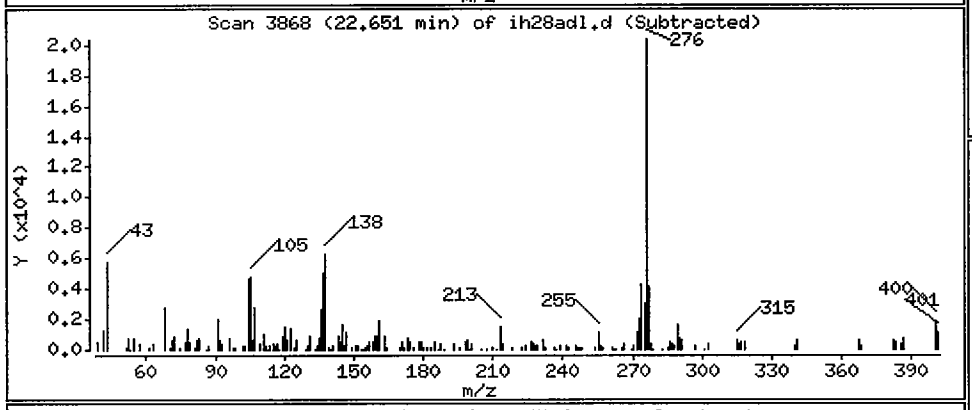

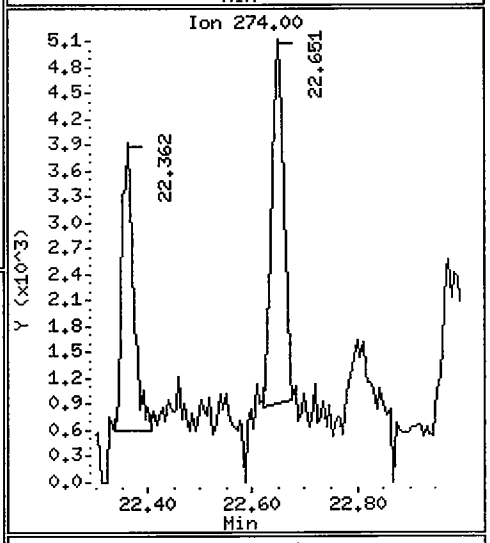

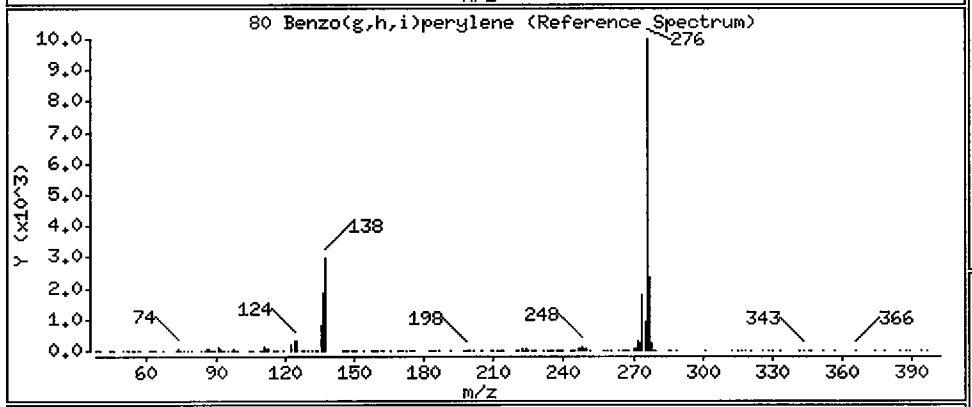

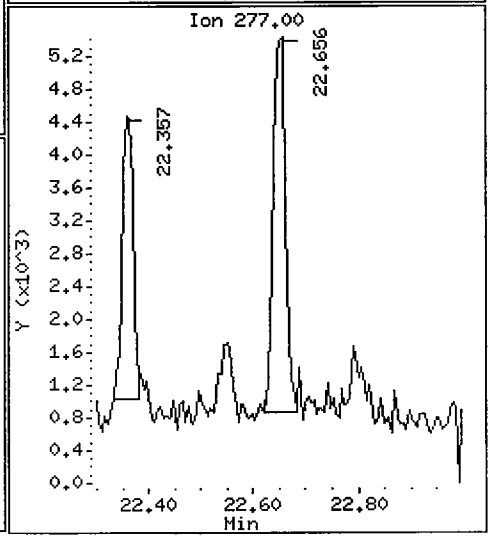

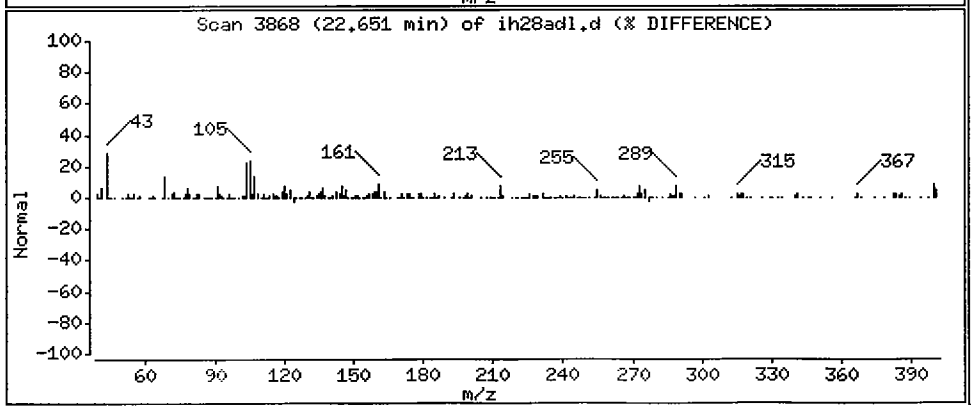

ANALYTICAL RESOURCES INCORPORATED

ORGANICS ANALYSIS DATA SHEET
PSDDA Semivolatiles by SW8270D GC/MS **Sample ID: AN-RI-SEDC-08B**
Page 1 of 1 **SAMPLE**

Lab Sample ID: IH28B
LIMS ID: 05-11882
Matrix: Sediment
Data Release Authorized:
Reported: 08/04/05

QC Report No: IH28-Anchor Environmental
Project: KC Former Scott Mill
00010501/T2
Date Sampled: 07/13/05
Date Received: 07/18/05

Date Extracted: 07/25/05
Date Analyzed: 08/03/05 06:14
Instrument/Analyst: NT4/LJR
GPC Cleanup: No

Sample Amount: 25.5 g-dry-wt
Final Extract Volume: 0.5 mL
Dilution Factor: 1.00
Percent Moisture: 48.4%
pH: 7.2

CAS Number	Analyte	RL	Result
108-95-2	Phenol	20	< 20 U
100-51-6	Benzyl Alcohol	20	< 20 U
95-48-7	2-Methylphenol	20	< 20 U
106-44-5	**4-Methylphenol**	**20**	**56**
67-72-1	Hexachloroethane	20	< 20 U
105-67-9	2,4-Dimethylphenol	20	< 20 U
65-85-0	Benzoic Acid	200	< 200 U
120-82-1	1,2,4-Trichlorobenzene	20	< 20 U
91-20-3	**Naphthalene**	**20**	**91**
87-68-3	Hexachlorobutadiene	20	< 20 U
91-57-6	2-Methylnaphthalene	20	< 20 U
131-11-3	Dimethylphthalate	20	< 20 U
208-96-8	Acenaphthylene	20	< 20 U
83-32-9	Acenaphthene	20	< 20 U
132-64-9	Dibenzofuran	20	< 20 U
84-66-2	Diethylphthalate	20	< 20 U
86-73-7	Fluorene	20	< 20 U
86-30-6	N-Nitrosodiphenylamine	20	< 20 U
87-86-5	Pentachlorophenol	98	< 98 U
85-01-8	**Phenanthrene**	**20**	**71**
120-12-7	Anthracene	20	< 20 U
84-74-2	Di-n-Butylphthalate	20	< 20 U
206-44-0	**Fluoranthene**	**20**	**98**
129-00-0	**Pyrene**	**20**	**95**
85-68-7	**Butylbenzylphthalate**	**20**	**23**
56-55-3	**Benzo(a)anthracene**	**20**	**24**
117-81-7	bis(2-Ethylhexyl)phthalate	20	< 20 U
218-01-9	**Chrysene**	**20**	**28**
117-84-0	Di-n-Octyl phthalate	20	< 20 U
205-99-2	**Benzo(b)fluoranthene**	**20**	**40**
207-08-9	**Benzo(k)fluoranthene**	**20**	**40**
50-32-8	**Benzo(a)pyrene**	**20**	**34**
193-39-5	Indeno(1,2,3-cd)pyrene	20	< 20 U
53-70-3	Dibenz(a,h)anthracene	20	< 20 U
191-24-2	Benzo(g,h,i)perylene	20	< 20 U

Reported in µg/kg (ppb)

Semivolatile Surrogate Recovery

d5-Nitrobenzene	59.6%	2-Fluorobiphenyl	64.8%
d14-p-Terphenyl	70.8%	d4-1,2-Dichlorobenzene	49.2%
d5-Phenol	58.7%	2-Fluorophenol	57.1%
2,4,6-Tribromophenol	76.8%	d4-2-Chlorophenol	60.5%

Analytical Resources, Inc.

Semivolatile Report SW846 Method 8270C

Data file : /chem3/nt4.i/20050802a.b/ih28b.d
Lab Smp Id: IH28B Client Smp ID: AN-RI-SEDC-08B
Inj Date : 03-AUG-2005 06:14
Operator : VS Inst ID: nt4.i
Smp Info : IH28B
Misc Info : 05-11882
Comment : 1ul Injection
Method : /chem3/nt4.i/20050802a.b/SW846.m
Meth Date : 03-Aug-2005 16:32 jeff Quant Type: ISTD
Cal Date : 02-AUG-2005 20:22 Cal File: 0100802.d
Als bottle: 25
Dil Factor: 1.00000
Integrator: HP RTE Compound Sublist: PSDDA.sub
Target Version: 3.50

Concentration Formula: Amt * DF * Vt/(Ws * (100 - M)/100) * CpndVariable

Name	Value	Description
DF	1.00000	Dilution Factor
Vt	500.00000	Volume of final extract (uL)
Ws	49.40000	Weight of sample extracted (g)
M	48.40000	% Moisture

Cpnd Variable Local Compound Variable

	Compounds	QUANT SIG MASS	RT	EXP RT	REL RT	RESPONSE	CONCENTRATIONS ON-COLUMN (ug/mL)	CONCENTRATIONS FINAL (ug/kg)
$	1 2-Fluorophenol	112	5.287	5.135	(0.711)	173787	21.3950	419.7
$	2 Phenol-d5	99	7.141	7.112	(0.960)	231961	22.0376	432.3
	3 Phenol	94	Compound Not Detected.					
$	5 2-Chlorophenol-d4	132	7.141	7.117	(0.960)	190398	22.6601	444.5
	4 Bis(2-Chloroethyl)ether	93	Compound Not Detected.					
	6 2-Chlorophenol	128	Compound Not Detected.					
	7 1,3-Dichlorobenzene	146	Compound Not Detected.					
*	8 1,4-Dichlorobenzene-d4	152	7.435	7.427	(1.000)	116069	20.0000	
	9 1,4-Dichlorobenzene	146	Compound Not Detected.					
$	10 1,2-Dichlorobenzene-d4	152	7.755	7.753	(1.043)	65430	12.3086	241.4
	12 1,2-Dichlorobenzene	146	Compound Not Detected.					
	11 Benzyl alcohol	108	Compound Not Detected.					
	14 2,2'-oxybis(1-Chloropropane)	45	Compound Not Detected.					
	13 2-Methylphenol	108	Compound Not Detected.					
	17 Hexachloroethane	117	Compound Not Detected.					

	Compounds	QUANT SIG MASS	RT	EXP RT	REL RT	RESPONSE	CONCENTRATIONS ON-COLUMN (ug/mL)	CONCENTRATIONS FINAL (ug/kg)
	16 N-Nitroso-di-n-propylamine	70	Compound Not Detected.					
	15 4-Methylphenol	108	8.407	8.389	(1.131)	22411	2.85203	55.94
$	18 Nitrobenzene-d5	82	8.466	8.469	(0.883)	168723	14.8640	291.6
	19 Nitrobenzene	77	Compound Not Detected.					
	20 Isophorone	82	Compound Not Detected.					
	21 2-Nitrophenol	139	Compound Not Detected.					
	22 2,4-Dimethylphenol	107	Compound Not Detected.					
	23 Bis(2-Chloroethoxy)methane	93	Compound Not Detected.					
	24 Benzoic acid	105	Compound Not Detected.					
	25 2,4-Dichlorophenol	162	Compound Not Detected.					
	26 1,2,4-Trichlorobenzene	180	Compound Not Detected.					
*	27 Naphthalene-d8	136	9.582	9.585	(1.000)	424073	20.0000	
	28 Naphthalene	128	9.609	9.617	(1.003)	107366	4.62336	90.69
	29 4-Chloroaniline	127	Compound Not Detected.					
	30 Hexachlorobutadiene	225	Compound Not Detected.					
	31 4-Chloro-3-methylphenol	107	Compound Not Detected.					
	32 2-Methylnaphthalene	141	Compound Not Detected.					
	33 Hexachlorocyclopentadiene	237	Compound Not Detected.					
	34 2,4,6-Trichlorophenol	196	Compound Not Detected.					
	35 2,4,5-Trichlorophenol	196	Compound Not Detected.					
$	36 2-Fluorobiphenyl	172	11.409	11.412	(0.918)	244194	16.2251	318.3
	37 2-Chloronaphthalene	162	Compound Not Detected.					
	38 2-Nitroaniline	65	Compound Not Detected.					
	39 Dimethylphthalate	163	Compound Not Detected.					
	40 Acenaphthylene	152	Compound Not Detected.					
	41 2,6-Dinitrotoluene	165	Compound Not Detected.					
*	42 Acenaphthene-d10	164	12.429	12.427	(1.000)	230640	20.0000	
	43 3-Nitroaniline	138	Compound Not Detected.					
	44 Acenaphthene	153	Compound Not Detected.					
	45 2,4-Dinitrophenol	184	Compound Not Detected.					
	46 Dibenzofuran	168	Compound Not Detected.					
	47 4-Nitrophenol	109	Compound Not Detected.					
	48 2,4-Dinitrotoluene	165	Compound Not Detected.					
	50 Diethylphthalate	149	Compound Not Detected.					
	49 Fluorene	166	Compound Not Detected.					
	51 4-Chlorophenyl-phenylether	204	Compound Not Detected.					
	52 4-Nitroaniline	138	Compound Not Detected.					
	53 4,6-Dinitro-2-methylphenol	198	Compound Not Detected.					
	54 N-Nitrosodiphenylamine	169	Compound Not Detected.					
$	55 2,4,6-Tribromophenol	330	13.717	13.709	(1.104)	42537	28.7074	564.7
	56 4-Bromophenyl-phenylether	248	Compound Not Detected.					
	57 Hexachlorobenzene	284	Compound Not Detected.					
	58 Pentachlorophenol	266	Compound Not Detected.					
*	59 Phenanthrene-d10	188	14.753	14.746	(1.000)	392902	20.0000	
	60 Phenanthrene	178	14.780	14.783	(1.002)	86046	3.60139	70.64
	61 Anthracene	178	Compound Not Detected.					
	62 Carbazole	167	Compound Not Detected.					

	Compounds	QUANT SIG MASS	RT	EXP RT	REL RT	RESPONSE	CONCENTRATIONS ON-COLUMN (ug/mL)	FINAL (ug/kg)
	63 Di-n-butylphthalate	149	Compound Not Detected.					
	64 Fluoranthene	202	16.682	16.674	(1.131)	112698	4.99314	97.94
	65 Pyrene	202	17.024	17.016	(0.896)	129685	4.82335	94.81
$	66 Terphenyl-d14	244	17.398	17.385	(0.915)	284018	17.7439	348.1
	67 Butylbenzylphthalate	149	18.268	18.298	(0.961)	14516	1.17391	23.03
	68 Benzo(a)anthracene	228	18.974	18.955	(0.998)	28488	1.20548	23.65
*	69 Chrysene-d12	240	19.006	18.982	(1.000)	343389	20.0000	
	70 3,3'-Dichlorobenzidine	252	Compound Not Detected.					
	71 Chrysene	228	19.038	19.025	(1.002)	33105	1.42521	27.96
	72 bis(2-Ethylhexyl)phthalate	149	Compound Not Detected.					
*	134 Di-n-octylphthalate-d4	153	20.240	20.227	(1.000)	637525	20.0000	
	73 Di-n-octylphthalate	149	Compound Not Detected.					
	74 Benzo(b)fluoranthene	252	20.603	20.585	(0.975)	24801	2.03998	40.01
	75 Benzo(k)fluoranthene	252	20.635	20.622	(0.976)	23811	2.04570	40.13(M)
	76 Benzo(a)pyrene	252	21.041	21.017	(0.996)	18868	1.72894	33.91
*	77 Perylene-d12	264	21.132	21.103	(1.000)	176103	20.0000	
	78 Indeno(1,2,3-cd)pyrene	276	Compound Not Detected.					
	79 Dibenzo(a,h)anthracene	278	Compound Not Detected.					
	80 Benzo(g,h,i)perylene	276	Compound Not Detected.					

QC Flag Legend

M - Compound response manually integrated.

Analytical Resources, Inc.

INTERNAL STANDARD COMPOUNDS
AREA AND RT SUMMARY

Instrument ID: nt4.i
Lab File ID: ih28b.d
Lab Smp Id: IH28B
Analysis Type: SV
Quant Type: ISTD
Operator: VS
Method File: /chem3/nt4.i/20050802a.b/SW846.m
Misc Info: 05-11882

Calibration Date: 02-AUG-2005
Calibration Time: 21:28
Client Smp ID: AN-RI-SEDC-08B
Level: LOW
Sample Type: Sediment

		AREA LIMIT			
COMPOUND	STANDARD	LOWER	UPPER	SAMPLE	%DIFF
8 1,4-Dichlorobenze	121607	60804	243214	116069	-4.55
27 Naphthalene-d8	430121	215060	860242	424073	-1.41
42 Acenaphthene-d10	229587	114794	459174	230640	0.46
59 Phenanthrene-d10	343054	171527	686108	392902	14.53
69 Chrysene-d12	260573	130286	521146	343389	31.78
134 Di-n-octylphthala	469301	234650	938602	637525	35.85
77 Perylene-d12	283780	141890	567560	176103	-37.94

		RT LIMIT			
COMPOUND	STANDARD	LOWER	UPPER	SAMPLE	%DIFF
8 1,4-Dichlorobenze	7.43	6.93	7.93	7.43	0.10
27 Naphthalene-d8	9.59	9.09	10.09	9.58	-0.03
42 Acenaphthene-d10	12.43	11.93	12.93	12.43	0.02
59 Phenanthrene-d10	14.75	14.25	15.25	14.75	0.05
69 Chrysene-d12	18.98	18.48	19.48	19.01	0.12
134 Di-n-octylphthala	20.23	19.73	20.73	20.24	0.06
77 Perylene-d12	21.10	20.60	21.60	21.13	0.14

AREA UPPER LIMIT = +100% of internal standard area.
AREA LOWER LIMIT = - 50% of internal standard area.
RT UPPER LIMIT = + 0.50 minutes of internal standard RT.
RT LOWER LIMIT = - 0.50 minutes of internal standard RT.

Analytical Resources, Inc.

RECOVERY REPORT

Client Name: ANCHOR
Sample Matrix: SOLID
Lab Smp Id: IH28B
Level: LOW
Data Type: MS DATA
SpikeList File: tclp.spk
Sublist File: PSDDA.sub
Method File: /chem3/nt4.i/20050802a.b/SW846.m
Misc Info: 05-11882

Client SDG: IH28
Fraction: SV
Client Smp ID: AN-RI-SEDC-08B
Operator: VS
SampleType: SAMPLE
Quant Type: ISTD

SURROGATE COMPOUND	CONC ADDED ug/kg	CONC RECOVERED ug/kg	% RECOVERED	LIMITS
$ 1 2-Fluorophenol	735.6	419.7	57.05	24-112
$ 2 Phenol-d5	735.6	432.3	58.77	29-109
$ 5 2-Chlorophenol-d4	735.6	444.5	60.43	34-101
$ 10 1,2-Dichlorobenzen	490.4	241.4	49.23	30-84
$ 18 Nitrobenzene-d5	490.4	291.6	59.46	28-103
$ 36 2-Fluorobiphenyl	490.4	318.3	64.90	33-104
$ 55 2,4,6-Tribromophen	735.6	564.7	76.77	27-134
$ 66 Terphenyl-d14	490.4	348.1	70.98	31-120

Data File: /chem3/nt4.i/20050802a.b/ih28b.d
Date : 03-AUG-2005 06:14
Client ID: AN-RI-SEDC-08B
Sample Info: IH28B
Volume Injected (uL): 1.0
Column phase: RTX-5

Instrument: nt4.i
Operator: VS
Column diameter: 0.32

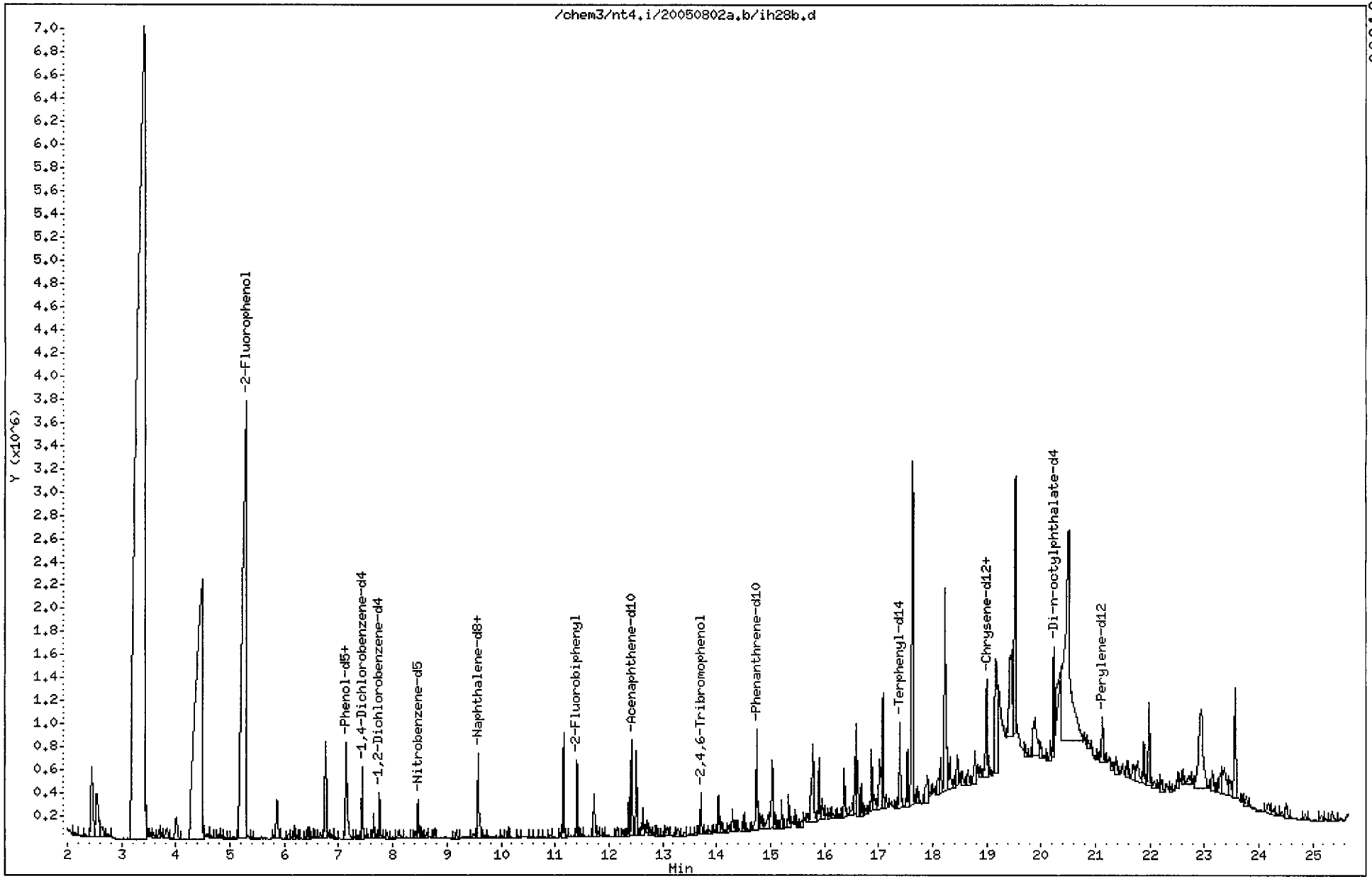

000198

Data File: /chem3/nt4.i/20050802a.b/ih28b.d

Date : 03-AUG-2005 06:14

Client ID: AN-RI-SEDC-08B

Instrument: nt4.i

Sample Info: IH28B

Volume Injected (uL): 1.0

Operator: VS

Column phase: RTX-5

Column diameter: 0.32

15 4-Methylphenol

Concentration: 55.94 ug/kg

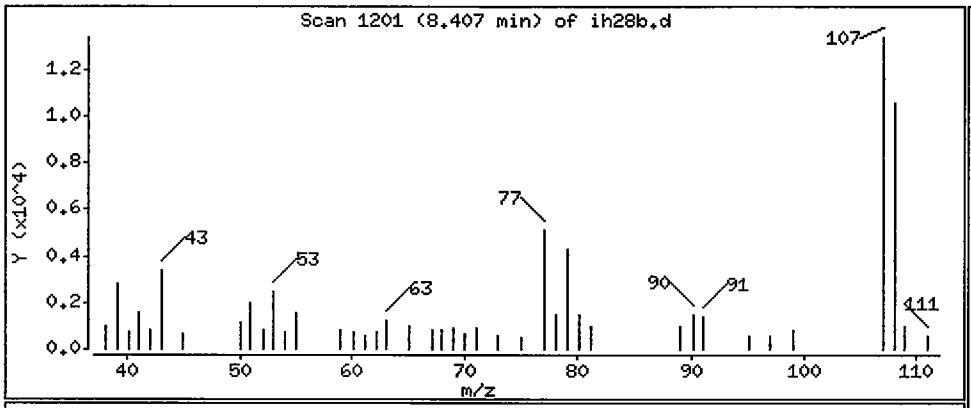

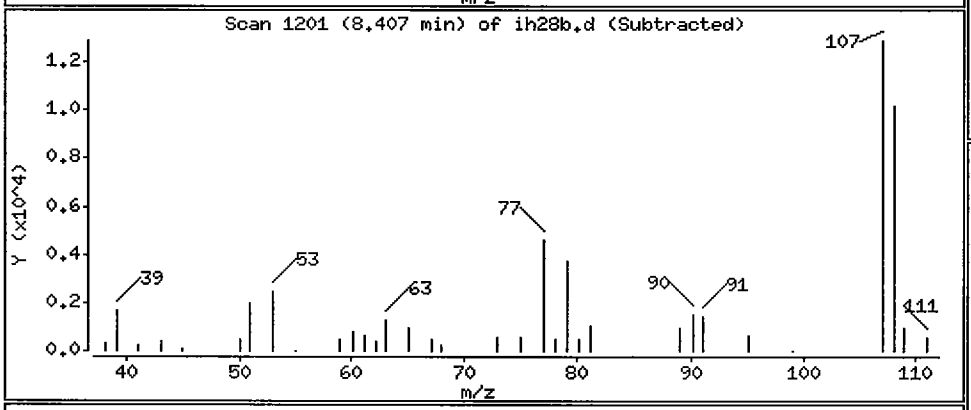

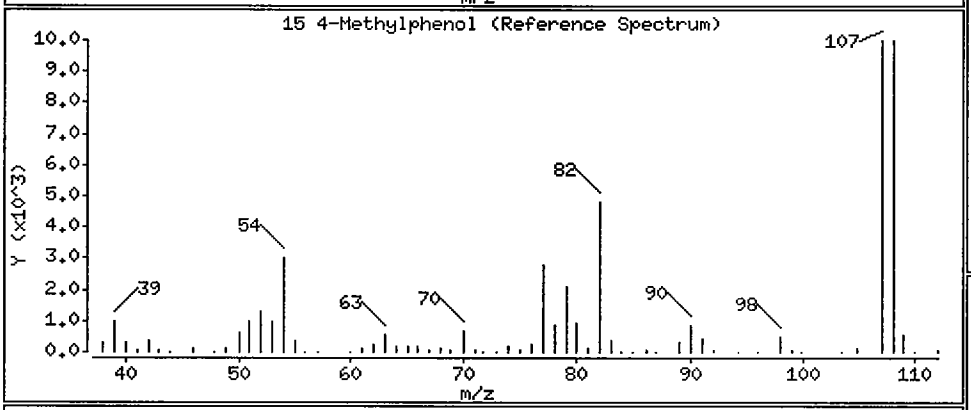

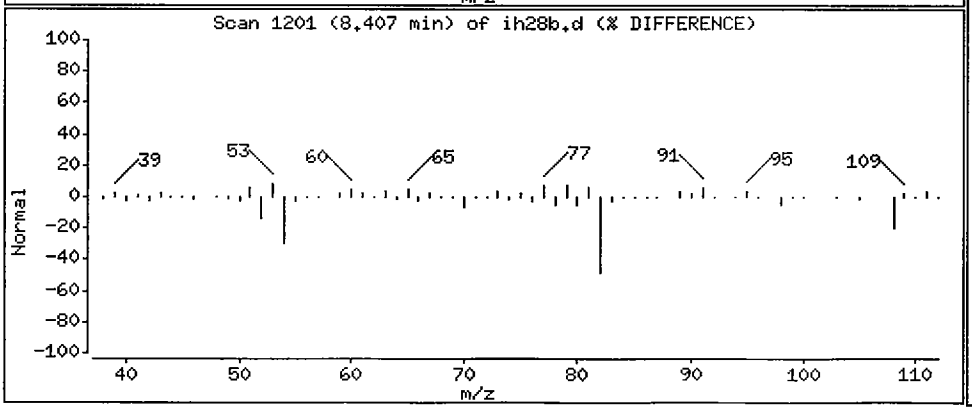

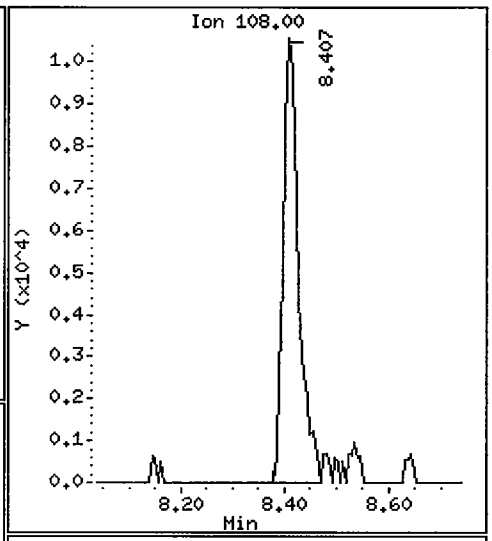

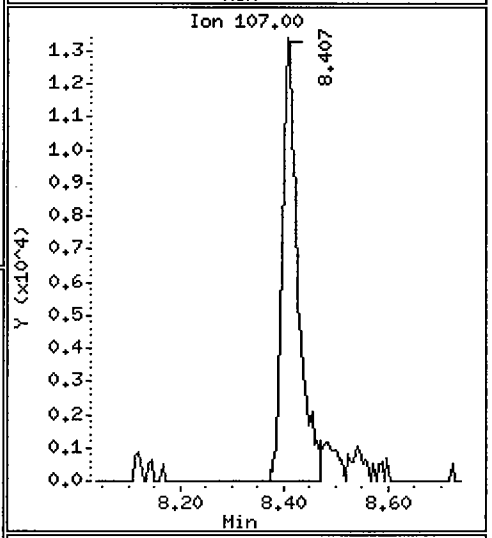

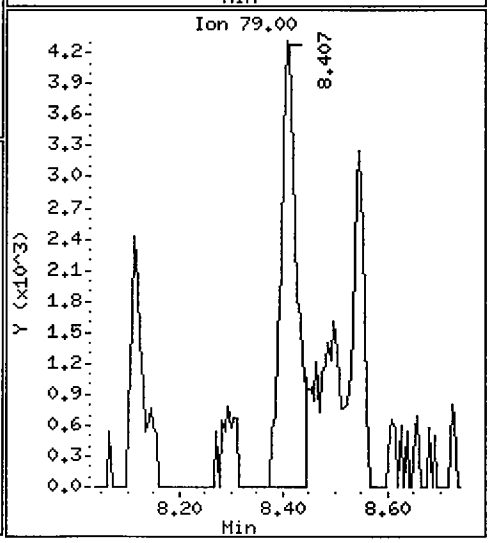

Data File: /chem3/nt4.i/20050802a.b/ih28b.d

Date : 03-AUG-2005 06:14

Client ID: AN-RI-SEDC-08B

Instrument: nt4.i

Sample Info: IH28B

Volume Injected (uL): 1.0

Operator: VS

Column phase: RTX-5

Column diameter: 0.32

28 Naphthalene

Concentration: 90.69 ug/kg

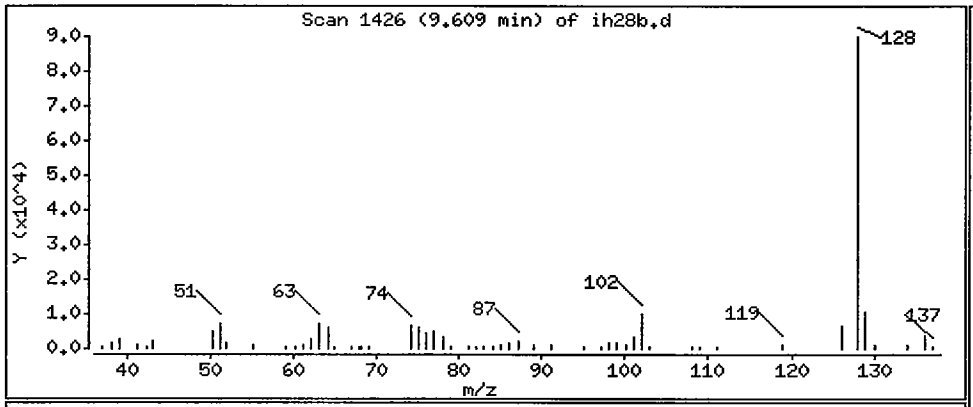

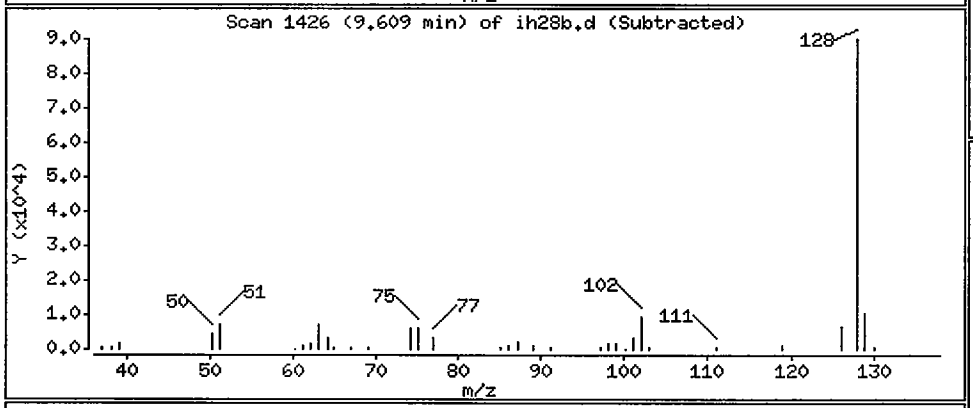

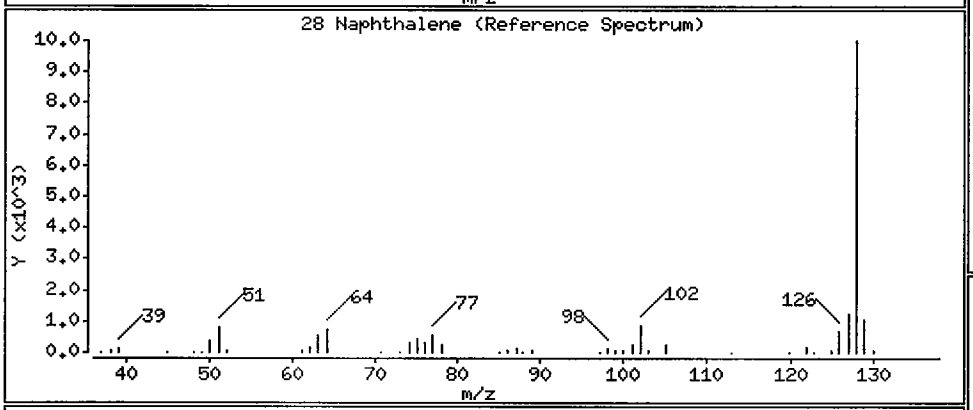

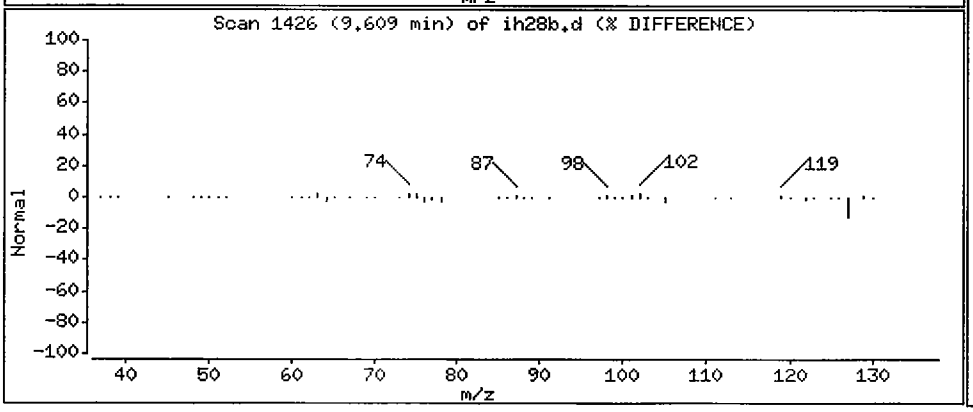

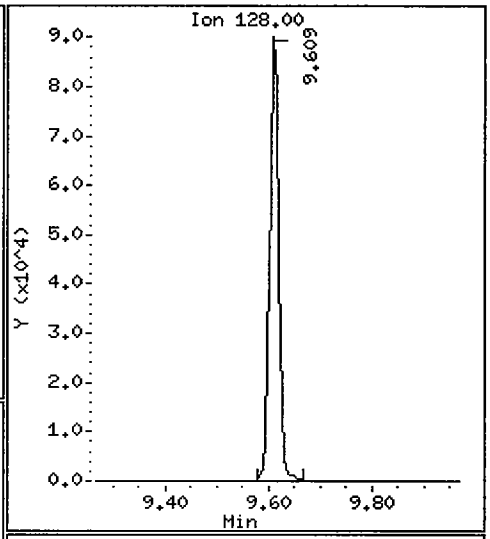

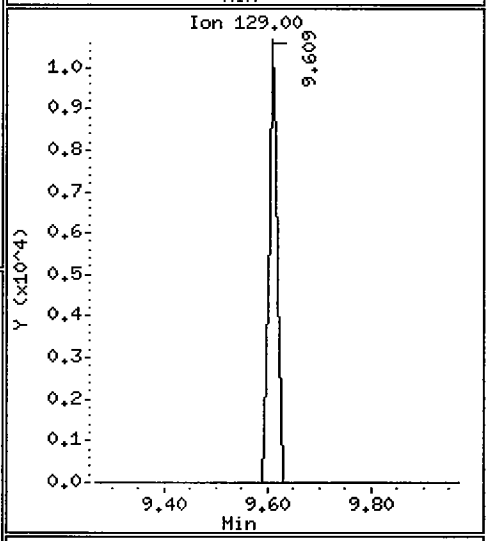

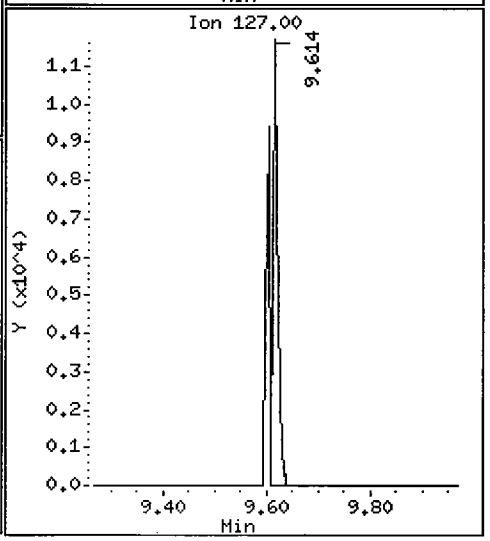

Data File: /chem3/nt4.i/20050802a.b/ih28b.d

Date : 03-AUG-2005 06:14

Client ID: AN-RI-SEDC-08B

Instrument: nt4.i

Sample Info: IH28B

Volume Injected (uL): 1.0

Operator: VS

Column phase: RTX-5

Column diameter: 0.32

60 Phenanthrene

Concentration: 70.64 ug/kg

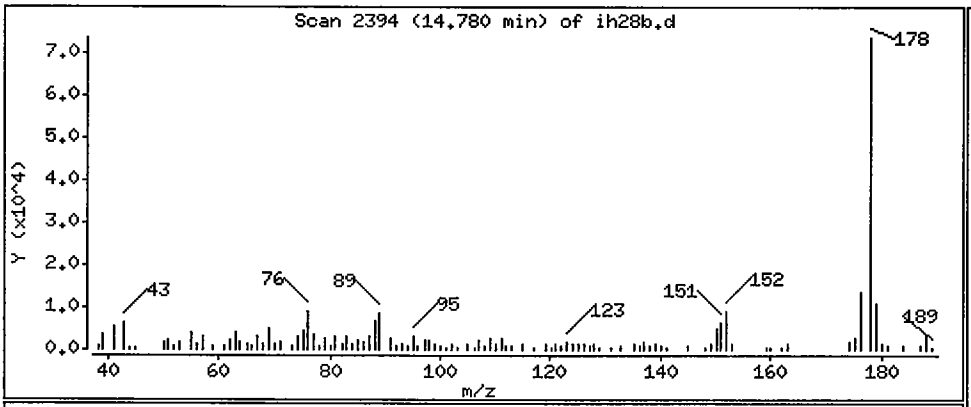

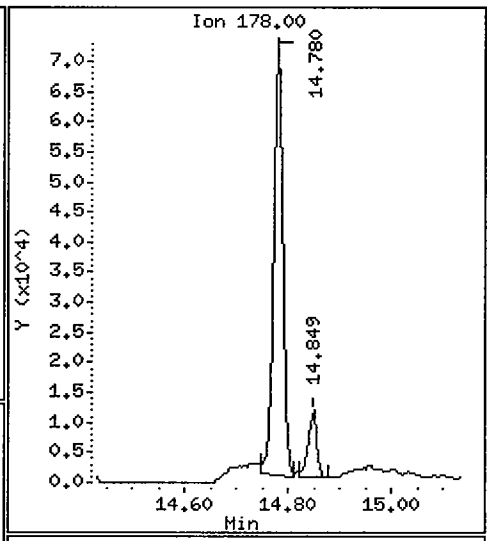

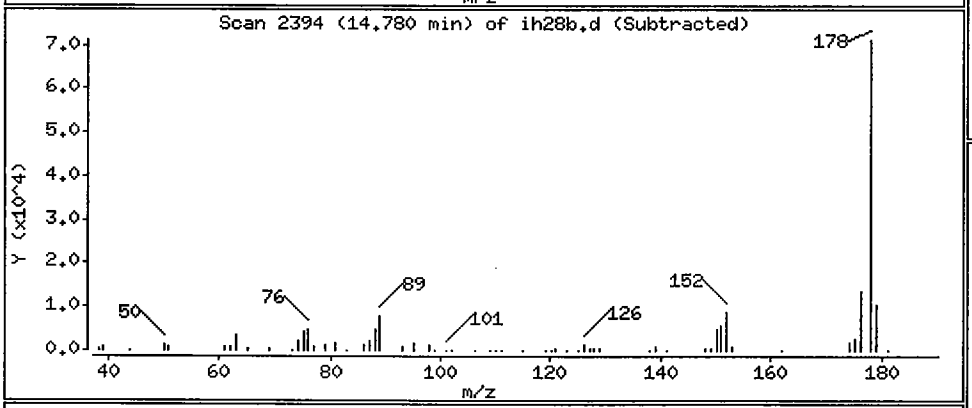

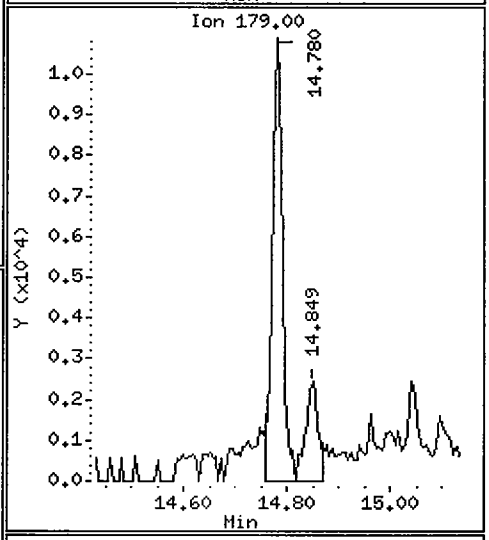

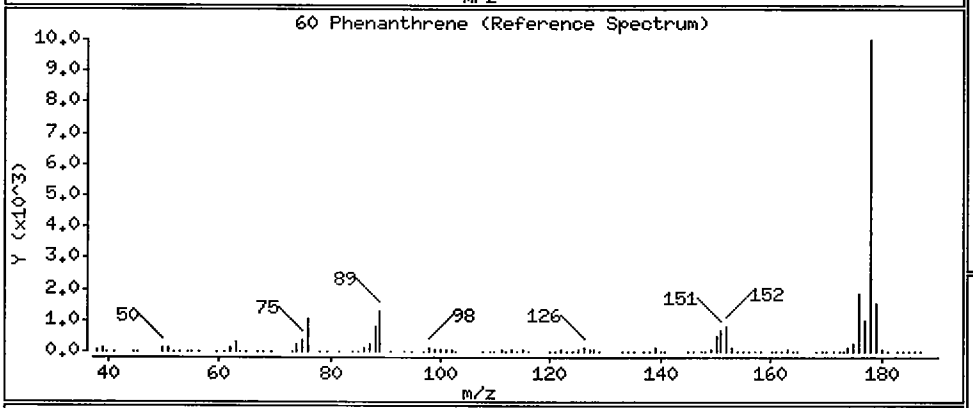

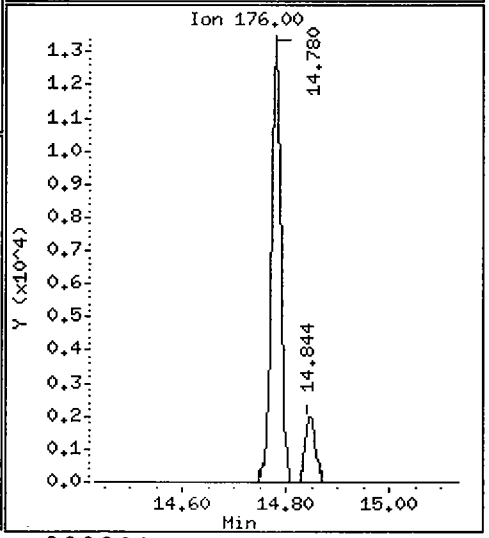

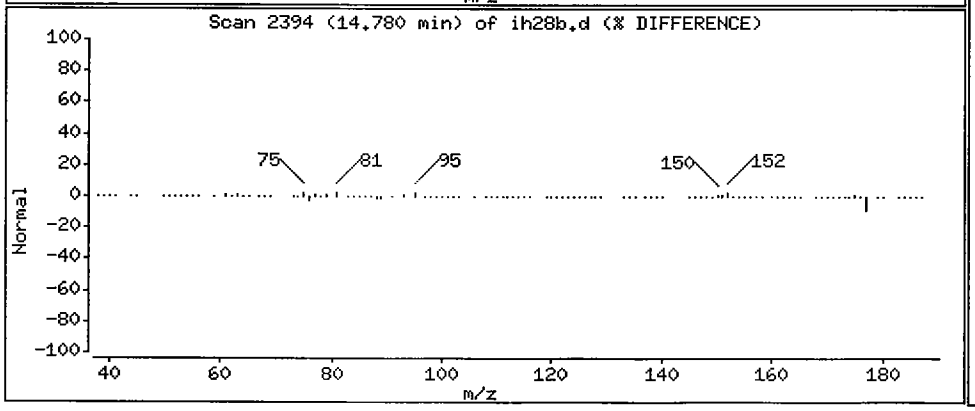

Data File: /chem3/nt4.i/20050802a.b/ih28b.d

Date : 03-AUG-2005 06:14

Client ID: AN-RI-SEDC-08B

Instrument: nt4.i

Sample Info: IH28B

Volume Injected (uL): 1.0

Operator: VS

Column phase: RTX-5

Column diameter: 0.32

64 Fluoranthene

Concentration: 97.94 ug/kg

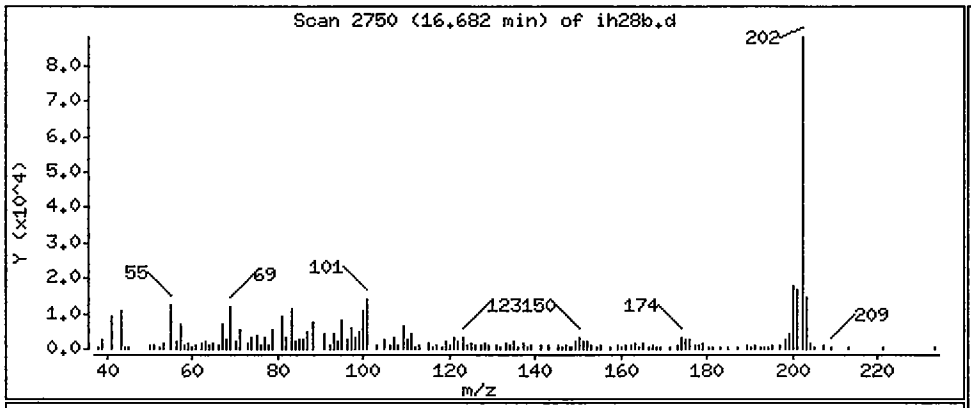

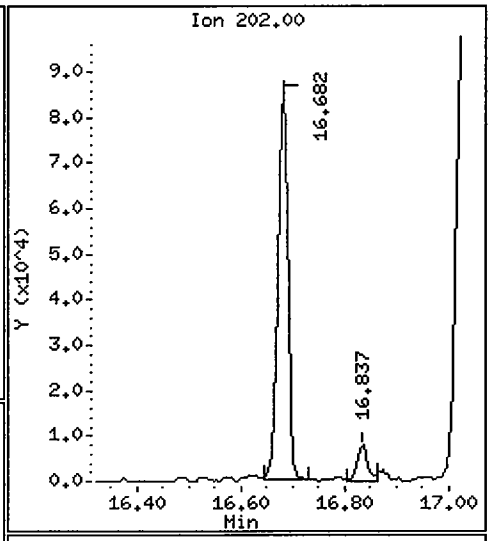

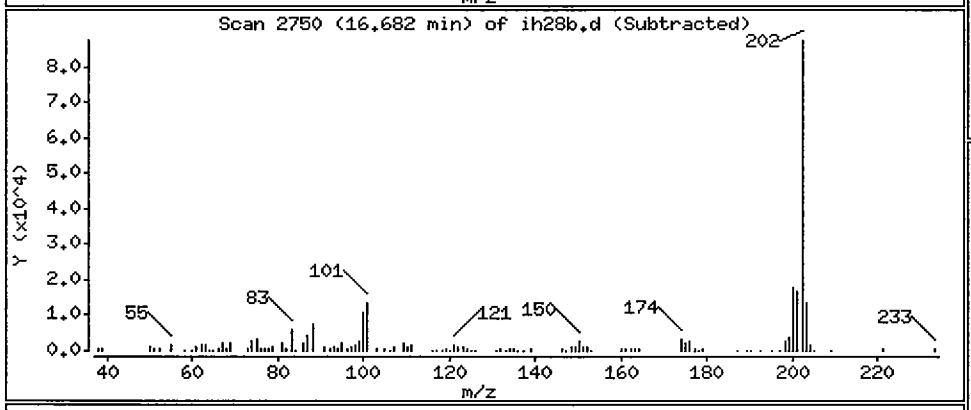

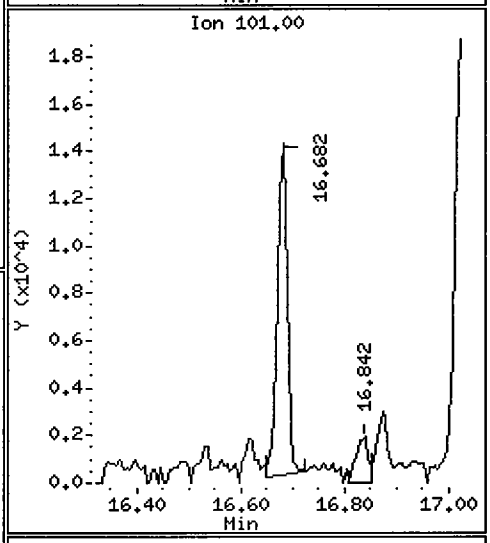

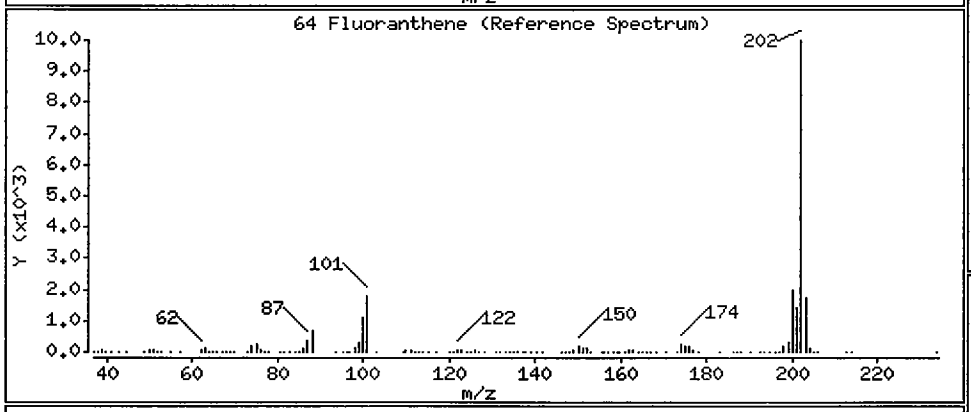

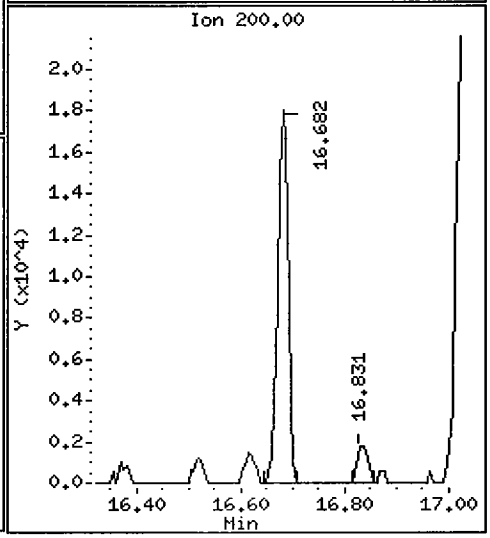

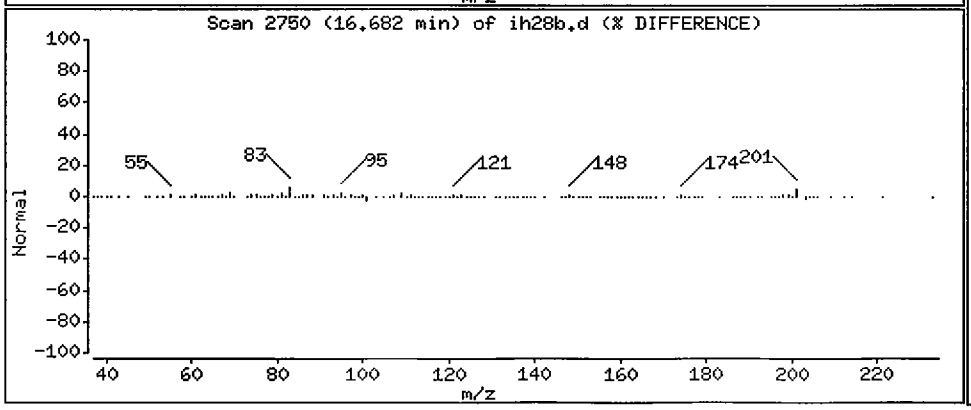

Data File: /chem3/nt4.i/20050802a.b/ih28b.d

Date : 03-AUG-2005 06:14

Client ID: AN-RI-SEDC-08B

Instrument: nt4.i

Sample Info: IH28B

Volume Injected (uL): 1.0

Operator: VS

Column phase: RTX-5

Column diameter: 0.32

65 Pyrene

Concentration: 94.81 ug/kg

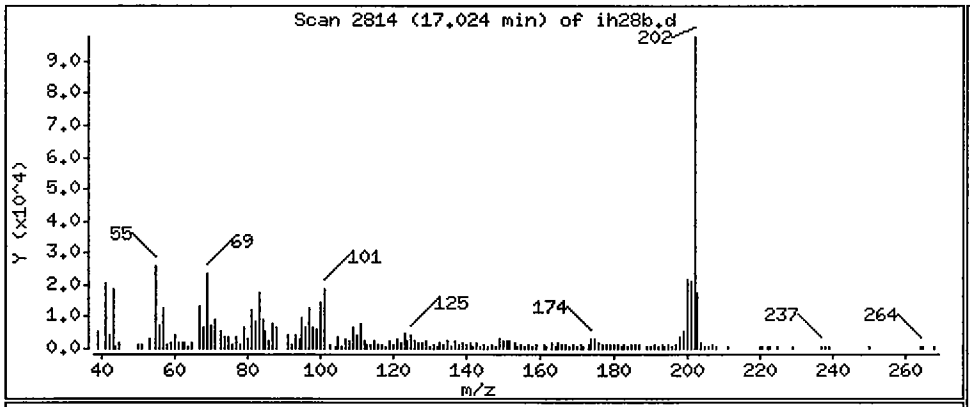

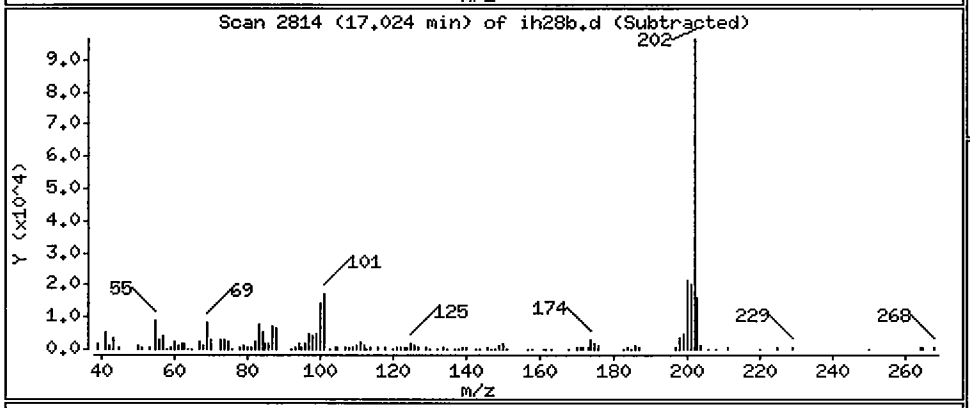

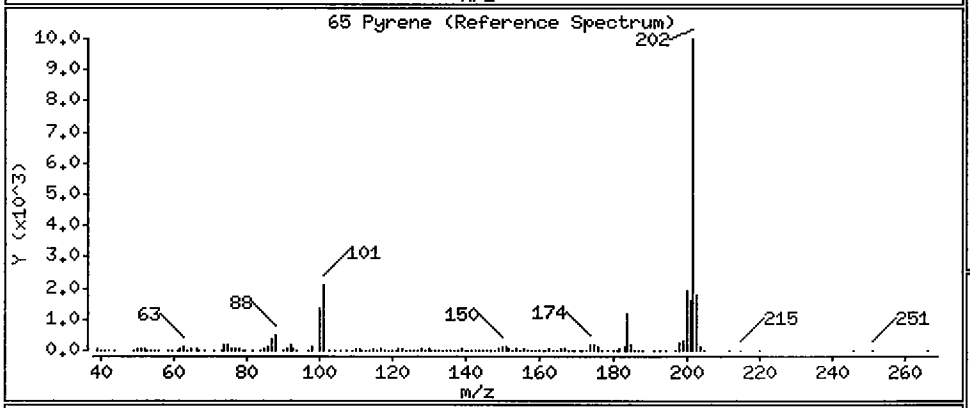

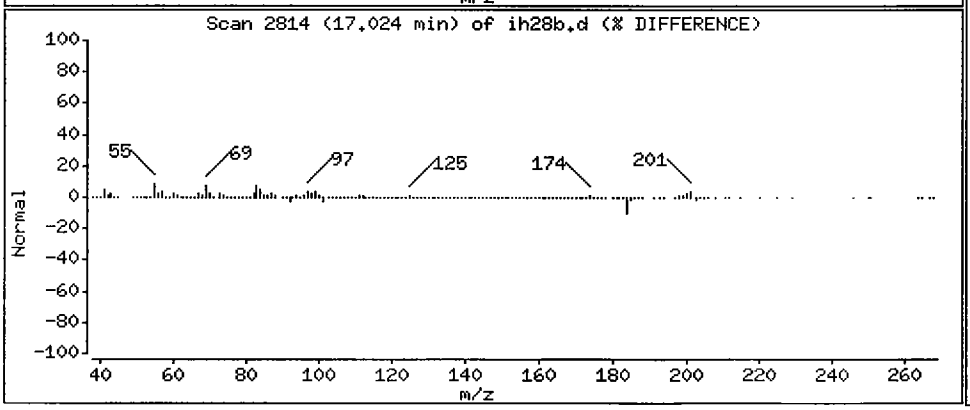

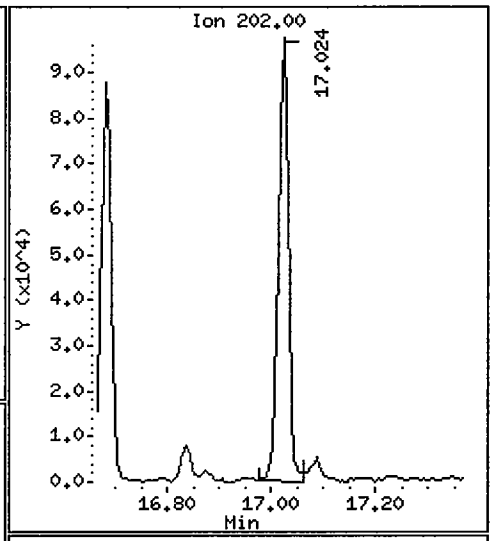

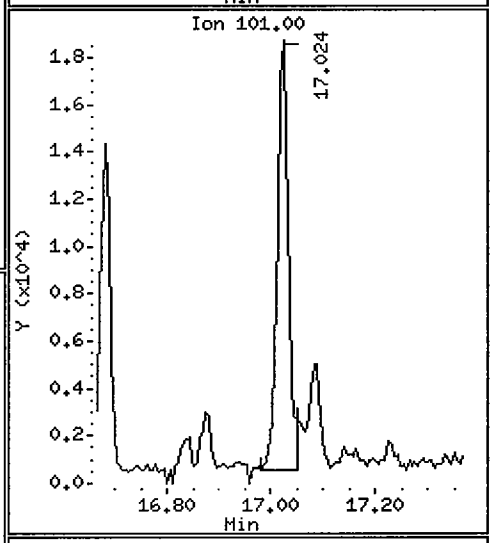

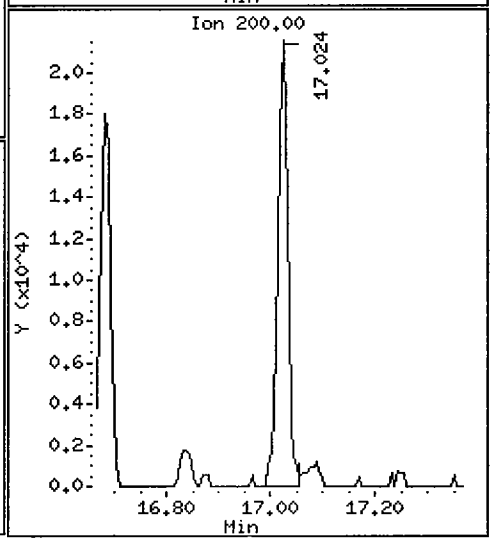

Data File: /chem3/nt4.i/20050802a.b/ih28b.d

Date : 03-AUG-2005 06:14

Client ID: AN-RI-SEDC-08B

Instrument: nt4.i

Sample Info: IH28B

Volume Injected (uL): 1.0

Operator: VS

Column phase: RTX-5

Column diameter: 0.32

67 Butylbenzylphthalate

Concentration: 23.03 ug/kg

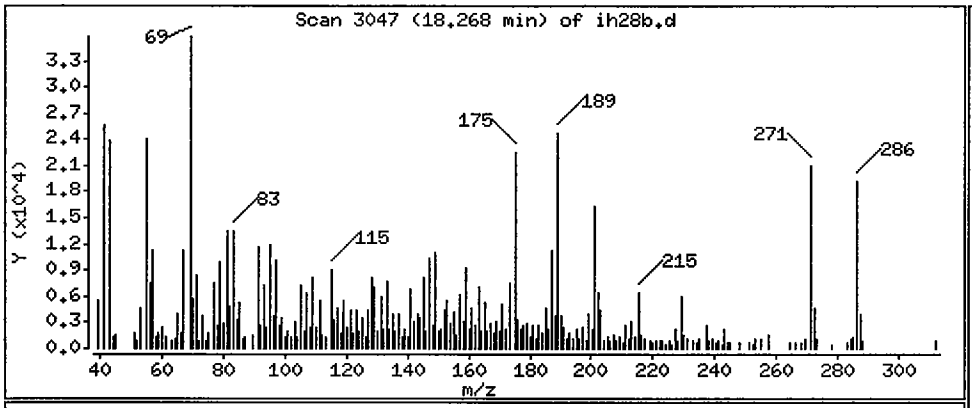

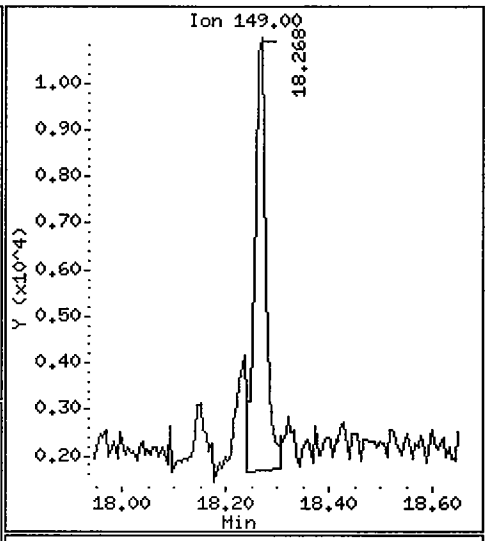

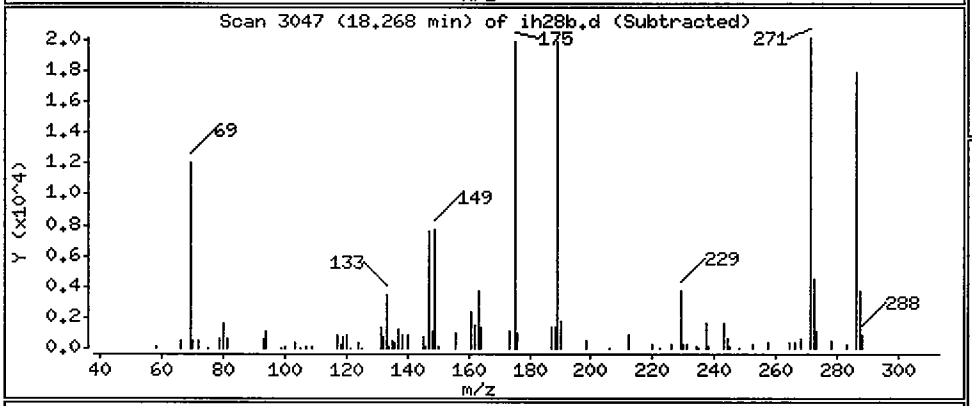

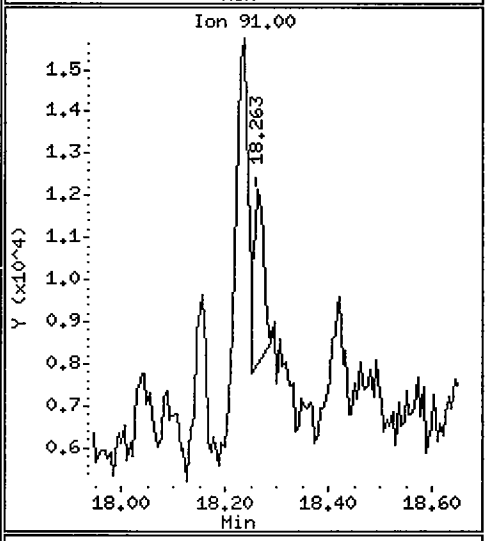

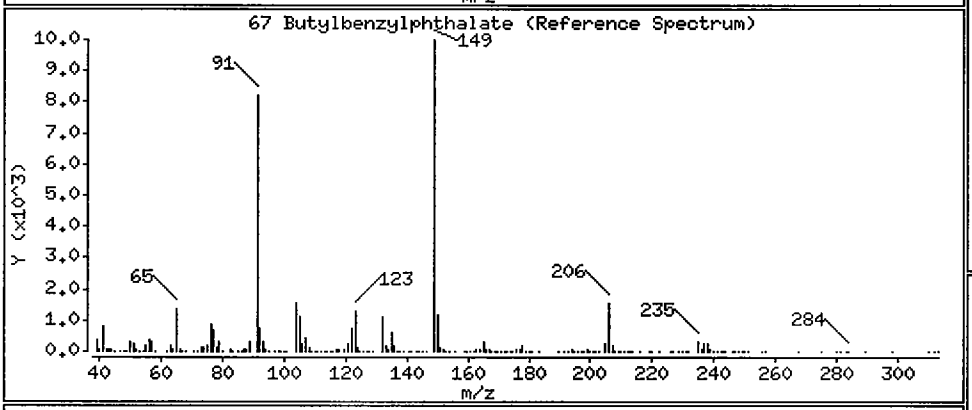

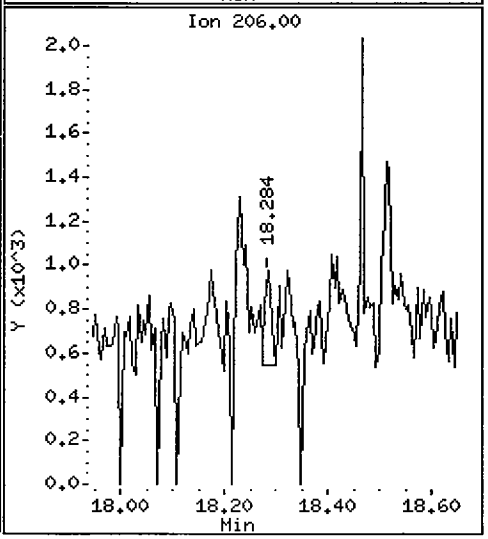

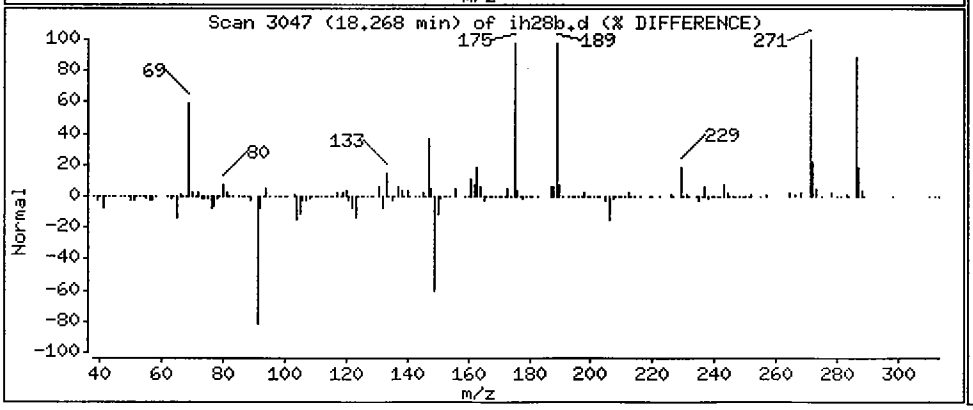

Data File: /chem3/nt4.i/20050802a.b/ih28b.d

Date : 03-AUG-2005 06:14

Client ID: AN-RI-SEDC-08B

Instrument: nt4.i

Sample Info: IH28B

Volume Injected (uL): 1.0

Operator: VS

Column phase: RTX-5

Column diameter: 0.32

68 Benzo(a)anthracene

Concentration: 23.65 ug/kg

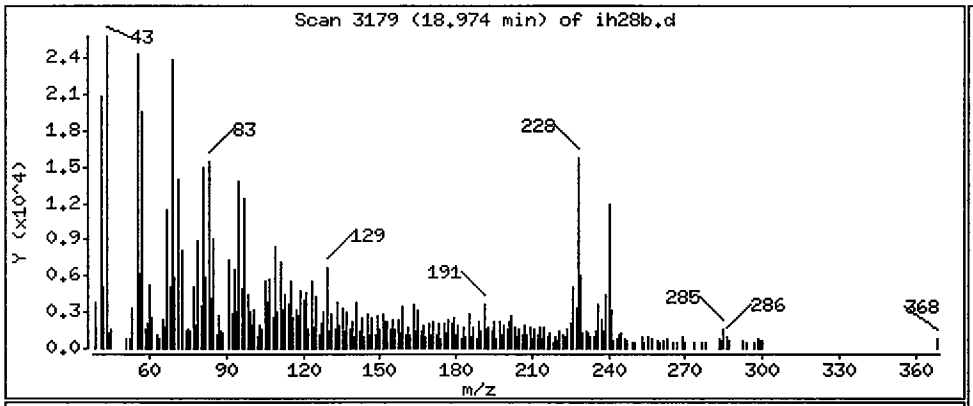

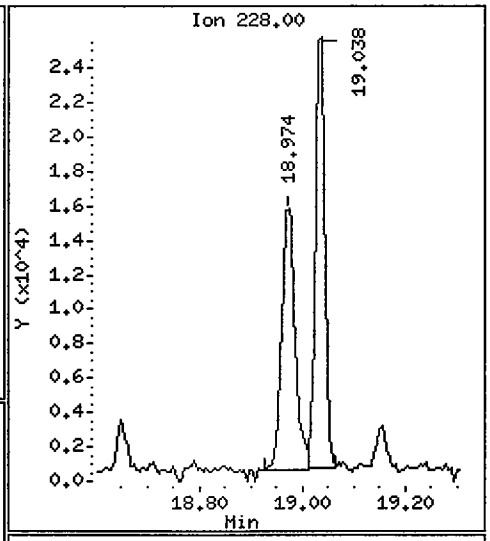

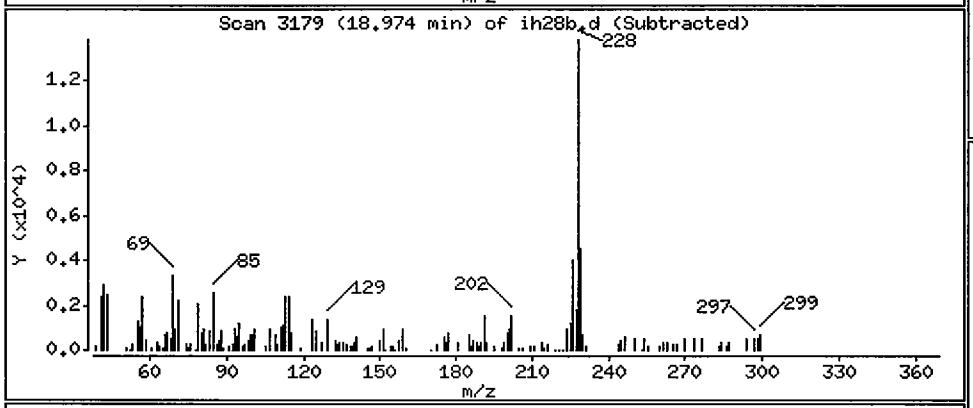

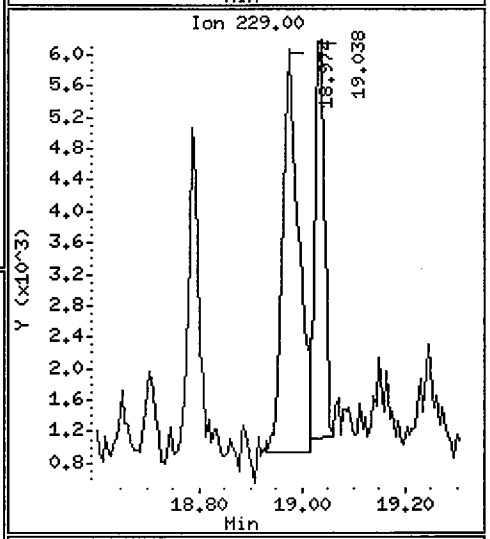

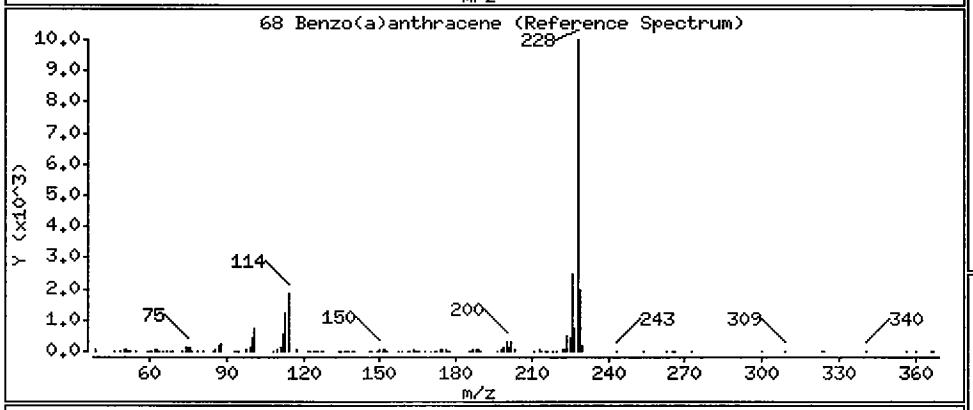

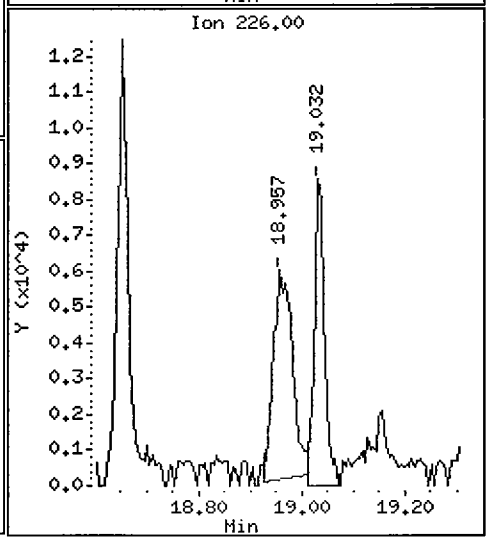

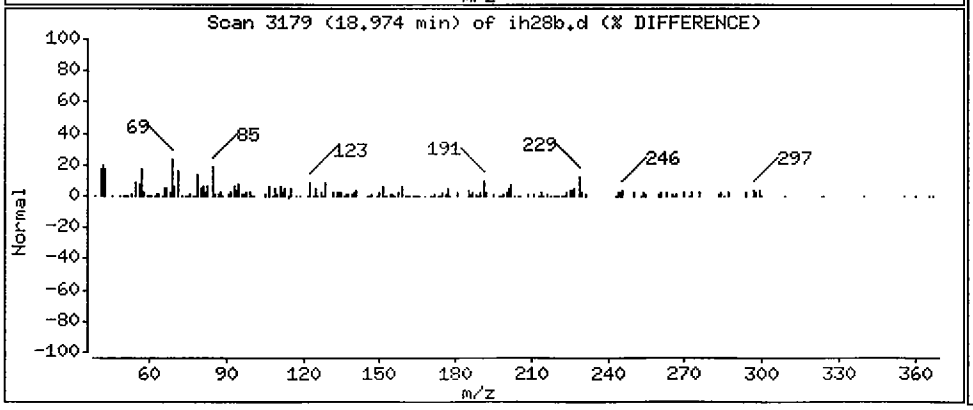

Data File: /chem3/nt4.i/20050802a.b/ih28b.d

Date : 03-AUG-2005 06:14

Client ID: AN-RI-SEDC-08B

Instrument: nt4.i

Sample Info: IH28B

Volume Injected (uL): 1.0

Operator: VS

Column phase: RTX-5

Column diameter: 0.32

71 Chrysene

Concentration: 27.96 ug/kg

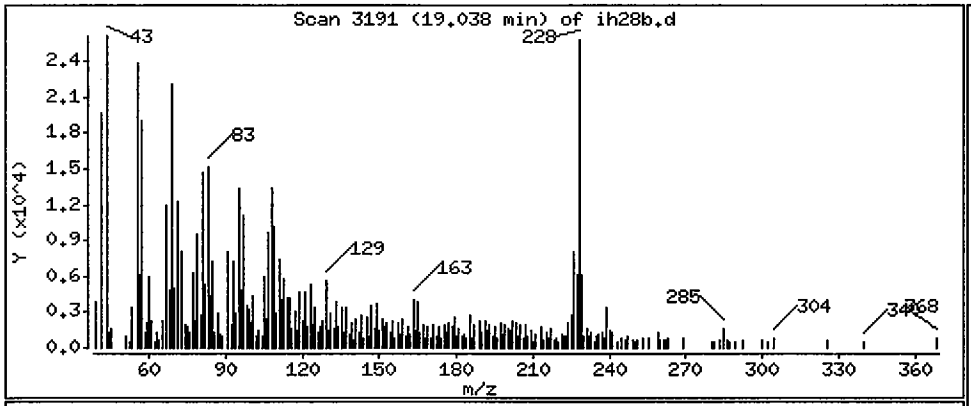

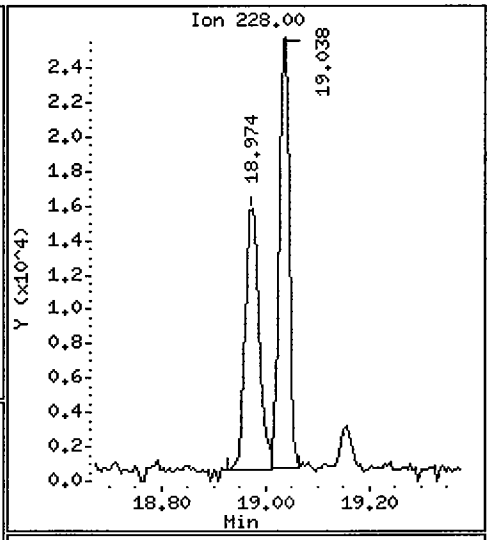

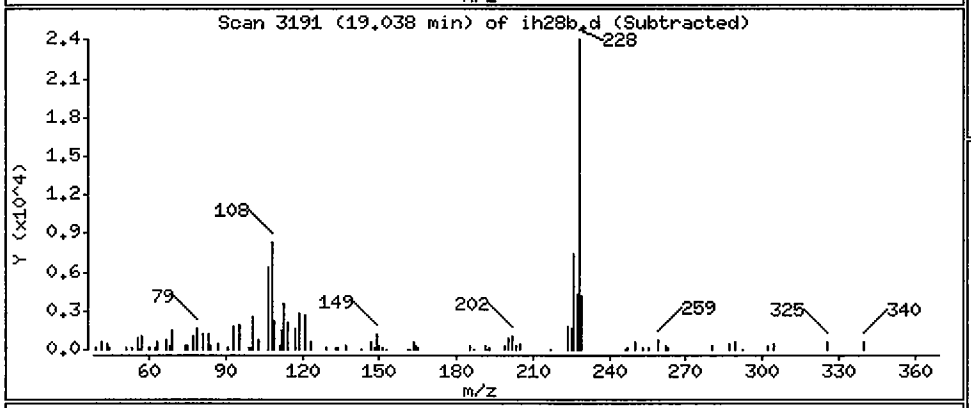

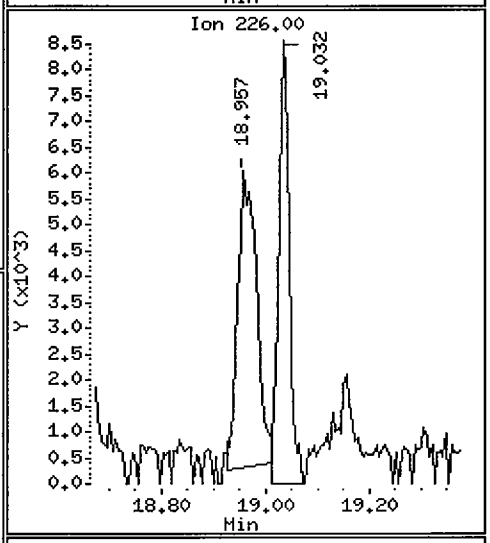

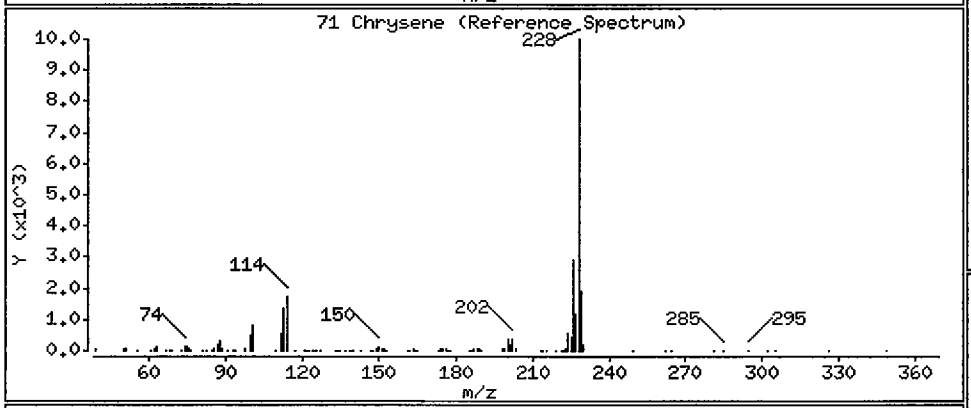

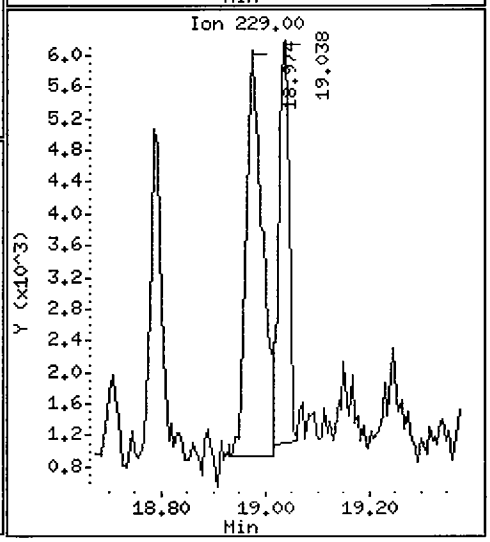

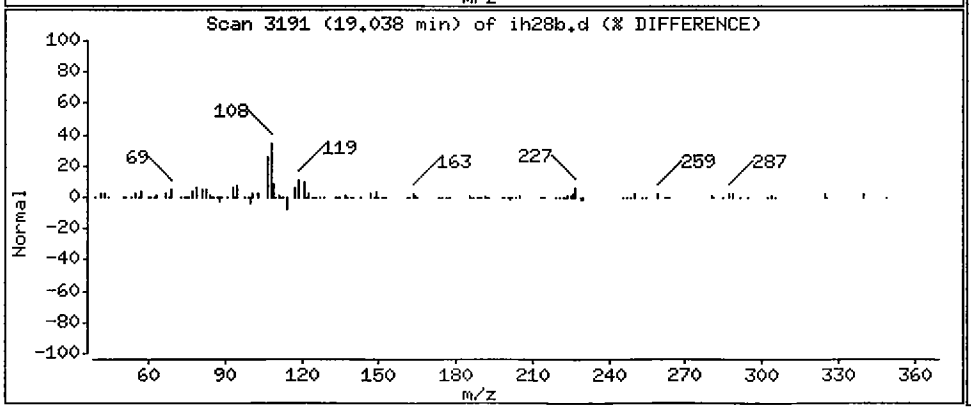

Data File: /chem3/nt4.i/20050802a.b/ih28b.d

Date : 03-AUG-2005 06:14

Client ID: AN-RI-SEDC-08B

Instrument: nt4.i

Sample Info: IH28B

Volume Injected (uL): 1.0

Operator: VS

Column phase: RTX-5

Column diameter: 0.32

74 Benzo(b)fluoranthene

Concentration: 40.01 ug/kg

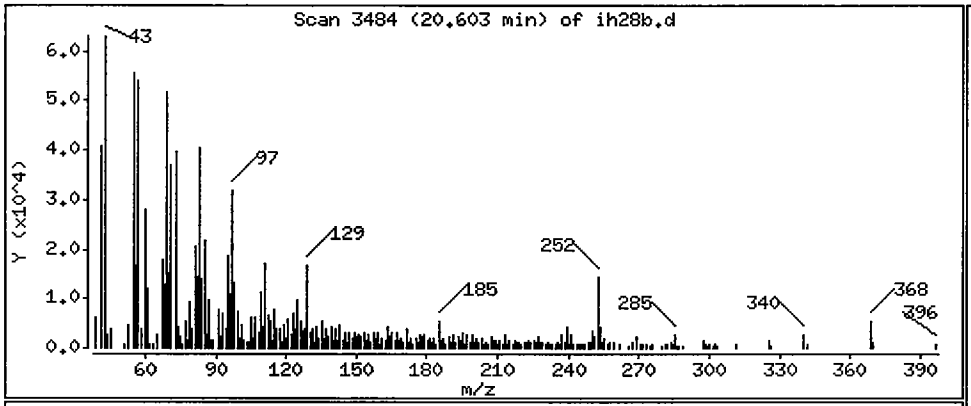

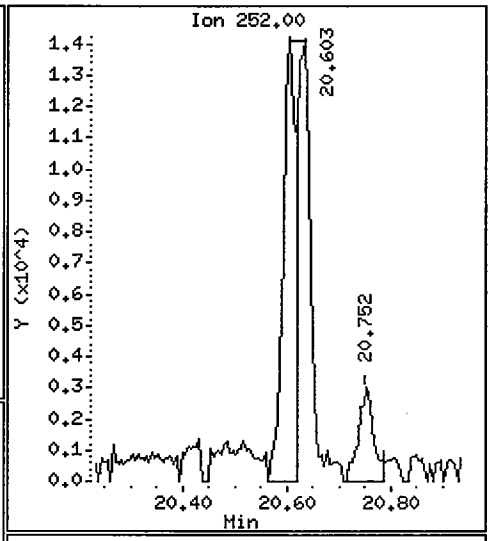

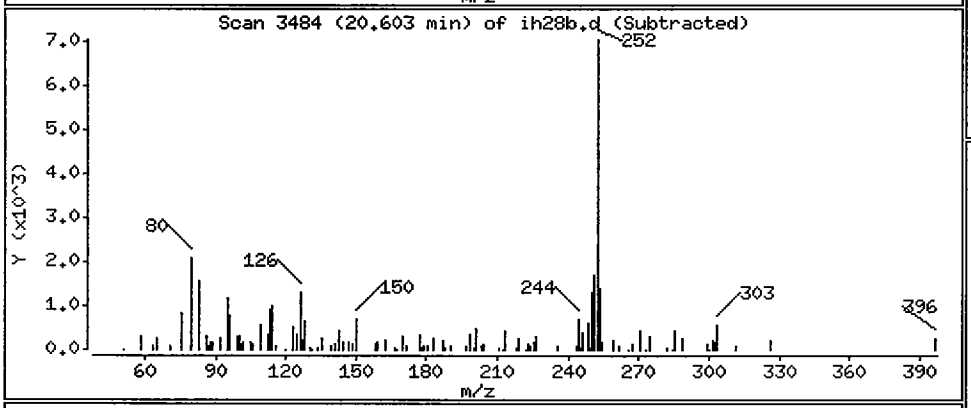

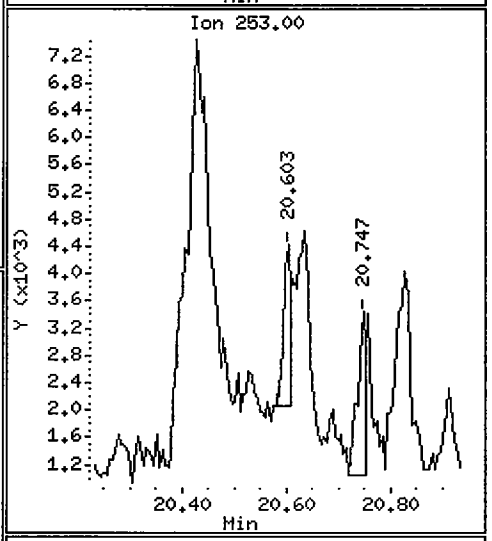

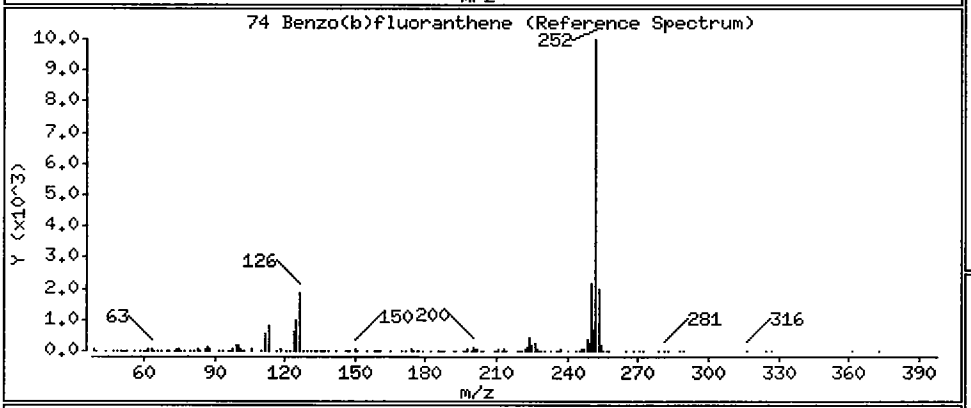

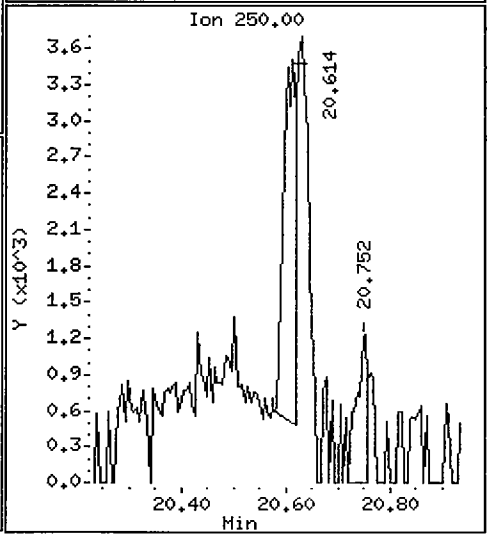

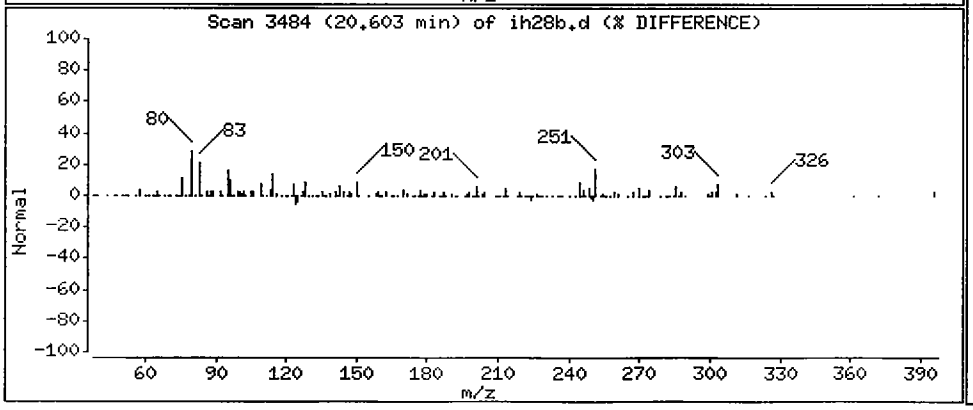

Data File: /chem3/nt4.i/20050802a.b/ih28b.d

Date : 03-AUG-2005 06:14

Client ID: AN-RI-SEDC-08B

Instrument: nt4.i

Sample Info: IH28B

Volume Injected (uL): 1.0

Operator: VS

Column phase: RTX-5

Column diameter: 0.32

75 Benzo(k)fluoranthene

Concentration: 40.13 ug/kg

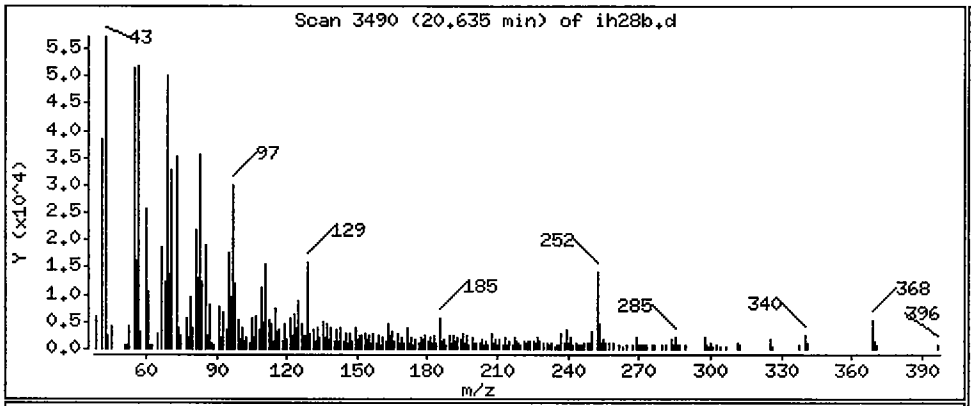

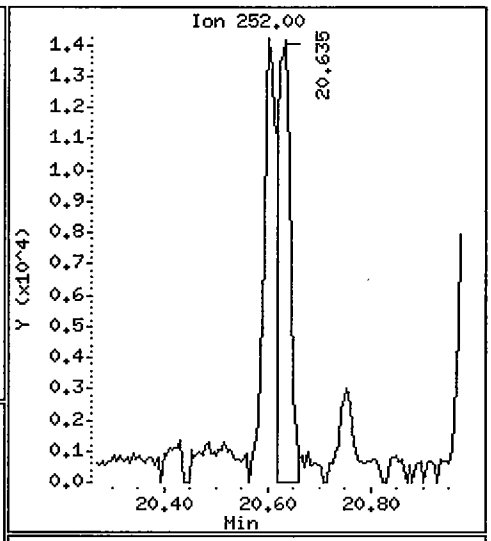

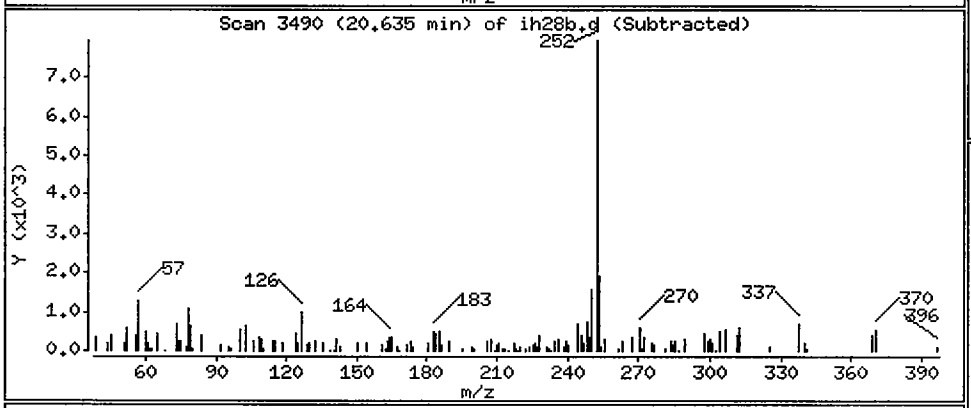

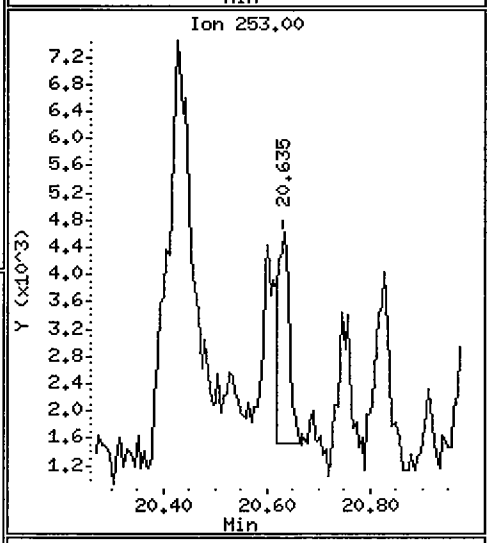

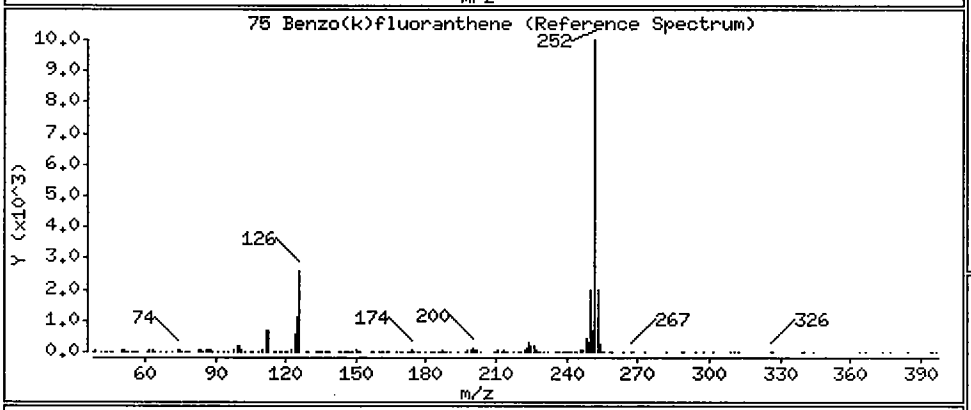

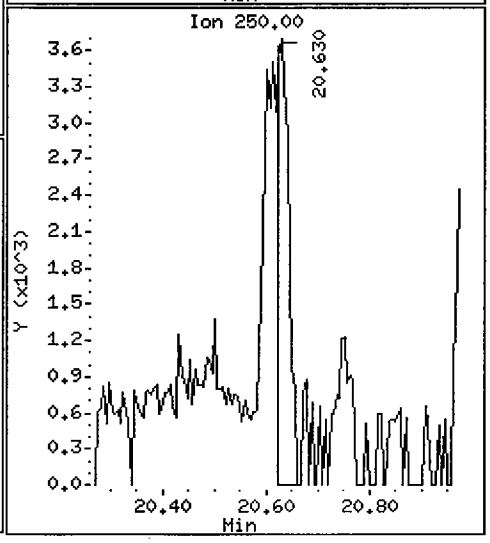

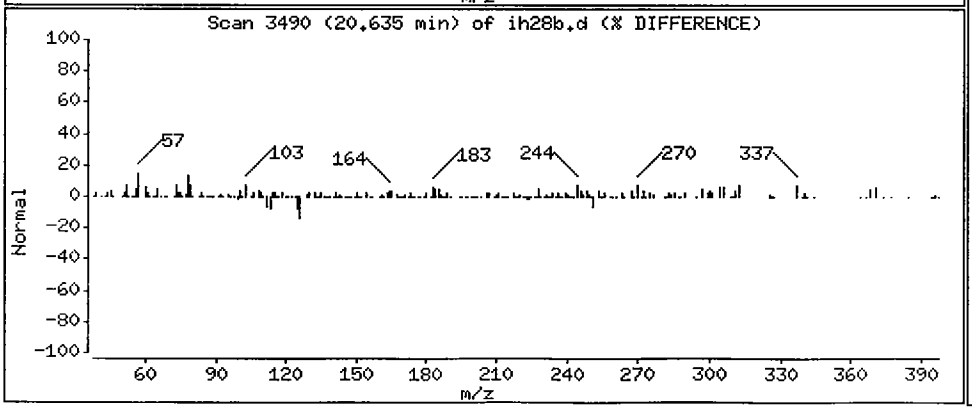

Data File: /chem3/nt4.i/20050802a.b/ih28b.d

Date : 03-AUG-2005 06:14

Client ID: AN-RI-SEDC-08B

Instrument: nt4.i

Sample Info: IH28B

Volume Injected (uL): 1.0

Operator: VS

Column phase: RTX-5

Column diameter: 0.32

76 Benzo(a)pyrene

Concentration: 33.91 ug/kg

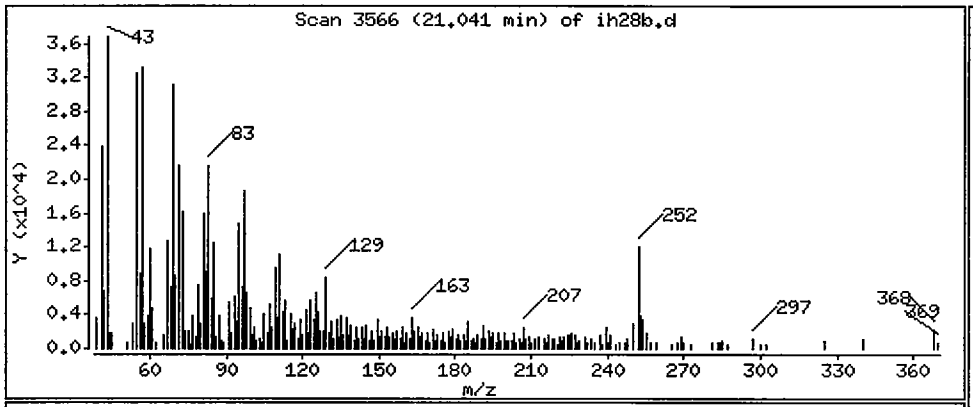

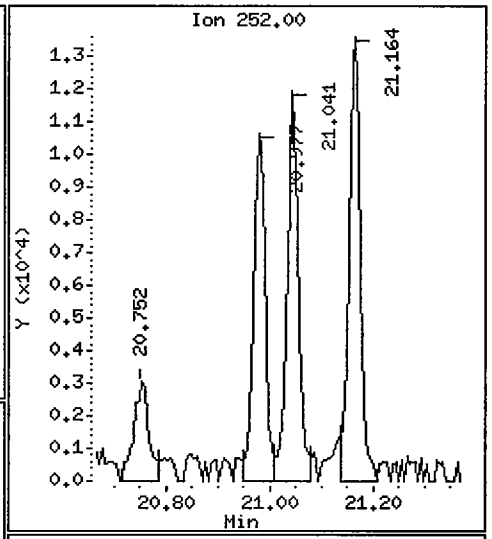

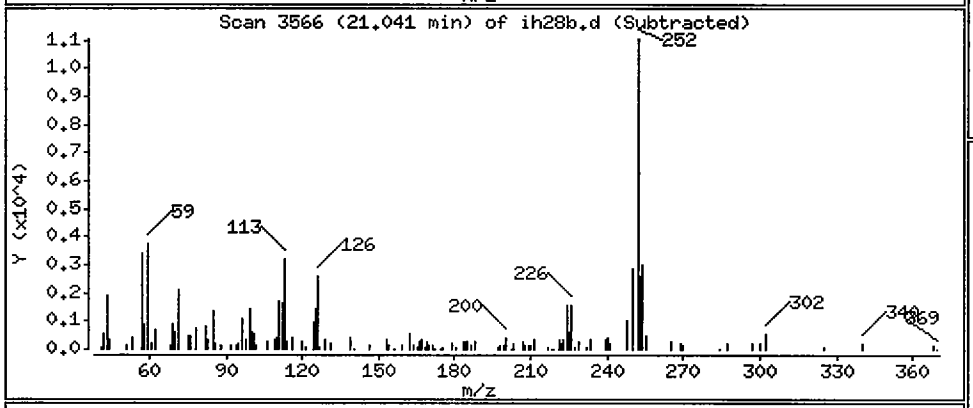

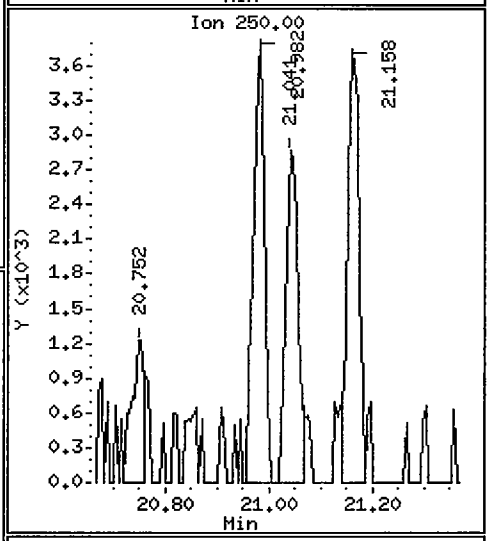

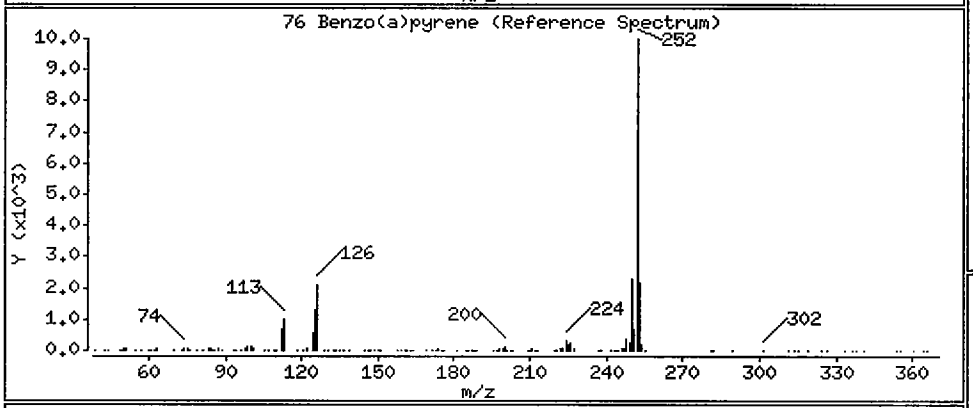

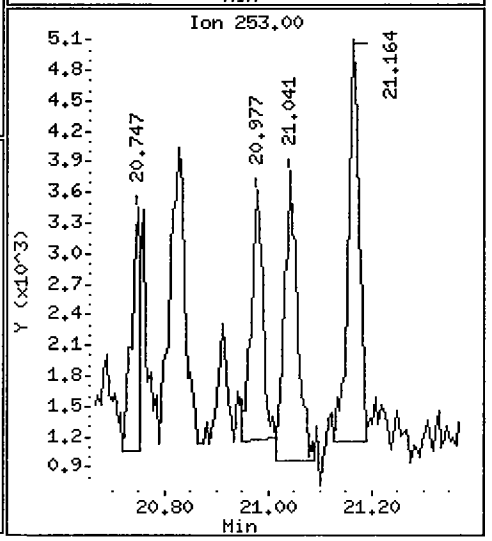

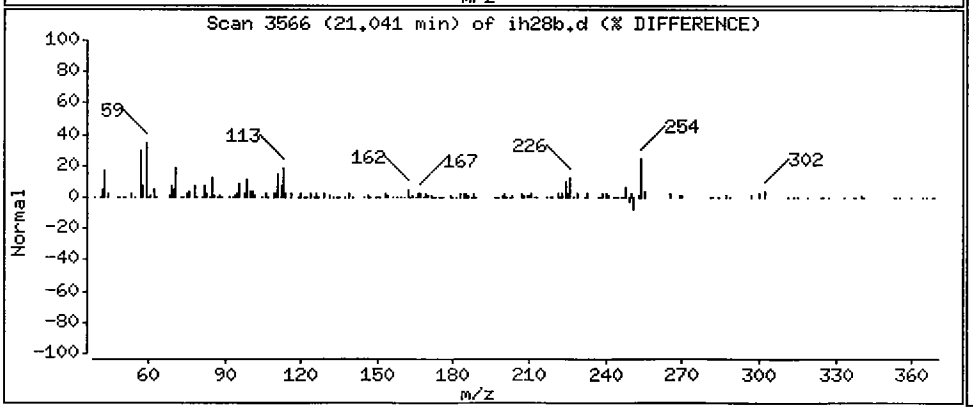

ANALYTICAL RESOURCES INCORPORATED

ORGANICS ANALYSIS DATA SHEET
PSDDA Semivolatiles by SW8270D GC/MS **Sample ID: AN-RI-SEDC-08C**
Page 1 of 1 **SAMPLE**

Lab Sample ID: IH28C
LIMS ID: 05-11883
Matrix: Sediment
Data Release Authorized:
Reported: 08/04/05

QC Report No: IH28-Anchor Environmental
Project: KC Former Scott Mill
00010501/T2
Date Sampled: 07/13/05
Date Received: 07/18/05

Date Extracted: 07/25/05
Date Analyzed: 08/03/05 06:46
Instrument/Analyst: NT4/LJR
GPC Cleanup: No

Sample Amount: 26.0 g-dry-wt
Final Extract Volume: 0.5 mL
Dilution Factor: 1.00
Percent Moisture: 31.2%
pH: 7.8

CAS Number	Analyte	RL	Result
108-95-2	Phenol	19	< 19 U
100-51-6	Benzyl Alcohol	19	< 19 U
95-48-7	2-Methylphenol	19	< 19 U
106-44-5	4-Methylphenol	19	< 19 U
67-72-1	Hexachloroethane	19	< 19 U
105-67-9	2,4-Dimethylphenol	19	< 19 U
65-85-0	Benzoic Acid	190	< 190 U
120-82-1	1,2,4-Trichlorobenzene	19	< 19 U
91-20-3	Naphthalene	19	< 19 U
87-68-3	Hexachlorobutadiene	19	< 19 U
91-57-6	2-Methylnaphthalene	19	< 19 U
131-11-3	Dimethylphthalate	19	< 19 U
208-96-8	Acenaphthylene	19	< 19 U
83-32-9	Acenaphthene	19	< 19 U
132-64-9	Dibenzofuran	19	< 19 U
84-66-2	Diethylphthalate	19	< 19 U
86-73-7	Fluorene	19	< 19 U
86-30-6	N-Nitrosodiphenylamine	19	< 19 U
87-86-5	Pentachlorophenol	96	< 96 U
85-01-8	Phenanthrene	19	< 19 U
120-12-7	Anthracene	19	< 19 U
84-74-2	Di-n-Butylphthalate	19	< 19 U
206-44-0	Fluoranthene	19	< 19 U
129-00-0	Pyrene	19	< 19 U
85-68-7	Butylbenzylphthalate	19	< 19 U
56-55-3	Benzo(a)anthracene	19	< 19 U
117-81-7	bis(2-Ethylhexyl)phthalate	19	< 19 U
218-01-9	Chrysene	19	< 19 U
117-84-0	Di-n-Octyl phthalate	19	< 19 U
205-99-2	Benzo(b)fluoranthene	19	< 19 U
207-08-9	Benzo(k)fluoranthene	19	< 19 U
50-32-8	Benzo(a)pyrene	19	< 19 U
193-39-5	Indeno(1,2,3-cd)pyrene	19	< 19 U
53-70-3	Dibenz(a,h)anthracene	19	< 19 U
191-24-2	Benzo(g,h,i)perylene	19	< 19 U

Reported in µg/kg (ppb)

Semivolatile Surrogate Recovery

d5-Nitrobenzene	48.4%	2-Fluorobiphenyl	52.4%
d14-p-Terphenyl	57.6%	d4-1,2-Dichlorobenzene	44.0%
d5-Phenol	46.1%	2-Fluorophenol	50.4%
2,4,6-Tribromophenol	61.1%	d4-2-Chlorophenol	48.5%

Analytical Resources, Inc.

Semivolatile Report SW846 Method 8270C

Data file : /chem3/nt4.i/20050802a.b/ih28c.d
Lab Smp Id: IH28C Client Smp ID: AN-RI-SEDC-08C
Inj Date : 03-AUG-2005 06:46
Operator : VS Inst ID: nt4.i
Smp Info : IH28C
Misc Info : 05-11883
Comment : 1ul Injection
Method : /chem3/nt4.i/20050802a.b/SW846.m
Meth Date : 03-Aug-2005 16:32 jeff Quant Type: ISTD
Cal Date : 02-AUG-2005 20:22 Cal File: 0100802.d
Als bottle: 26
Dil Factor: 1.00000
Integrator: HP RTE Compound Sublist: PSDDA.sub
Target Version: 3.50

Concentration Formula: Amt * DF * Vt/(Ws * (100 - M)/100) * CpndVariable

Name	Value	Description
DF	1.00000	Dilution Factor
Vt	500.00000	Volume of final extract (uL)
Ws	37.90000	Weight of sample extracted (g)
M	31.20000	% Moisture

Cpnd Variable Local Compound Variable

	Compounds	QUANT SIG MASS	RT	EXP RT	REL RT	RESPONSE	CONCENTRATIONS ON-COLUMN (ug/mL)	CONCENTRATIONS FINAL (ug/kg)
$	1 2-Fluorophenol	112	5.187	5.135	(0.699)	131399	18.8756	361.9
$	2 Phenol-d5	99	7.132	7.112	(0.960)	156272	17.3239	332.2
	3 Phenol	94	Compound Not Detected.					
$	5 2-Chlorophenol-d4	132	7.127	7.117	(0.960)	131375	18.2443	349.8
	4 Bis(2-Chloroethyl)ether	93	Compound Not Detected.					
	6 2-Chlorophenol	128	Compound Not Detected.					
	7 1,3-Dichlorobenzene	146	Compound Not Detected.					
*	8 1,4-Dichlorobenzene-d4	152	7.426	7.427	(1.000)	99472	20.0000	
	9 1,4-Dichlorobenzene	146	Compound Not Detected.					
$	10 1,2-Dichlorobenzene-d4	152	7.746	7.753	(1.043)	50320	11.0456	211.8
	12 1,2-Dichlorobenzene	146	Compound Not Detected.					
	11 Benzyl alcohol	108	Compound Not Detected.					
	14 2,2'-oxybis(1-Chloropropane)	45	Compound Not Detected.					
	13 2-Methylphenol	108	Compound Not Detected.					
	17 Hexachloroethane	117	Compound Not Detected.					

	Compounds	QUANT SIG MASS	RT	EXP RT	REL RT	RESPONSE	CONCENTRATIONS ON-COLUMN (ug/mL)	FINAL (ug/kg)
	16 N-Nitroso-di-n-propylamine	70	Compound Not Detected.					
	15 4-Methylphenol	108	Compound Not Detected.					
$	18 Nitrobenzene-d5	82	8.462	8.469	(0.883)	116656	12.0839	231.7
	19 Nitrobenzene	77	Compound Not Detected.					
	20 Isophorone	82	Compound Not Detected.					
	21 2-Nitrophenol	139	Compound Not Detected.					
	22 2,4-Dimethylphenol	107	Compound Not Detected.					
	23 Bis(2-Chloroethoxy)methane	93	Compound Not Detected.					
	24 Benzoic acid	105	Compound Not Detected.					
	25 2,4-Dichlorophenol	162	Compound Not Detected.					
	26 1,2,4-Trichlorobenzene	180	Compound Not Detected.					
*	27 Naphthalene-d8	136	9.579	9.585	(1.000)	360663	20.0000	
	28 Naphthalene	128	Compound Not Detected.					
	29 4-Chloroaniline	127	Compound Not Detected.					
	30 Hexachlorobutadiene	225	Compound Not Detected.					
	31 4-Chloro-3-methylphenol	107	Compound Not Detected.					
	32 2-Methylnaphthalene	141	Compound Not Detected.					
	33 Hexachlorocyclopentadiene	237	Compound Not Detected.					
	34 2,4,6-Trichlorophenol	196	Compound Not Detected.					
	35 2,4,5-Trichlorophenol	196	Compound Not Detected.					
$	36 2-Fluorobiphenyl	172	11.411	11.412	(0.918)	167429	13.1422	252.0
	37 2-Chloronaphthalene	162	Compound Not Detected.					
	38 2-Nitroaniline	65	Compound Not Detected.					
	39 Dimethylphthalate	163	Compound Not Detected.					
	40 Acenaphthylene	152	Compound Not Detected.					
	41 2,6-Dinitrotoluene	165	Compound Not Detected.					
*	42 Acenaphthene-d10	164	12.426	12.427	(1.000)	195232	20.0000	
	43 3-Nitroaniline	138	Compound Not Detected.					
	44 Acenaphthene	153	Compound Not Detected.					
	45 2,4-Dinitrophenol	184	Compound Not Detected.					
	46 Dibenzofuran	168	Compound Not Detected.					
	47 4-Nitrophenol	109	Compound Not Detected.					
	48 2,4-Dinitrotoluene	165	Compound Not Detected.					
	50 Diethylphthalate	149	Compound Not Detected.					
	49 Fluorene	166	Compound Not Detected.					
	51 4-Chlorophenyl-phenylether	204	Compound Not Detected.					
	52 4-Nitroaniline	138	Compound Not Detected.					
	53 4,6-Dinitro-2-methylphenol	198	Compound Not Detected.					
	54 N-Nitrosodiphenylamine	169	Compound Not Detected.					
$	55 2,4,6-Tribromophenol	330	13.713	13.709	(1.104)	28639	22.8969	439.1
	56 4-Bromophenyl-phenylether	248	Compound Not Detected.					
	57 Hexachlorobenzene	284	Compound Not Detected.					
	58 Pentachlorophenol	266	Compound Not Detected.					
*	59 Phenanthrene-d10	188	14.750	14.746	(1.000)	310881	20.0000	
	60 Phenanthrene	178	Compound Not Detected.					
	61 Anthracene	178	Compound Not Detected.					
	62 Carbazole	167	Compound Not Detected.					

	Compounds	QUANT SIG MASS	RT	EXP RT	REL RT	RESPONSE	CONCENTRATIONS ON-COLUMN (ug/mL)	FINAL (ug/kg)
63	Di-n-butylphthalate	149	Compound Not Detected.					
64	Fluoranthene	202	Compound Not Detected.					
65	Pyrene	202	Compound Not Detected.					
$ 66	Terphenyl-d14	244	17.389	17.385	(0.916)	190876	14.2861	275.9
67	Butylbenzylphthalate	149	Compound Not Detected.					
68	Benzo(a)anthracene	228	Compound Not Detected.					
* 69	Chrysene-d12	240	18.986	18.982	(1.000)	284642	20.0000	
70	3,3'-Dichlorobenzidine	252	Compound Not Detected.					
71	Chrysene	228	Compound Not Detected.					
72	bis(2-Ethylhexyl)phthalate	149	Compound Not Detected.					
* 134	Di-n-octylphthalate-d4	153	20.220	20.227	(1.000)	533332	20.0000	
73	Di-n-octylphthalate	149	Compound Not Detected.					
74	Benzo(b)fluoranthene	252	Compound Not Detected.					
75	Benzo(k)fluoranthene	252	Compound Not Detected.					
76	Benzo(a)pyrene	252	Compound Not Detected.					
* 77	Perylene-d12	264	21.107	21.103	(1.000)	176706	20.0000	
78	Indeno(1,2,3-cd)pyrene	276	Compound Not Detected.					
79	Dibenzo(a,h)anthracene	278	Compound Not Detected.					
80	Benzo(g,h,i)perylene	276	Compound Not Detected.					

Analytical Resources, Inc.

INTERNAL STANDARD COMPOUNDS
AREA AND RT SUMMARY

Instrument ID: nt4.i
Lab File ID: ih28c.d
Lab Smp Id: IH28C
Analysis Type: SV
Quant Type: ISTD
Operator: VS
Method File: /chem3/nt4.i/20050802a.b/SW846.m
Misc Info: 05-11883

Calibration Date: 02-AUG-2005
Calibration Time: 21:28
Client Smp ID: AN-RI-SEDC-08C
Level: LOW
Sample Type: Sediment

		AREA LIMIT			
COMPOUND	STANDARD	LOWER	UPPER	SAMPLE	%DIFF
8 1,4-Dichlorobenze	121607	60804	243214	99472	-18.20
27 Naphthalene-d8	430121	215060	860242	360663	-16.15
42 Acenaphthene-d10	229587	114794	459174	195232	-14.96
59 Phenanthrene-d10	343054	171527	686108	310881	-9.38
69 Chrysene-d12	260573	130286	521146	284642	9.24
134 Di-n-octylphthala	469301	234650	938602	533332	13.64
77 Perylene-d12	283780	141890	567560	176706	-37.73

		RT LIMIT			
COMPOUND	STANDARD	LOWER	UPPER	SAMPLE	%DIFF
8 1,4-Dichlorobenze	7.43	6.93	7.93	7.43	-0.02
27 Naphthalene-d8	9.59	9.09	10.09	9.58	-0.07
42 Acenaphthene-d10	12.43	11.93	12.93	12.43	-0.01
59 Phenanthrene-d10	14.75	14.25	15.25	14.75	0.03
69 Chrysene-d12	18.98	18.48	19.48	18.99	0.02
134 Di-n-octylphthala	20.23	19.73	20.73	20.22	-0.03
77 Perylene-d12	21.10	20.60	21.60	21.11	0.02

AREA UPPER LIMIT = +100% of internal standard area.
AREA LOWER LIMIT = - 50% of internal standard area.
RT UPPER LIMIT = + 0.50 minutes of internal standard RT.
RT LOWER LIMIT = - 0.50 minutes of internal standard RT.

Analytical Resources, Inc.

RECOVERY REPORT

Client Name: ANCHOR
Sample Matrix: SOLID
Lab Smp Id: IH28C
Level: LOW
Data Type: MS DATA
SpikeList File: tclp.spk
Sublist File: PSDDA.sub
Method File: /chem3/nt4.i/20050802a.b/SW846.m
Misc Info: 05-11883

Client SDG: IH28
Fraction: SV
Client Smp ID: AN-RI-SEDC-08C
Operator: VS
SampleType: SAMPLE
Quant Type: ISTD

SURROGATE COMPOUND	CONC ADDED ug/kg	CONC RECOVERED ug/kg	% RECOVERED	LIMITS
$ 1 2-Fluorophenol	719.1	361.9	50.34	24-112
$ 2 Phenol-d5	719.1	332.2	46.20	29-109
$ 5 2-Chlorophenol-d4	719.1	349.8	48.65	34-101
$ 10 1,2-Dichlorobenzen	479.4	211.8	44.18	30-84
$ 18 Nitrobenzene-d5	479.4	231.7	48.34	28-103
$ 36 2-Fluorobiphenyl	479.4	252.0	52.57	33-104
$ 55 2,4,6-Tribromophen	719.1	439.1	61.06	27-134
$ 66 Terphenyl-d14	479.4	275.9	57.54	31-120

Data File: /chem3/nt4.i/20050802a.b/ih28c.d
Date : 03-AUG-2005 06:46
Client ID: AN-RI-SEDC-08C
Sample Info: IH28C
Volume Injected (uL): 1.0
Column phase: RTX-5

Instrument: nt4.i
Operator: VS
Column diameter: 0.32

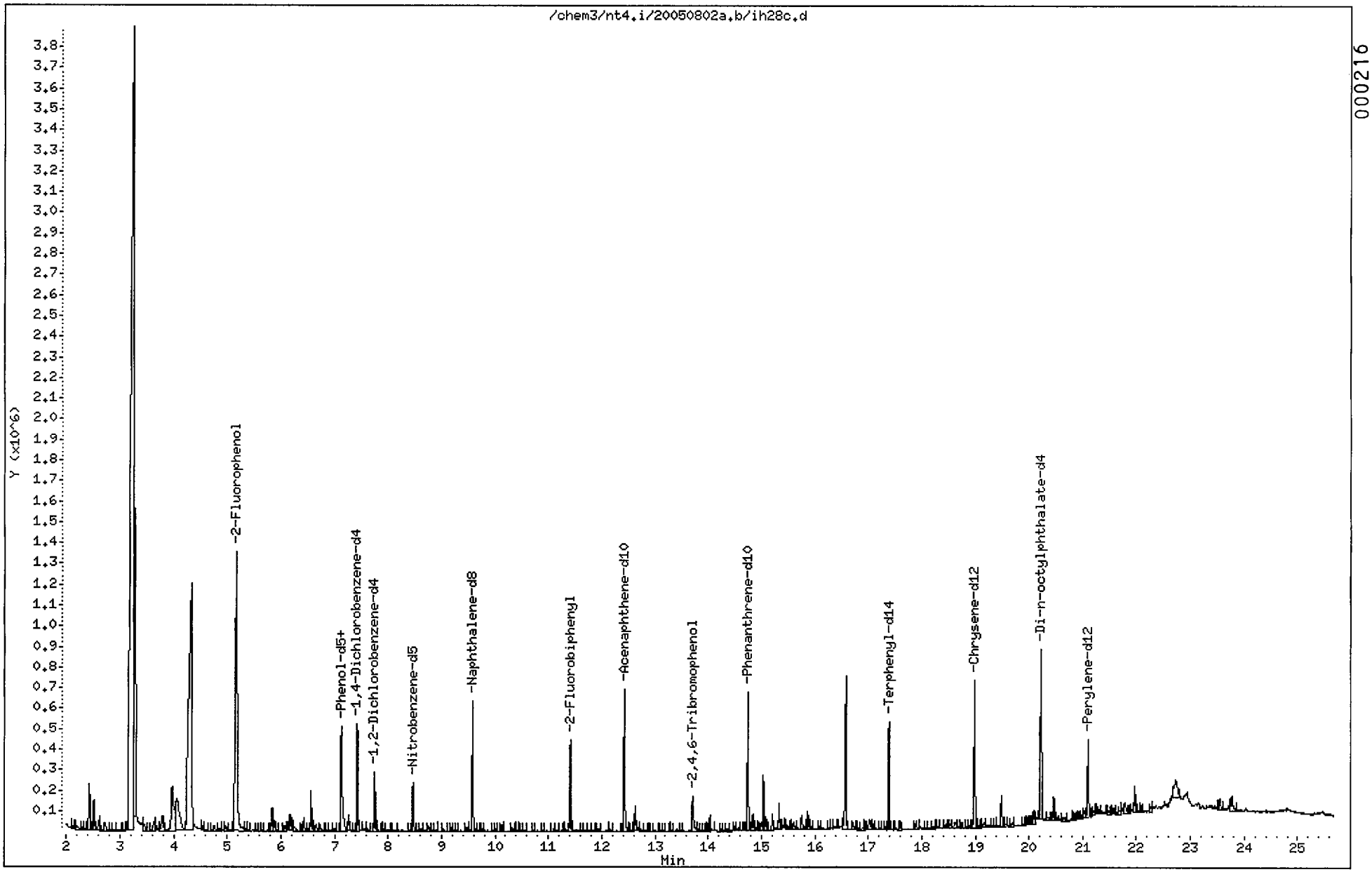

ANALYTICAL RESOURCES INCORPORATED

ORGANICS ANALYSIS DATA SHEET
PSDDA Semivolatiles by SW8270D GC/MS **Sample ID: AN-RI-SEDC-09A**
Page 1 of 1 **SAMPLE**

Lab Sample ID: IH28D
LIMS ID: 05-11884
Matrix: Sediment
Data Release Authorized:
Reported: 08/04/05

QC Report No: IH28-Anchor Environmental
Project: KC Former Scott Mill
00010501/T2
Date Sampled: 07/13/05
Date Received: 07/18/05

Date Extracted: 07/25/05
Date Analyzed: 08/03/05 07:19
Instrument/Analyst: NT4/LJR
GPC Cleanup: No

Sample Amount: 25.8 g-dry-wt
Final Extract Volume: 0.5 mL
Dilution Factor: 1.00
Percent Moisture: 33.6%
pH: 7.3

CAS Number	Analyte	RL	Result
108-95-2	Phenol	19	< 19 U
100-51-6	Benzyl Alcohol	19	< 19 U
95-48-7	2-Methylphenol	19	< 19 U
106-44-5	**4-Methylphenol**	**19**	**320**
67-72-1	Hexachloroethane	19	< 19 U
105-67-9	2,4-Dimethylphenol	19	< 19 U
65-85-0	Benzoic Acid	190	< 190 U
120-82-1	1,2,4-Trichlorobenzene	19	< 19 U
91-20-3	**Naphthalene**	**19**	**59**
87-68-3	Hexachlorobutadiene	19	< 19 U
91-57-6	2-Methylnaphthalene	19	< 19 U
131-11-3	Dimethylphthalate	19	< 19 U
208-96-8	Acenaphthylene	19	< 19 U
83-32-9	Acenaphthene	19	< 19 U
132-64-9	Dibenzofuran	19	< 19 U
84-66-2	Diethylphthalate	19	< 19 U
86-73-7	Fluorene	19	< 19 U
86-30-6	N-Nitrosodiphenylamine	19	< 19 U
87-86-5	Pentachlorophenol	97	< 97 U
85-01-8	**Phenanthrene**	**19**	**30**
120-12-7	Anthracene	19	< 19 U
84-74-2	Di-n-Butylphthalate	19	< 19 U
206-44-0	**Fluoranthene**	**19**	**43**
129-00-0	**Pyrene**	**19**	**38**
85-68-7	Butylbenzylphthalate	19	< 19 U
56-55-3	Benzo(a)anthracene	19	< 19 U
117-81-7	bis(2-Ethylhexyl)phthalate	19	< 19 U
218-01-9	Chrysene	19	< 19 U
117-84-0	Di-n-Octyl phthalate	19	< 19 U
205-99-2	Benzo(b)fluoranthene	19	< 19 U
207-08-9	Benzo(k)fluoranthene	19	< 19 U
50-32-8	Benzo(a)pyrene	19	< 19 U
193-39-5	Indeno(1,2,3-cd)pyrene	19	< 19 U
53-70-3	Dibenz(a,h)anthracene	19	< 19 U
191-24-2	Benzo(g,h,i)perylene	19	< 19 U

Reported in µg/kg (ppb)

Semivolatile Surrogate Recovery

d5-Nitrobenzene	63.2%	2-Fluorobiphenyl	66.0%
d14-p-Terphenyl	71.6%	d4-1,2-Dichlorobenzene	56.8%
d5-Phenol	59.2%	2-Fluorophenol	64.3%
2,4,6-Tribromophenol	75.2%	d4-2-Chlorophenol	63.2%

Analytical Resources, Inc.

Semivolatile Report SW846 Method 8270C

Data file : /chem3/nt4.i/20050802a.b/ih28d.d
Lab Smp Id: IH28D Client Smp ID: AN-RI-SEDC-09A
Inj Date : 03-AUG-2005 07:19
Operator : VS Inst ID: nt4.i
Smp Info : IH28D
Misc Info : 05-11884
Comment : 1ul Injection
Method : /chem3/nt4.i/20050802a.b/SW846.m
Meth Date : 03-Aug-2005 16:32 jeff Quant Type: ISTD
Cal Date : 02-AUG-2005 20:22 Cal File: 0100802.d
Als bottle: 27
Dil Factor: 1.00000
Integrator: HP RTE Compound Sublist: PSDDA.sub
Target Version: 3.50

Concentration Formula: Amt * DF * Vt/(Ws * (100 - M)/100) * CpndVariable

Name	Value	Description
DF	1.00000	Dilution Factor
Vt	500.00000	Volume of final extract (uL)
Ws	38.80000	Weight of sample extracted (g)
M	33.60000	% Moisture

Cpnd Variable Local Compound Variable

Compounds	QUANT SIG MASS	RT	EXP RT	REL RT	RESPONSE	CONCENTRATIONS ON-COLUMN (ug/mL)	CONCENTRATIONS FINAL (ug/kg)
$ 1 2-Fluorophenol	112	5.229	5.135	(0.704)	213114	24.1336	468.4
$ 2 Phenol-d5	99	7.141	7.112	(0.961)	253972	22.1948	430.7
3 Phenol	94	Compound Not Detected.					
$ 5 2-Chlorophenol-d4	132	7.130	7.117	(0.960)	216643	23.7170	460.3
4 Bis(2-Chloroethyl)ether	93	Compound Not Detected.					
6 2-Chlorophenol	128	Compound Not Detected.					
7 1,3-Dichlorobenzene	146	Compound Not Detected.					
* 8 1,4-Dichlorobenzene-d4	152	7.430	7.427	(1.000)	126183	20.0000	
9 1,4-Dichlorobenzene	146	Compound Not Detected.					
$ 10 1,2-Dichlorobenzene-d4	152	7.750	7.753	(1.043)	81953	14.1812	275.2
12 1,2-Dichlorobenzene	146	Compound Not Detected.					
11 Benzyl alcohol	108	Compound Not Detected.					
14 2,2'-oxybis(1-Chloropropane)	45	Compound Not Detected.					
13 2-Methylphenol	108	Compound Not Detected.					
17 Hexachloroethane	117	Compound Not Detected.					

	Compounds	QUANT SIG MASS	RT	EXP RT	REL RT	RESPONSE	CONCENTRATIONS ON-COLUMN (ug/mL)	FINAL (ug/kg)
16	N-Nitroso-di-n-propylamine	70	Compound Not Detected.					
15	4-Methylphenol	108	8.418	8.389	(1.133)	139600	16.3417	317.2(M)
$ 18	Nitrobenzene-d5	82	8.466	8.469	(0.883)	194247	15.8155	306.9
19	Nitrobenzene	77	Compound Not Detected.					
20	Isophorone	82	Compound Not Detected.					
21	2-Nitrophenol	139	Compound Not Detected.					
22	2,4-Dimethylphenol	107	Compound Not Detected.					
23	Bis(2-Chloroethoxy)methane	93	Compound Not Detected.					
24	Benzoic acid	105	Compound Not Detected.					
25	2,4-Dichlorophenol	162	Compound Not Detected.					
26	1,2,4-Trichlorobenzene	180	Compound Not Detected.					
* 27	Naphthalene-d8	136	9.582	9.585	(1.000)	458853	20.0000	
28	Naphthalene	128	9.609	9.617	(1.003)	76189	3.03215	58.85
29	4-Chloroaniline	127	Compound Not Detected.					
30	Hexachlorobutadiene	225	Compound Not Detected.					
31	4-Chloro-3-methylphenol	107	Compound Not Detected.					
32	2-Methylnaphthalene	141	Compound Not Detected.					
33	Hexachlorocyclopentadiene	237	Compound Not Detected.					
34	2,4,6-Trichlorophenol	196	Compound Not Detected.					
35	2,4,5-Trichlorophenol	196	Compound Not Detected.					
$ 36	2-Fluorobiphenyl	172	11.409	11.412	(0.918)	267561	16.4581	319.4
37	2-Chloronaphthalene	162	Compound Not Detected.					
38	2-Nitroaniline	65	Compound Not Detected.					
39	Dimethylphthalate	163	Compound Not Detected.					
40	Acenaphthylene	152	Compound Not Detected.					
41	2,6-Dinitrotoluene	165	Compound Not Detected.					
* 42	Acenaphthene-d10	164	12.430	12.427	(1.000)	249132	20.0000	
43	3-Nitroaniline	138	Compound Not Detected.					
44	Acenaphthene	153	Compound Not Detected.					
45	2,4-Dinitrophenol	184	Compound Not Detected.					
46	Dibenzofuran	168	Compound Not Detected.					
47	4-Nitrophenol	109	Compound Not Detected.					
48	2,4-Dinitrotoluene	165	Compound Not Detected.					
50	Diethylphthalate	149	Compound Not Detected.					
49	Fluorene	166	Compound Not Detected.					
51	4-Chlorophenyl-phenylether	204	Compound Not Detected.					
52	4-Nitroaniline	138	Compound Not Detected.					
53	4,6-Dinitro-2-methylphenol	198	Compound Not Detected.					
54	N-Nitrosodiphenylamine	169	Compound Not Detected.					
$ 55	2,4,6-Tribromophenol	330	13.717	13.709	(1.104)	45042	28.2201	547.7
56	4-Bromophenyl-phenylether	248	Compound Not Detected.					
57	Hexachlorobenzene	284	Compound Not Detected.					
58	Pentachlorophenol	266	Compound Not Detected.					
* 59	Phenanthrene-d10	188	14.754	14.746	(1.000)	412772	20.0000	
60	Phenanthrene	178	14.780	14.783	(1.002)	38775	1.54478	29.98
61	Anthracene	178	Compound Not Detected.					
62	Carbazole	167	Compound Not Detected.					

	Compounds	QUANT SIG MASS	RT	EXP RT	REL RT	RESPONSE	CONCENTRATIONS ON-COLUMN (ug/mL)	CONCENTRATIONS FINAL (ug/kg)
	63 Di-n-butylphthalate	149	15.940	15.932	(1.080)	16326	0.61172	11.87
	64 Fluoranthene	202	16.688	16.674	(1.131)	52724	2.22351	43.15
	65 Pyrene	202	17.024	17.016	(0.896)	54372	1.95806	38.00
$	66 Terphenyl-d14	244	17.398	17.385	(0.916)	296716	17.9117	347.6
	67 Butylbenzylphthalate	149	Compound Not Detected.					
	68 Benzo(a)anthracene	228	Compound Not Detected.					
*	69 Chrysene-d12	240	18.995	18.982	(1.000)	355380	20.0000	
	70 3,3'-Dichlorobenzidine	252	Compound Not Detected.					
	71 Chrysene	228	Compound Not Detected.					
	72 bis(2-Ethylhexyl)phthalate	149	Compound Not Detected.					
*	134 Di-n-octylphthalate-d4	153	20.229	20.227	(1.000)	659878	20.0000	
	73 Di-n-octylphthalate	149	Compound Not Detected.					
	74 Benzo(b)fluoranthene	252	Compound Not Detected.					
	75 Benzo(k)fluoranthene	252	Compound Not Detected.					
	76 Benzo(a)pyrene	252	Compound Not Detected.					
*	77 Perylene-d12	264	21.116	21.103	(1.000)	197068	20.0000	
	78 Indeno(1,2,3-cd)pyrene	276	Compound Not Detected.					
	79 Dibenzo(a,h)anthracene	278	Compound Not Detected.					
	80 Benzo(g,h,i)perylene	276	Compound Not Detected.					

QC Flag Legend

M - Compound response manually integrated.

Analytical Resources, Inc.

INTERNAL STANDARD COMPOUNDS
AREA AND RT SUMMARY

Instrument ID: nt4.i
Lab File ID: ih28d.d
Lab Smp Id: IH28D
Analysis Type: SV
Quant Type: ISTD
Operator: VS
Method File: /chem3/nt4.i/20050802a.b/SW846.m
Misc Info: 05-11884

Calibration Date: 02-AUG-2005
Calibration Time: 21:28
Client Smp ID: AN-RI-SEDC-09A
Level: LOW
Sample Type: Sediment

		AREA LIMIT			
COMPOUND	STANDARD	LOWER	UPPER	SAMPLE	%DIFF
8 1,4-Dichlorobenze	121607	60804	243214	126183	3.76
27 Naphthalene-d8	430121	215060	860242	458853	6.68
42 Acenaphthene-d10	229587	114794	459174	249132	8.51
59 Phenanthrene-d10	343054	171527	686108	412772	20.32
69 Chrysene-d12	260573	130286	521146	355380	36.38
134 Di-n-octylphthala	469301	234650	938602	659878	40.61
77 Perylene-d12	283780	141890	567560	197068	-30.56

		RT LIMIT			
COMPOUND	STANDARD	LOWER	UPPER	SAMPLE	%DIFF
8 1,4-Dichlorobenze	7.43	6.93	7.93	7.43	0.03
27 Naphthalene-d8	9.59	9.09	10.09	9.58	-0.03
42 Acenaphthene-d10	12.43	11.93	12.93	12.43	0.02
59 Phenanthrene-d10	14.75	14.25	15.25	14.75	0.05
69 Chrysene-d12	18.98	18.48	19.48	19.00	0.07
134 Di-n-octylphthala	20.23	19.73	20.73	20.23	0.01
77 Perylene-d12	21.10	20.60	21.60	21.12	0.06

AREA UPPER LIMIT = +100% of internal standard area.
AREA LOWER LIMIT = - 50% of internal standard area.
RT UPPER LIMIT = + 0.50 minutes of internal standard RT.
RT LOWER LIMIT = - 0.50 minutes of internal standard RT.

Analytical Resources, Inc.

RECOVERY REPORT

Client Name: ANCHOR
Sample Matrix: SOLID
Lab Smp Id: IH28D
Level: LOW
Data Type: MS DATA
SpikeList File: tclp.spk
Sublist File: PSDDA.sub
Method File: /chem3/nt4.i/20050802a.b/SW846.m
Misc Info: 05-11884

Client SDG: IH28
Fraction: SV
Client Smp ID: AN-RI-SEDC-09A
Operator: VS
SampleType: SAMPLE
Quant Type: ISTD

SURROGATE COMPOUND	CONC ADDED ug/kg	CONC RECOVERED ug/kg	% RECOVERED	LIMITS
$ 1 2-Fluorophenol	727.8	468.4	64.36	24-112
$ 2 Phenol-d5	727.8	430.7	59.19	29-109
$ 5 2-Chlorophenol-d4	727.8	460.3	63.25	34-101
$ 10 1,2-Dichlorobenzen	485.2	275.2	56.72	30-84
$ 18 Nitrobenzene-d5	485.2	306.9	63.26	28-103
$ 36 2-Fluorobiphenyl	485.2	319.4	65.83	33-104
$ 55 2,4,6-Tribromophen	727.8	547.7	75.25	27-134
$ 66 Terphenyl-d14	485.2	347.6	71.65	31-120

Data File: /chem3/nt4.i/20050802a.b/ih28d.d
Date : 03-AUG-2005 07:19
Client ID: AN-RI-SEDC-09A
Sample Info: IH28D
Volume Injected (uL): 1.0
Column phase: RTX-5

Instrument: nt4.i
Operator: VS
Column diameter: 0.32

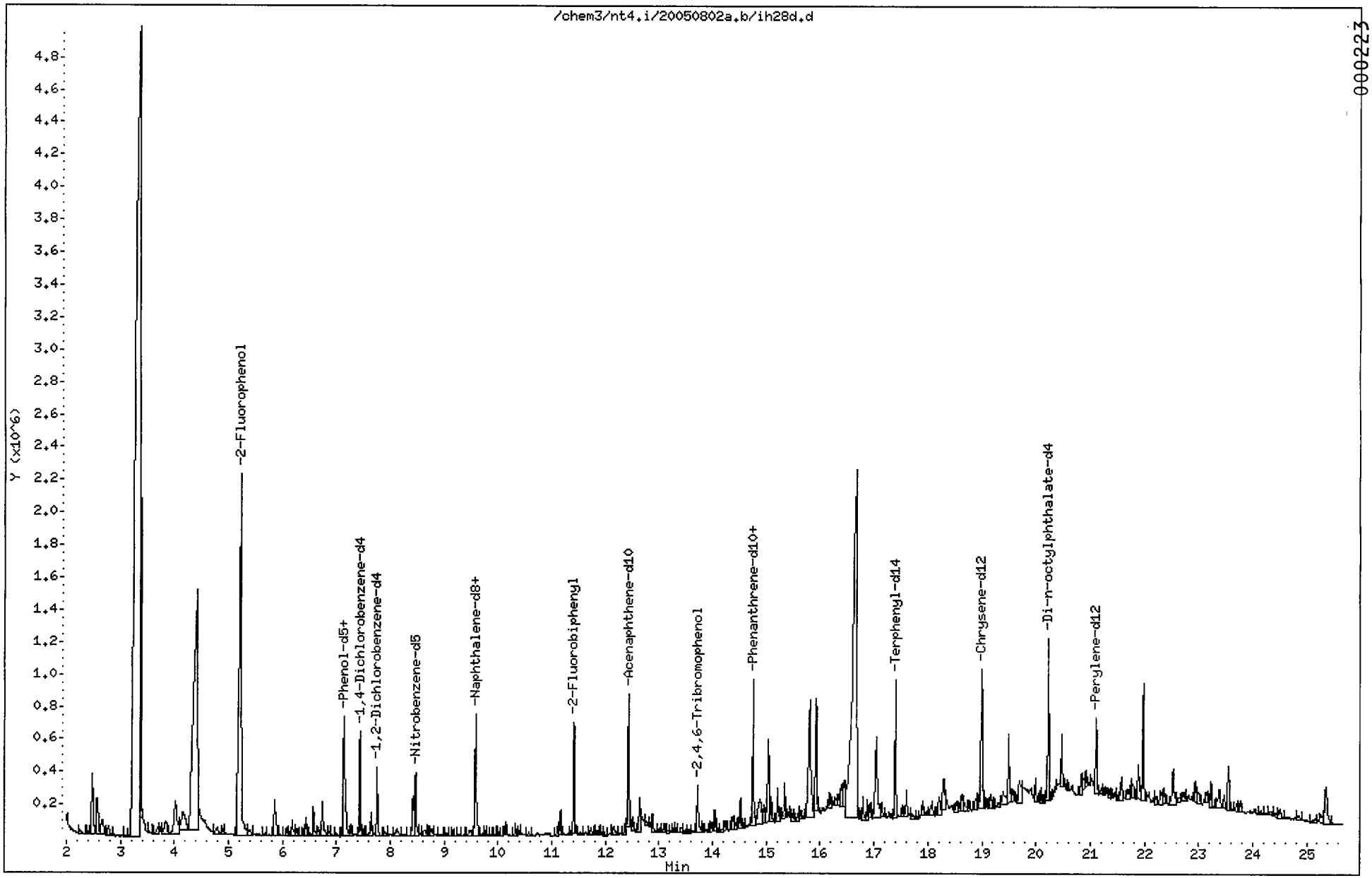

Data File: /chem3/nt4.i/20050802a.b/ih28d.d

Date : 03-AUG-2005 07:19

Client ID: AN-RI-SEDC-09A

Instrument: nt4.i

Sample Info: IH28D

Volume Injected (uL): 1.0

Operator: VS

Column phase: RTX-5

Column diameter: 0.32

15 4-Methylphenol

Concentration: 317.2 ug/kg

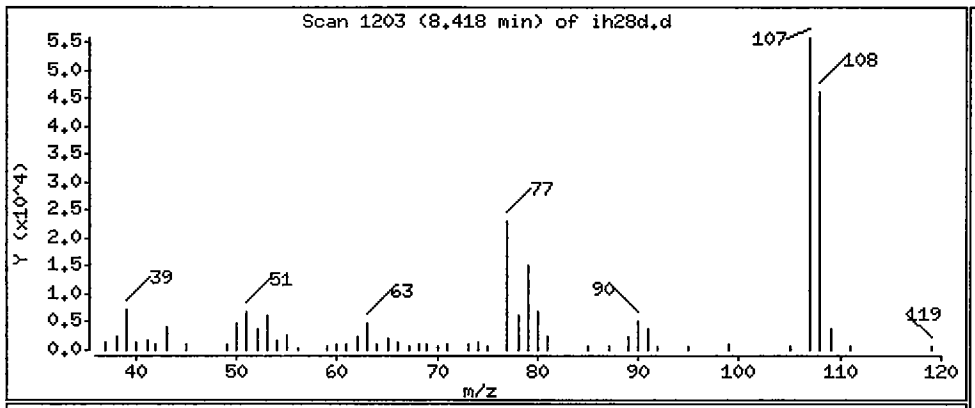

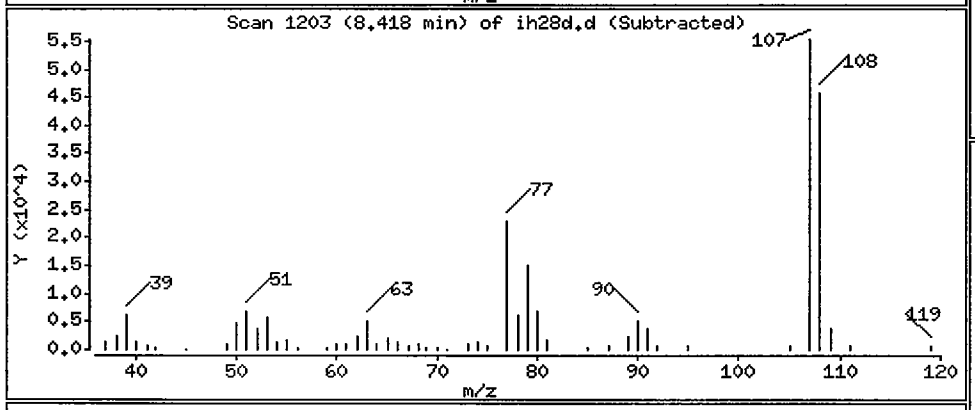

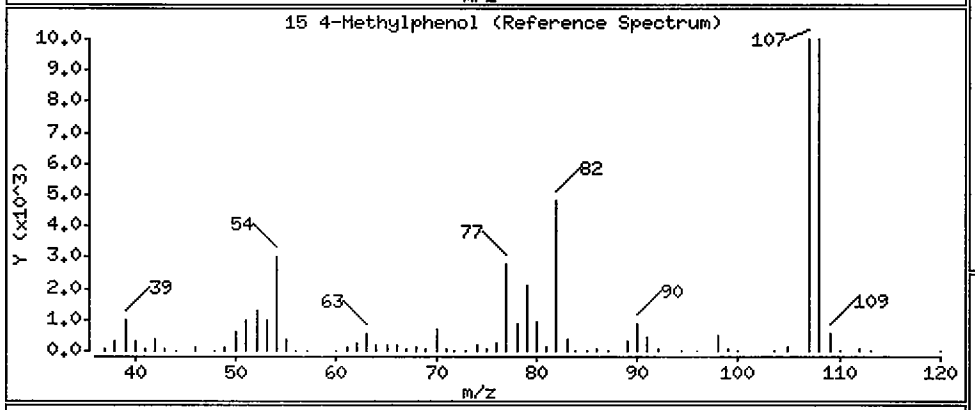

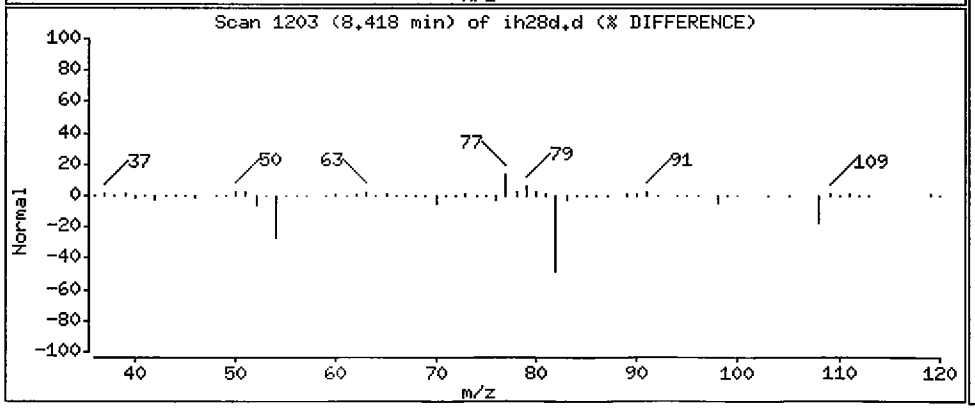

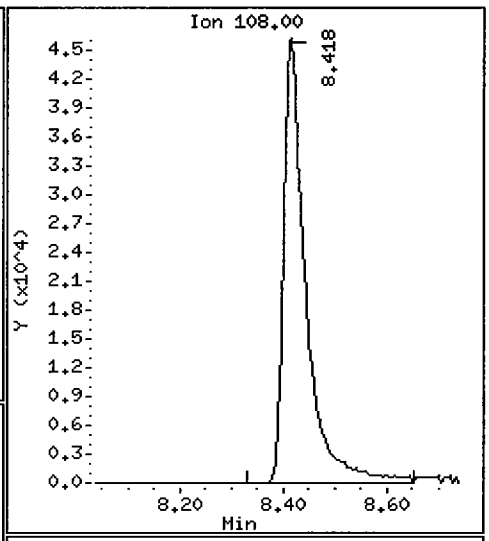

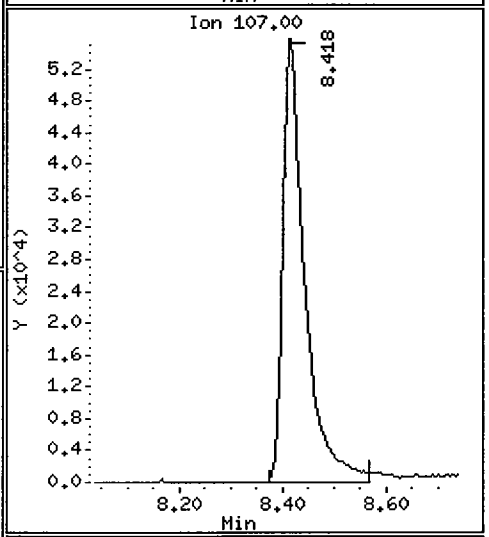

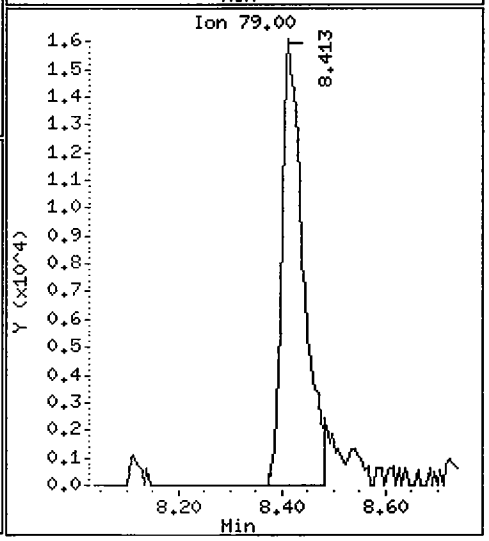

Data File: /chem3/nt4.i/20050802a.b/ih28d.d

Date : 03-AUG-2005 07:19

Client ID: AN-RI-SEDC-09A

Instrument: nt4.i

Sample Info: IH28D

Volume Injected (uL): 1.0

Operator: VS

Column phase: RTX-5

Column diameter: 0.32

28 Naphthalene

Concentration: 58.85 ug/kg

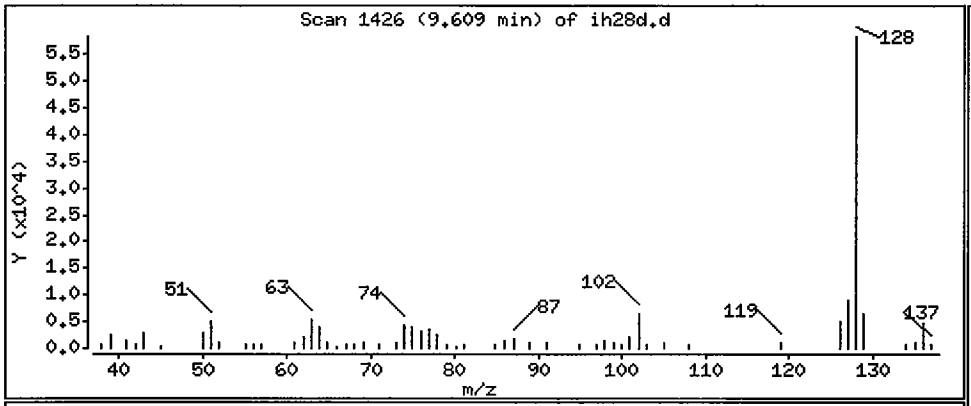

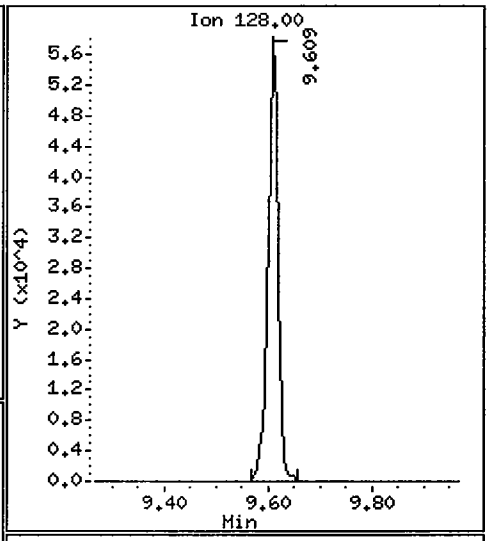

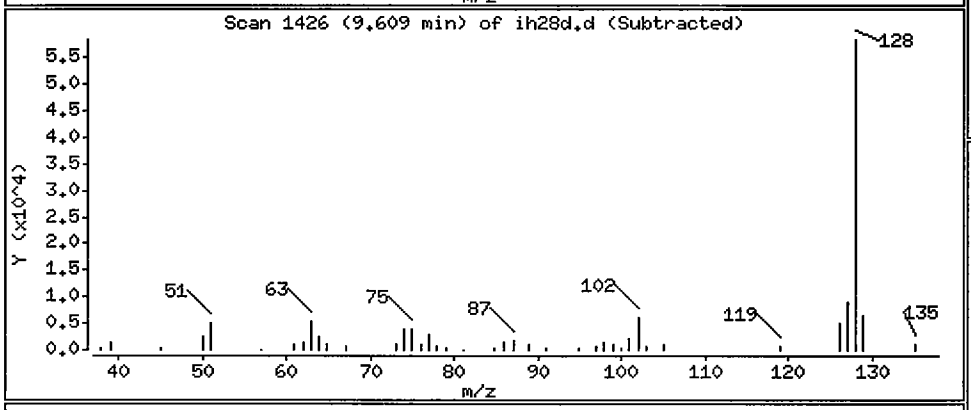

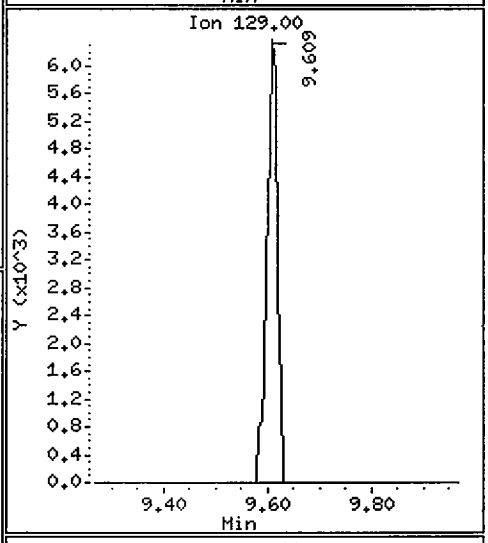

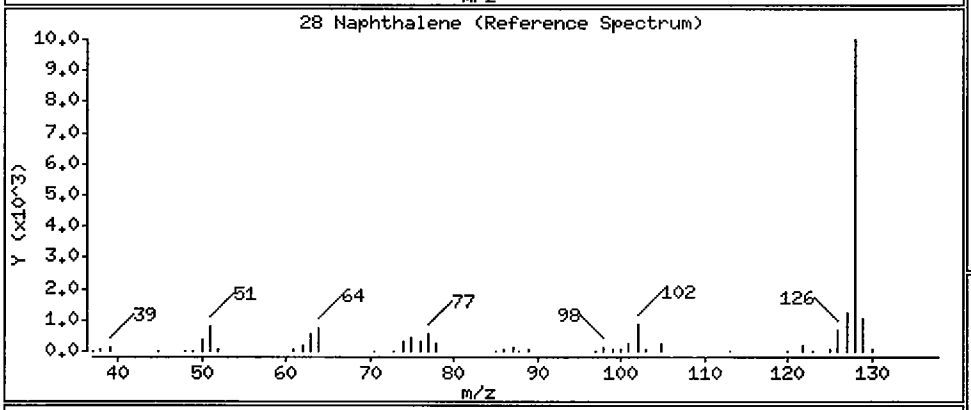

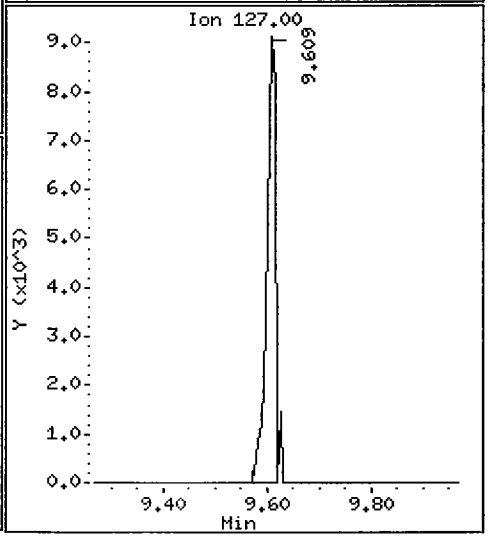

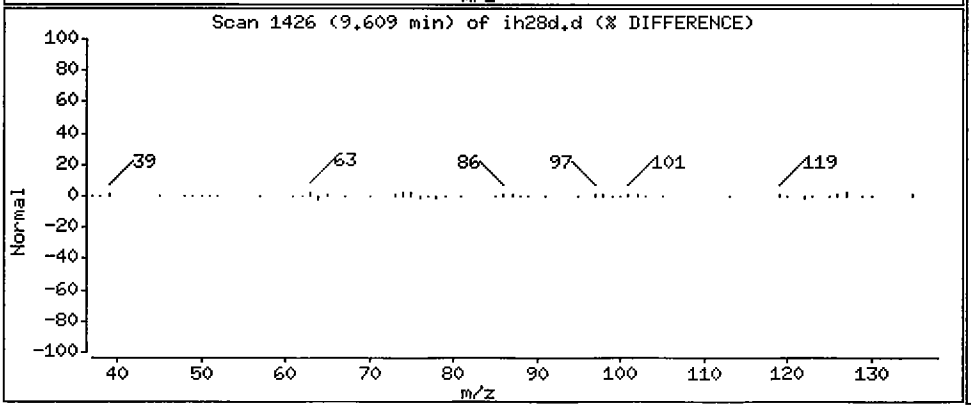

Data File: /chem3/nt4.i/20050802a.b/ih28d.d

Date : 03-AUG-2005 07:19

Client ID: AN-RI-SEDC-09A

Instrument: nt4.i

Sample Info: IH28D

Volume Injected (uL): 1.0

Operator: VS

Column phase: RTX-5

Column diameter: 0.32

60 Phenanthrene

Concentration: 29.98 ug/kg

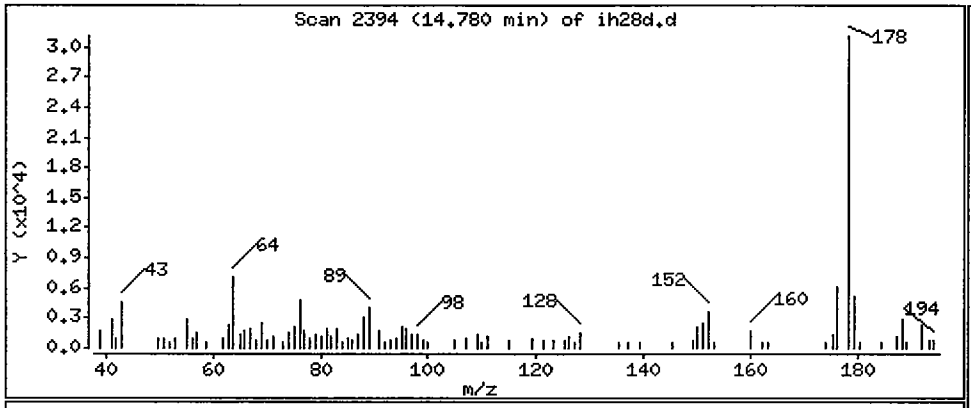

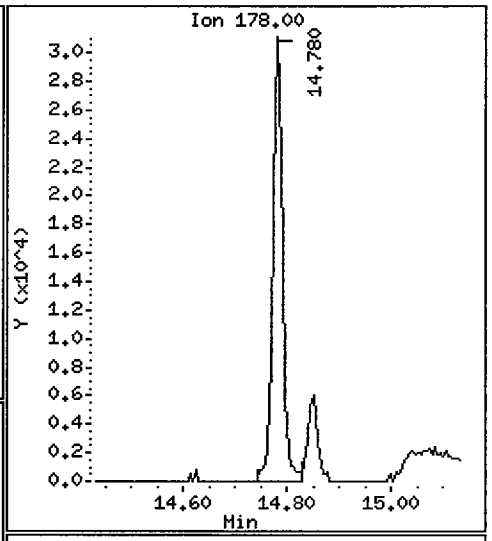

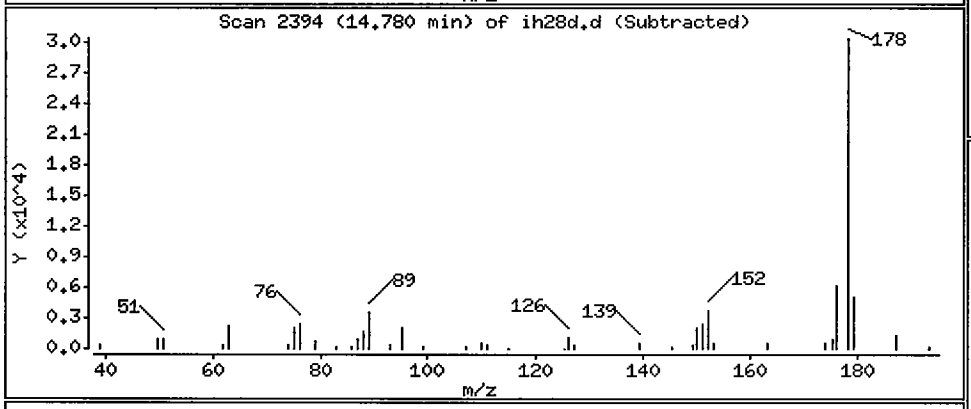

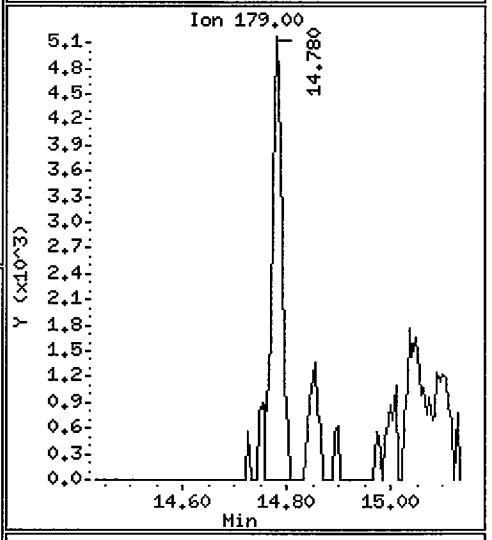

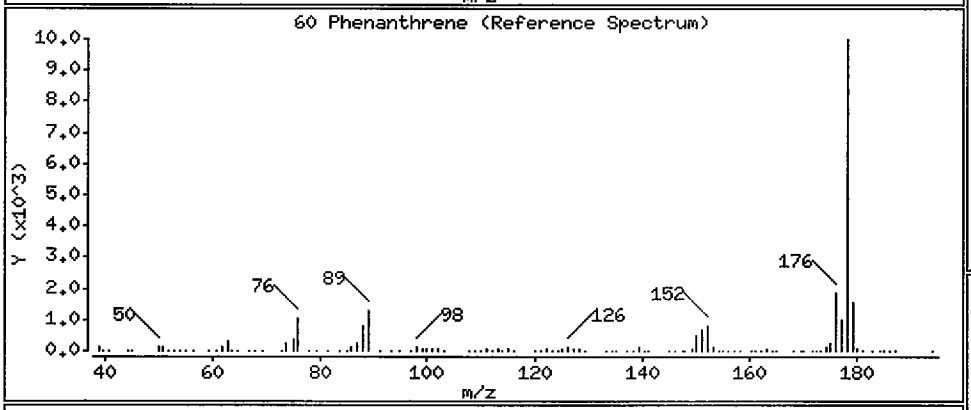

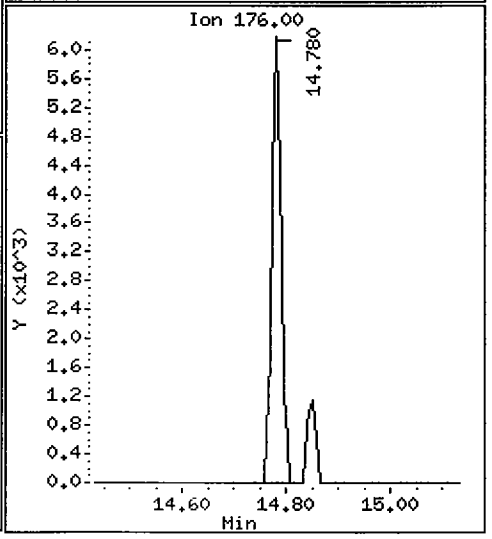

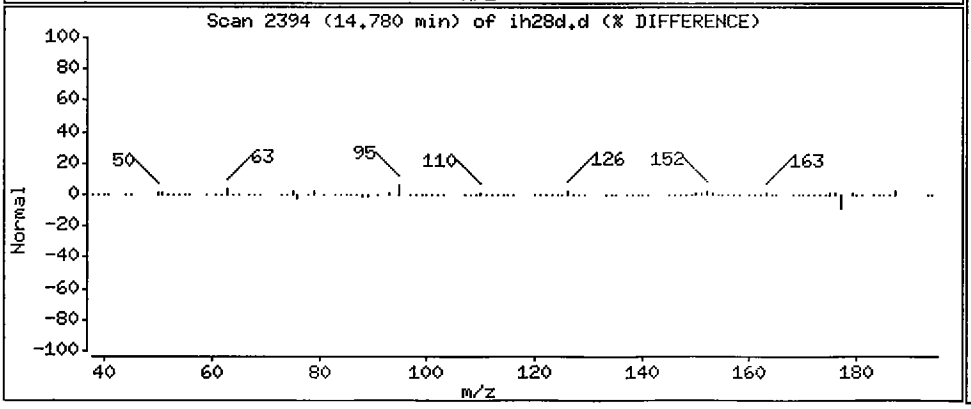

Data File: /chem3/nt4.i/20050802a.b/ih28d.d

Date : 03-AUG-2005 07:19

Client ID: AN-RI-SEDC-09A

Instrument: nt4.i

Sample Info: IH28D

Volume Injected (uL): 1.0

Operator: VS

Column phase: RTX-5

Column diameter: 0.32

64 Fluoranthene

Concentration: 43.15 ug/kg

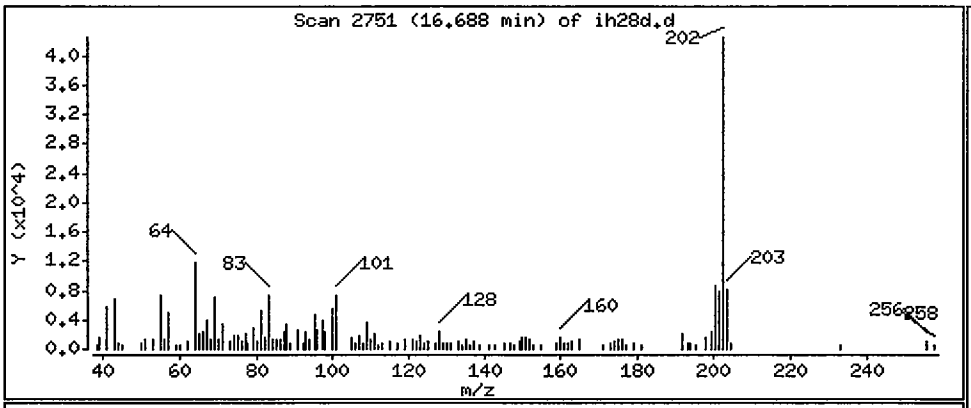

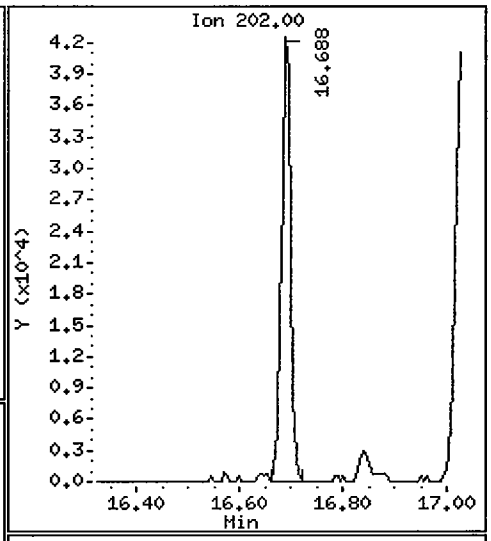

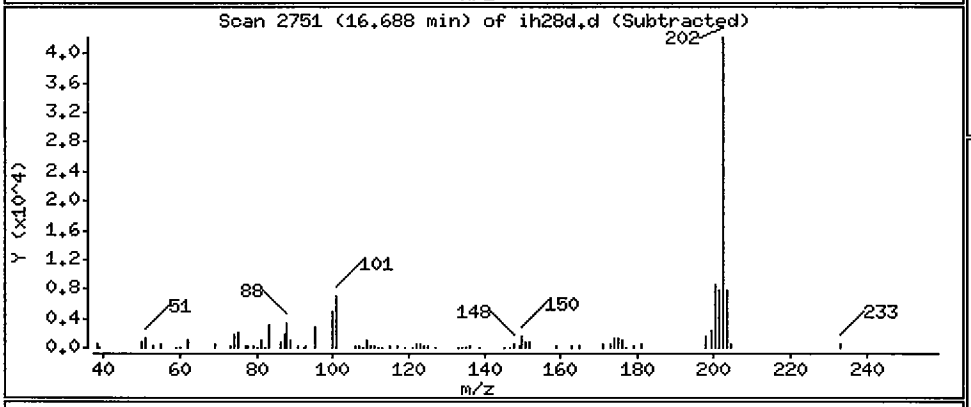

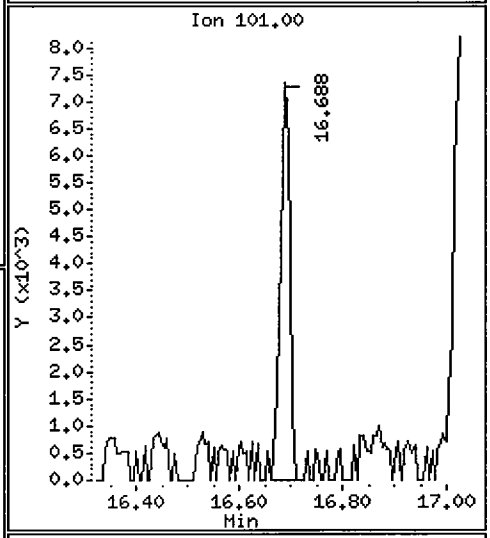

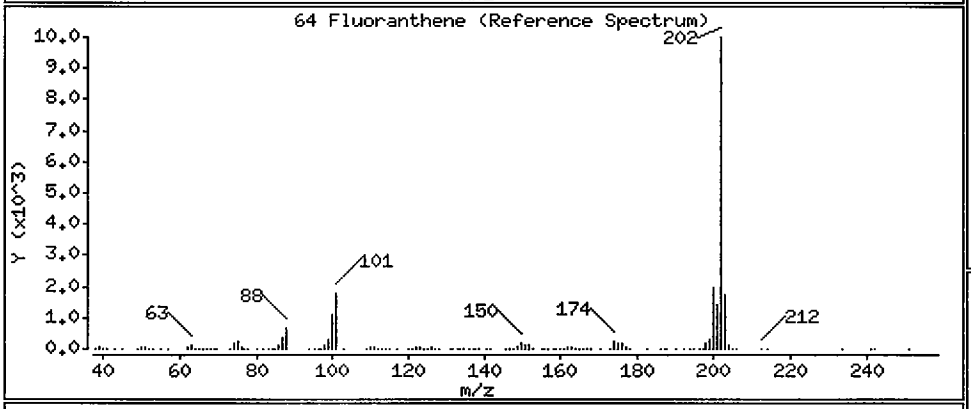

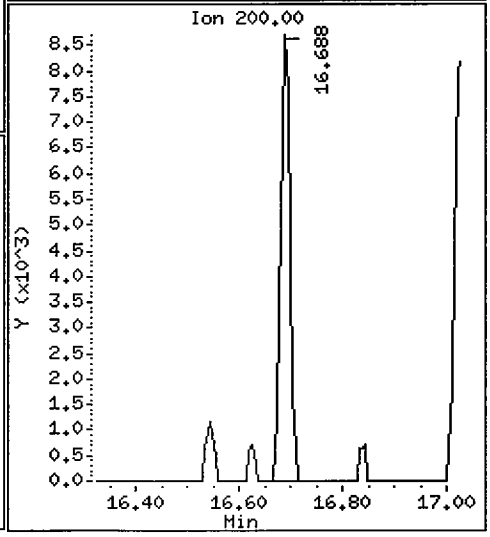

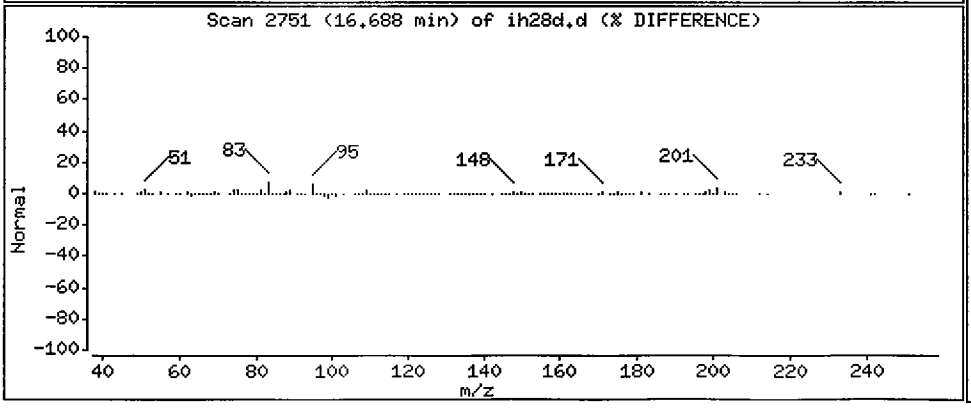

Data File: /chem3/nt4.i/20050802a.b/ih28d.d

Date : 03-AUG-2005 07:19

Client ID: AN-RI-SEDC-09A

Instrument: nt4.i

Sample Info: IH28D

Volume Injected (uL): 1.0

Operator: VS

Column phase: RTX-5

Column diameter: 0.32

65 Pyrene

Concentration: 38.00 ug/kg

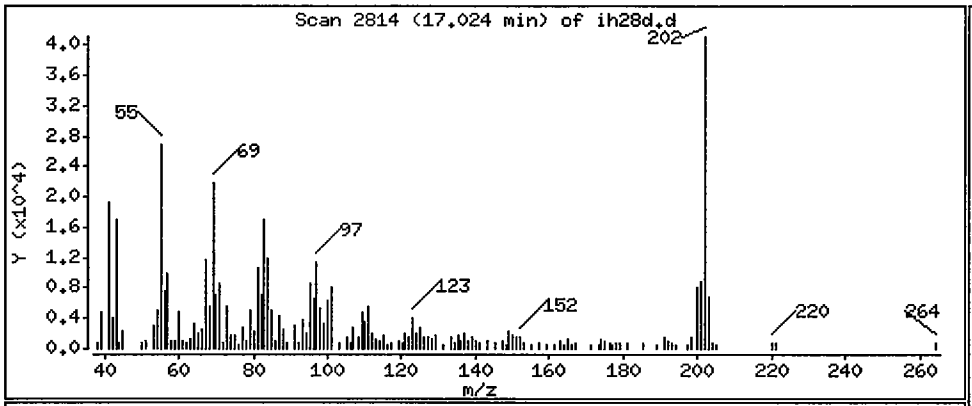

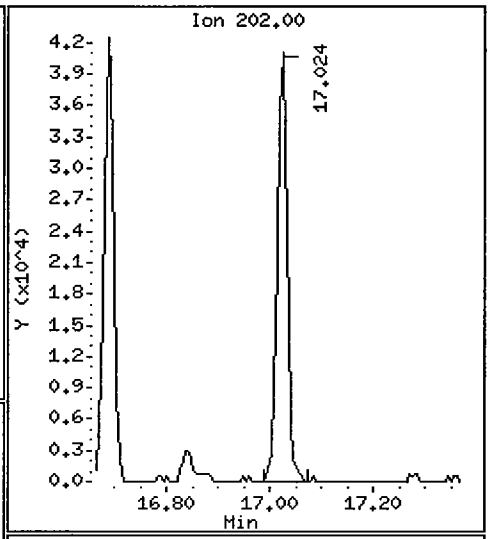

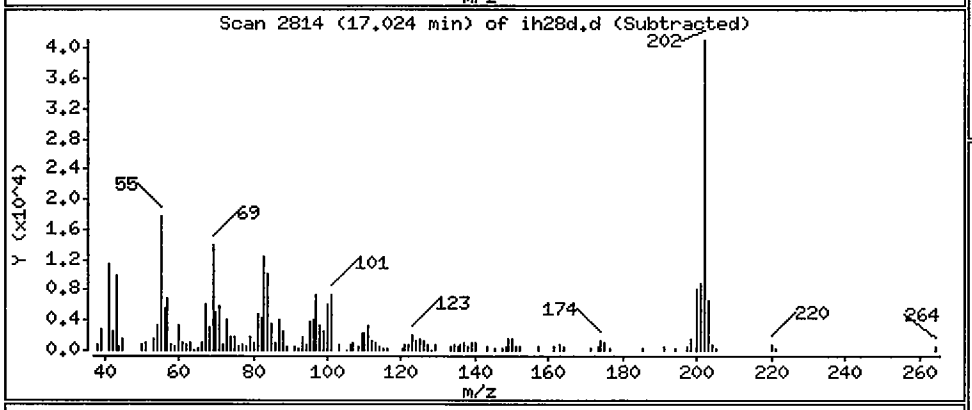

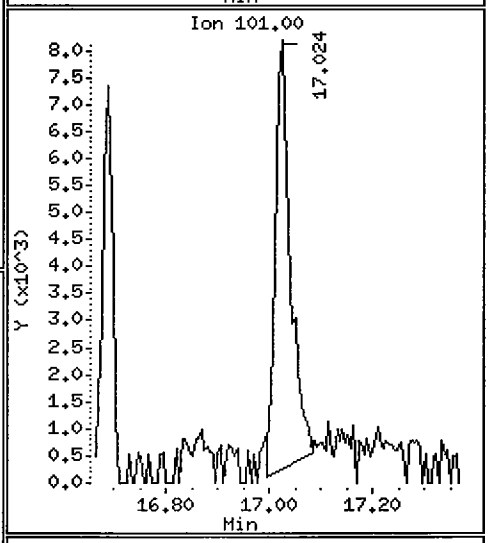

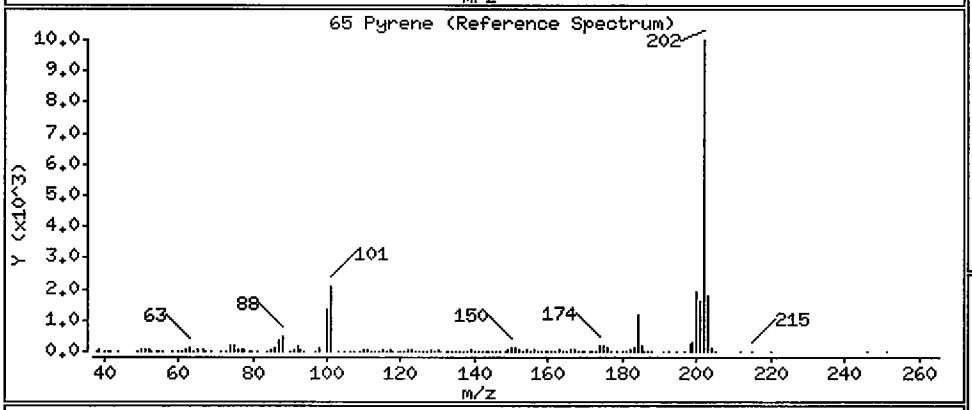

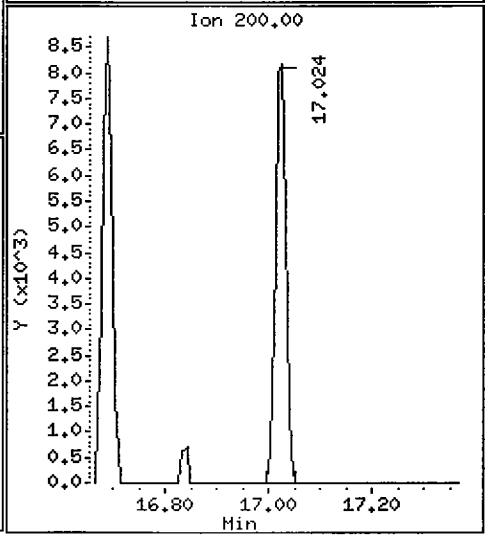

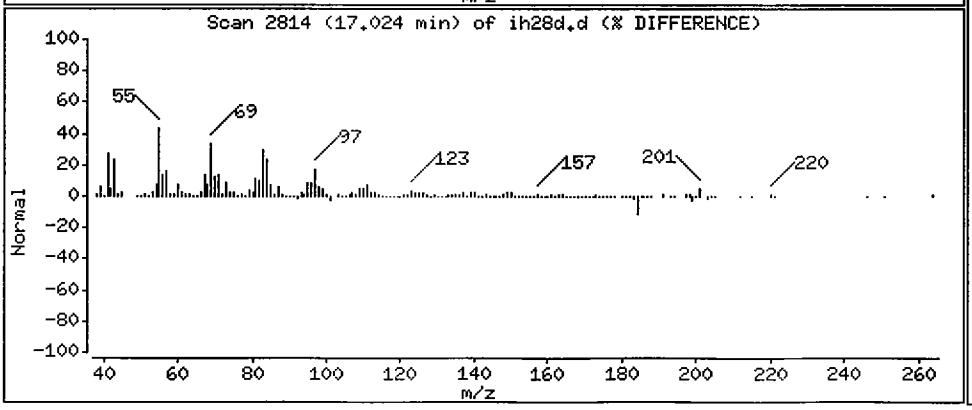

ANALYTICAL RESOURCES INCORPORATED

ORGANICS ANALYSIS DATA SHEET
PSDDA Semivolatiles by SW8270D GC/MS **Sample ID: AN-RI-SEDC-09B**
Page 1 of 1 **SAMPLE**

Lab Sample ID: IH28E
LIMS ID: 05-11885
Matrix: Sediment
Data Release Authorized:
Reported: 08/04/05

QC Report No: IH28-Anchor Environmental
Project: KC Former Scott Mill
00010501/T2
Date Sampled: 07/13/05
Date Received: 07/18/05

Date Extracted: 07/25/05
Date Analyzed: 08/03/05 01:19
Instrument/Analyst: NT4/LJR
GPC Cleanup: No

Sample Amount: 25.4 g-dry-wt
Final Extract Volume: 0.5 mL
Dilution Factor: 1.00
Percent Moisture: 25.7%
pH: 7.8

CAS Number	Analyte	RL	Result
108-95-2	Phenol	20	< 20 U
100-51-6	Benzyl Alcohol	20	< 20 U
95-48-7	2-Methylphenol	20	< 20 U
106-44-5	4-Methylphenol	20	< 20 U
67-72-1	Hexachloroethane	20	< 20 U
105-67-9	2,4-Dimethylphenol	20	< 20 U
65-85-0	Benzoic Acid	200	< 200 U
120-82-1	1,2,4-Trichlorobenzene	20	< 20 U
91-20-3	Naphthalene	20	< 20 U
87-68-3	Hexachlorobutadiene	20	< 20 U
91-57-6	2-Methylnaphthalene	20	< 20 U
131-11-3	Dimethylphthalate	20	< 20 U
208-96-8	Acenaphthylene	20	< 20 U
83-32-9	Acenaphthene	20	< 20 U
132-64-9	Dibenzofuran	20	< 20 U
84-66-2	Diethylphthalate	20	< 20 U
86-73-7	Fluorene	20	< 20 U
86-30-6	N-Nitrosodiphenylamine	20	< 20 U
87-86-5	Pentachlorophenol	98	< 98 U
85-01-8	Phenanthrene	20	< 20 U
120-12-7	Anthracene	20	< 20 U
84-74-2	**Di-n-Butylphthalate**	**20**	**62 B**
206-44-0	Fluoranthene	20	< 20 U
129-00-0	Pyrene	20	< 20 U
85-68-7	Butylbenzylphthalate	20	< 20 U
56-55-3	Benzo(a)anthracene	20	< 20 U
117-81-7	bis(2-Ethylhexyl)phthalate	20	< 20 U
218-01-9	Chrysene	20	< 20 U
117-84-0	Di-n-Octyl phthalate	20	< 20 U
205-99-2	Benzo(b)fluoranthene	20	< 20 U
207-08-9	Benzo(k)fluoranthene	20	< 20 U
50-32-8	Benzo(a)pyrene	20	< 20 U
193-39-5	Indeno(1,2,3-cd)pyrene	20	< 20 U
53-70-3	Dibenz(a,h)anthracene	20	< 20 U
191-24-2	Benzo(g,h,i)perylene	20	< 20 U

Reported in µg/kg (ppb)

Semivolatile Surrogate Recovery

d5-Nitrobenzene	60.0%	2-Fluorobiphenyl	63.2%
d14-p-Terphenyl	63.6%	d4-1,2-Dichlorobenzene	52.4%
d5-Phenol	60.5%	2-Fluorophenol	63.5%
2,4,6-Tribromophenol	69.9%	d4-2-Chlorophenol	61.3%

Analytical Resources, Inc.

Semivolatile Report SW846 Method 8270C

Data file : /chem3/nt4.i/20050802a.b/ih28e.d
Lab Smp Id: IH28E Client Smp ID: AN-RI-SEDC-09B
Inj Date : 03-AUG-2005 01:19
Operator : VS Inst ID: nt4.i
Smp Info : IH28E
Misc Info : 05-11885
Comment : 1ul Injection
Method : /chem3/nt4.i/20050802a.b/SW846.m
Meth Date : 03-Aug-2005 16:32 jeff Quant Type: ISTD
Cal Date : 02-AUG-2005 20:22 Cal File: 0100802.d
Als bottle: 16
Dil Factor: 1.00000
Integrator: HP RTE Compound Sublist: PSDDA.sub
Target Version: 3.50

Concentration Formula: Amt * DF * Vt/(Ws * (100 - M)/100) * CpndVariable

Name	Value	Description
DF	1.00000	Dilution Factor
Vt	500.00000	Volume of final extract (uL)
Ws	34.20000	Weight of sample extracted (g)
M	25.70000	% Moisture

Cpnd Variable Local Compound Variable

	Compounds	QUANT SIG MASS	RT	EXP RT	REL RT	RESPONSE	CONCENTRATIONS ON-COLUMN (ug/mL)	CONCENTRATIONS FINAL (ug/kg)
$	1 2-Fluorophenol	112	5.234	5.135	(0.705)	206490	23.7784	467.9
$	2 Phenol-d5	99	7.120	7.112	(0.959)	255186	22.6776	446.2
	3 Phenol	94	Compound Not Detected.					
$	5 2-Chlorophenol-d4	132	7.120	7.117	(0.959)	206604	23.0000	452.6
	4 Bis(2-Chloroethyl)ether	93	Compound Not Detected.					
	6 2-Chlorophenol	128	Compound Not Detected.					
	7 1,3-Dichlorobenzene	146	Compound Not Detected.					
*	8 1,4-Dichlorobenzene-d4	152	7.424	7.427	(1.000)	124087	20.0000	
	9 1,4-Dichlorobenzene	146	Compound Not Detected.					
$	10 1,2-Dichlorobenzene-d4	152	7.745	7.753	(1.043)	74542	13.1167	258.1
	12 1,2-Dichlorobenzene	146	Compound Not Detected.					
	11 Benzyl alcohol	108	Compound Not Detected.					
	14 2,2'-oxybis(1-Chloropropane)	45	Compound Not Detected.					
	13 2-Methylphenol	108	Compound Not Detected.					
	17 Hexachloroethane	117	Compound Not Detected.					

	Compounds	QUANT SIG MASS	RT	EXP RT	REL RT	RESPONSE	CONCENTRATIONS ON-COLUMN (ug/mL)	FINAL (ug/kg)	
16	N-Nitroso-di-n-propylamine	70	Compound Not Detected.						
15	4-Methylphenol	108	Compound Not Detected.						
$ 18	Nitrobenzene-d5	82	8.460	8.469	(0.883)	186006	14.9859	294.9	
19	Nitrobenzene	77	Compound Not Detected.						
20	Isophorone	82	Compound Not Detected.						
21	2-Nitrophenol	139	Compound Not Detected.						
22	2,4-Dimethylphenol	107	Compound Not Detected.						
23	Bis(2-Chloroethoxy)methane	93	Compound Not Detected.						
24	Benzoic acid	105	Compound Not Detected.						
25	2,4-Dichlorophenol	162	Compound Not Detected.						
26	1,2,4-Trichlorobenzene	180	Compound Not Detected.						
* 27	Naphthalene-d8	136	9.577	9.585	(1.000)	463708	20.0000		
28	Naphthalene	128	Compound Not Detected.						
29	4-Chloroaniline	127	Compound Not Detected.						
30	Hexachlorobutadiene	225	Compound Not Detected.						
31	4-Chloro-3-methylphenol	107	Compound Not Detected.						
32	2-Methylnaphthalene	141	Compound Not Detected.						
33	Hexachlorocyclopentadiene	237	Compound Not Detected.						
34	2,4,6-Trichlorophenol	196	Compound Not Detected.						
35	2,4,5-Trichlorophenol	196	Compound Not Detected.						
$ 36	2-Fluorobiphenyl	172	11.409	11.412	(0.918)	254761	15.8028	310.9	(M)
37	2-Chloronaphthalene	162	Compound Not Detected.						
38	2-Nitroaniline	65	Compound Not Detected.						
39	Dimethylphthalate	163	Compound Not Detected.						
40	Acenaphthylene	152	Compound Not Detected.						
41	2,6-Dinitrotoluene	165	Compound Not Detected.						
* 42	Acenaphthene-d10	164	12.424	12.427	(1.000)	247051	20.0000		(M)
43	3-Nitroaniline	138	Compound Not Detected.						
44	Acenaphthene	153	Compound Not Detected.						
45	2,4-Dinitrophenol	184	Compound Not Detected.						
46	Dibenzofuran	168	Compound Not Detected.						
47	4-Nitrophenol	109	Compound Not Detected.						
48	2,4-Dinitrotoluene	165	Compound Not Detected.						
50	Diethylphthalate	149	Compound Not Detected.						
49	Fluorene	166	Compound Not Detected.						
51	4-Chlorophenyl-phenylether	204	Compound Not Detected.						
52	4-Nitroaniline	138	Compound Not Detected.						
53	4,6-Dinitro-2-methylphenol	198	Compound Not Detected.						
54	N-Nitrosodiphenylamine	169	Compound Not Detected.						
$ 55	2,4,6-Tribromophenol	330	13.706	13.709	(1.103)	41539	26.2446	516.4	(M)
56	4-Bromophenyl-phenylether	248	Compound Not Detected.						
57	Hexachlorobenzene	284	Compound Not Detected.						
58	Pentachlorophenol	266	Compound Not Detected.						
* 59	Phenanthrene-d10	188	14.743	14.746	(1.000)	367664	20.0000		(M)
60	Phenanthrene	178	Compound Not Detected.						
61	Anthracene	178	Compound Not Detected.						
62	Carbazole	167	Compound Not Detected.						

	Compounds	QUANT SIG MASS	RT	EXP RT	REL RT	RESPONSE	CONCENTRATIONS ON-COLUMN (ug/mL)	FINAL (ug/kg)
	63 Di-n-butylphthalate	149	15.929	15.932	(1.080)	75651	3.18232 B	62.62
	64 Fluoranthene	202	Compound Not Detected.					
	65 Pyrene	202	Compound Not Detected.					
$	66 Terphenyl-d14	244	17.382	17.385	(0.916)	230436	15.8591	312.1
	67 Butylbenzylphthalate	149	Compound Not Detected.					
	68 Benzo(a)anthracene	228	Compound Not Detected.					
*	69 Chrysene-d12	240	18.979	18.982	(1.000)	311718	20.0000	
	70 3,3'-Dichlorobenzidine	252	Compound Not Detected.					
	71 Chrysene	228	Compound Not Detected.					
	72 bis(2-Ethylhexyl)phthalate	149	Compound Not Detected.					
*	134 Di-n-octylphthalate-d4	153	20.218	20.227	(1.000)	555843	20.0000	
	73 Di-n-octylphthalate	149	Compound Not Detected.					
	74 Benzo(b)fluoranthene	252	Compound Not Detected.					
	75 Benzo(k)fluoranthene	252	Compound Not Detected.					
	76 Benzo(a)pyrene	252	Compound Not Detected.					
*	77 Perylene-d12	264	21.100	21.103	(1.000)	303807	20.0000	
	78 Indeno(1,2,3-cd)pyrene	276	Compound Not Detected.					
	79 Dibenzo(a,h)anthracene	278	Compound Not Detected.					
	80 Benzo(g,h,i)perylene	276	Compound Not Detected.					

QC Flag Legend

M - Compound response manually integrated.

Analytical Resources, Inc.

INTERNAL STANDARD COMPOUNDS
AREA AND RT SUMMARY

Instrument ID: nt4.i
Lab File ID: ih28e.d
Lab Smp Id: IH28E
Analysis Type: SV
Quant Type: ISTD
Operator: VS
Method File: /chem3/nt4.i/20050802a.b/SW846.m
Misc Info: 05-11885

Calibration Date: 02-AUG-2005
Calibration Time: 21:28
Client Smp ID: AN-RI-SEDC-09B
Level: LOW
Sample Type: Sediment

		AREA LIMIT			
COMPOUND	STANDARD	LOWER	UPPER	SAMPLE	%DIFF
8 1,4-Dichlorobenze	121607	60804	243214	124087	2.04
27 Naphthalene-d8	430121	215060	860242	463708	7.81
42 Acenaphthene-d10	229587	114794	459174	247051	7.61
59 Phenanthrene-d10	343054	171527	686108	367664	7.17
69 Chrysene-d12	260573	130286	521146	311718	19.63
134 Di-n-octylphthala	469301	234650	938602	555843	18.44
77 Perylene-d12	283780	141890	567560	303807	7.06

		RT LIMIT			
COMPOUND	STANDARD	LOWER	UPPER	SAMPLE	%DIFF
8 1,4-Dichlorobenze	7.43	6.93	7.93	7.42	-0.04
27 Naphthalene-d8	9.59	9.09	10.09	9.58	-0.09
42 Acenaphthene-d10	12.43	11.93	12.93	12.42	-0.02
59 Phenanthrene-d10	14.75	14.25	15.25	14.74	-0.02
69 Chrysene-d12	18.98	18.48	19.48	18.98	-0.02
134 Di-n-octylphthala	20.23	19.73	20.73	20.22	-0.04
77 Perylene-d12	21.10	20.60	21.60	21.10	-0.01

AREA UPPER LIMIT = +100% of internal standard area.
AREA LOWER LIMIT = - 50% of internal standard area.
RT UPPER LIMIT = + 0.50 minutes of internal standard RT.
RT LOWER LIMIT = - 0.50 minutes of internal standard RT.

Analytical Resources, Inc.

RECOVERY REPORT

Client Name: ANCHOR
Sample Matrix: SOLID
Lab Smp Id: IH28E
Level: LOW
Data Type: MS DATA
SpikeList File: tclp.spk
Sublist File: PSDDA.sub
Method File: /chem3/nt4.i/20050802a.b/SW846.m
Misc Info: 05-11885

Client SDG: IH28
Fraction: SV
Client Smp ID: AN-RI-SEDC-09B
Operator: VS
SampleType: SAMPLE
Quant Type: ISTD

SURROGATE COMPOUND	CONC ADDED ug/kg	CONC RECOVERED ug/kg	% RECOVERED	LIMITS
$ 1 2-Fluorophenol	737.9	467.9	63.41	24-112
$ 2 Phenol-d5	737.9	446.2	60.47	29-109
$ 5 2-Chlorophenol-d4	737.9	452.6	61.33	34-101
$ 10 1,2-Dichlorobenzen	491.9	258.1	52.47	30-84
$ 18 Nitrobenzene-d5	491.9	294.9	59.94	28-103
$ 36 2-Fluorobiphenyl	491.9	310.9	63.21	33-104
$ 55 2,4,6-Tribromophen	737.9	516.4	69.99	27-134
$ 66 Terphenyl-d14	491.9	312.1	63.44	31-120

Data File: /chem3/nt4.i/20050802a.b/ih28e.d
Date : 03-AUG-2005 01:19
Client ID: AN-RI-SEDC-09B
Sample Info: IH28E
Volume Injected (uL): 1.0
Column phase: RTX-5

Instrument: nt4.i
Operator: VS
Column diameter: 0.32

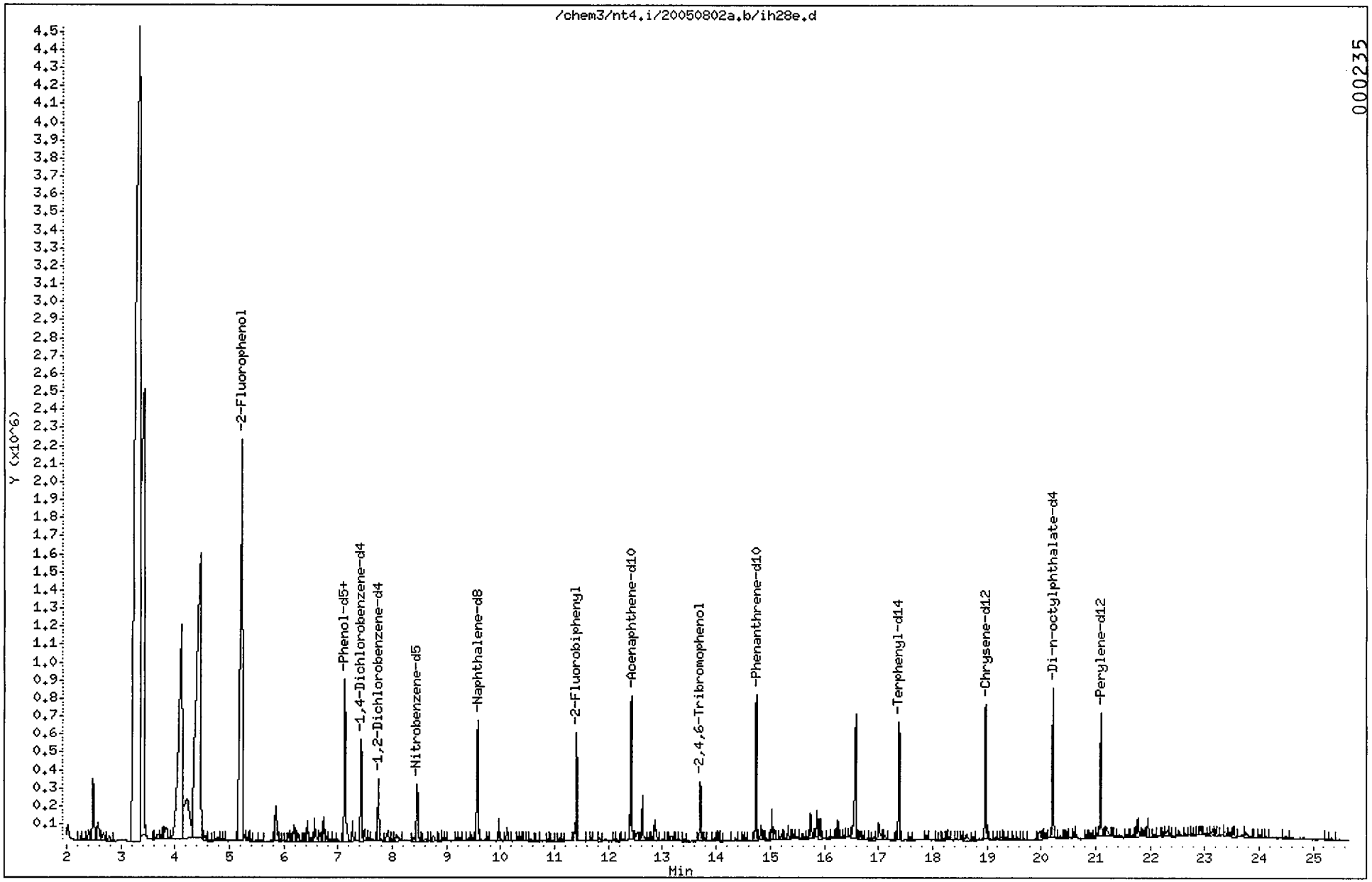

Data File: /chem3/nt4.i/20050802a.b/ih28e.d

Date : 03-AUG-2005 01:19

Client ID: AN-RI-SEDC-09B

Instrument: nt4.i

Sample Info: IH28E

Volume Injected (uL): 1.0

Operator: VS

Column phase: RTX-5

Column diameter: 0.32

63 Di-n-butylphthalate

Concentration: 62.62 ug/kg

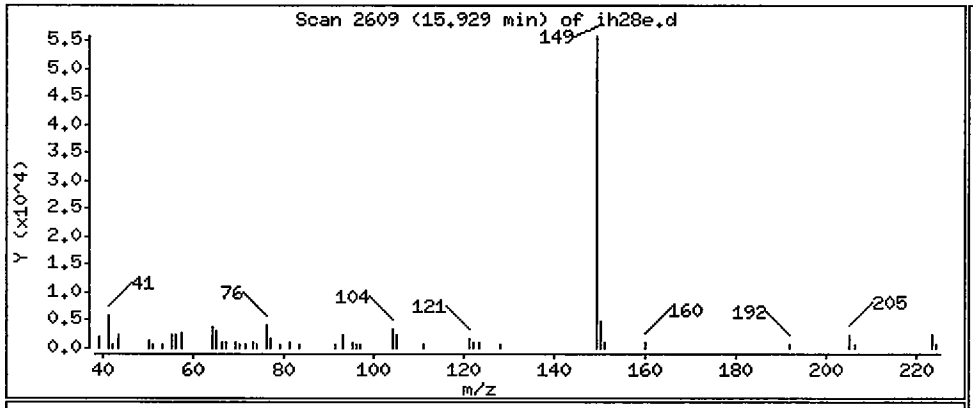

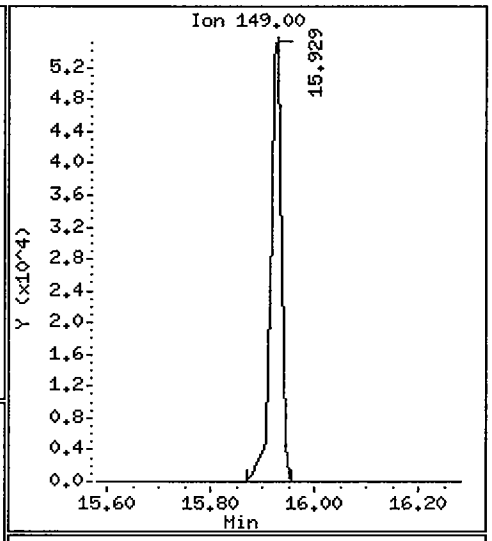

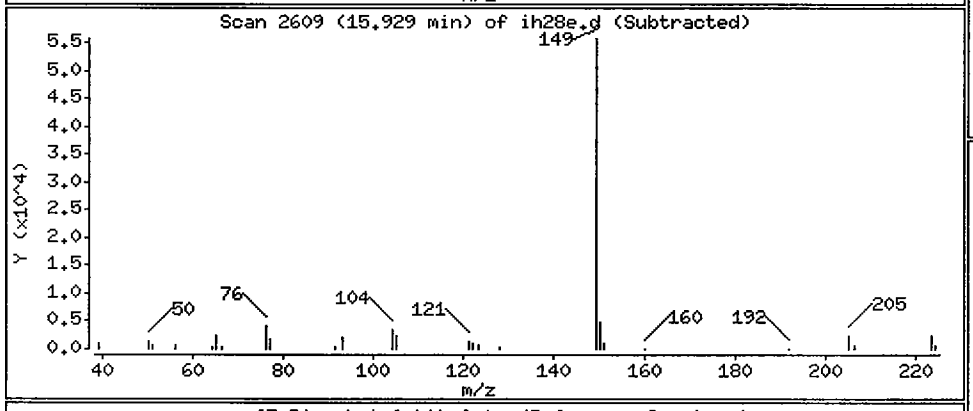

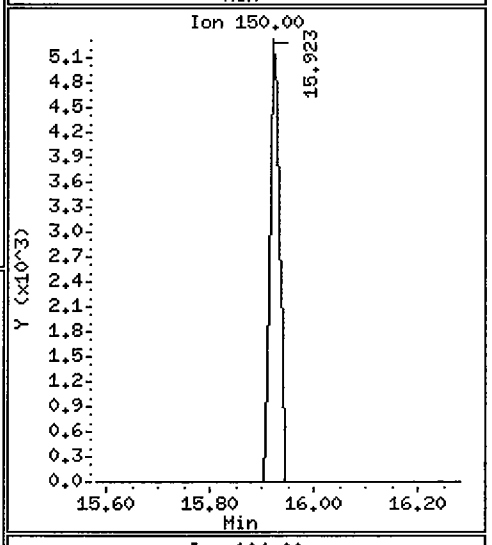

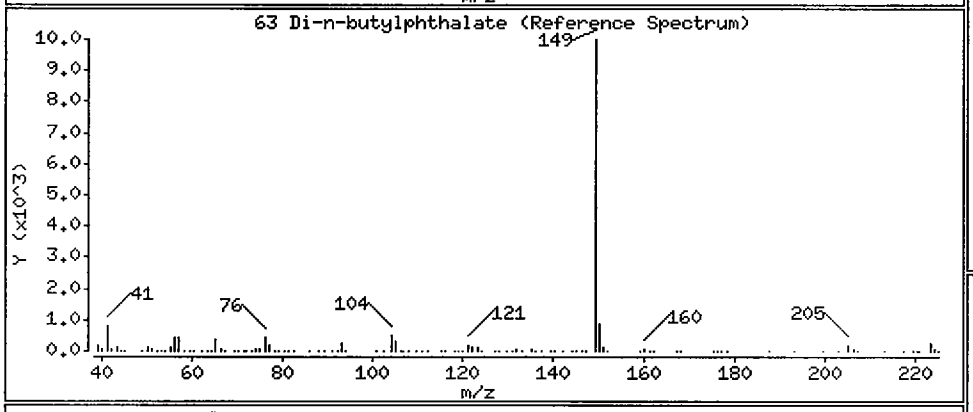

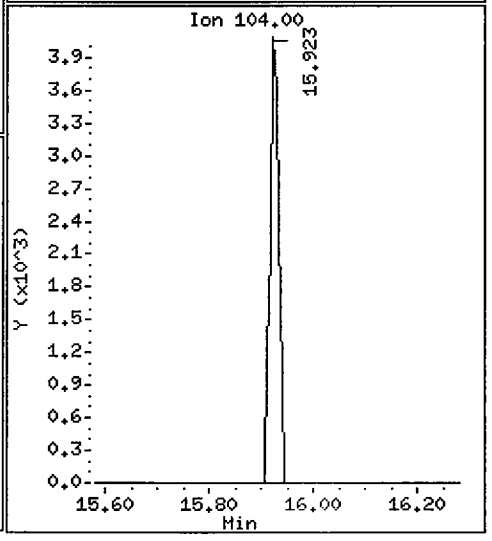

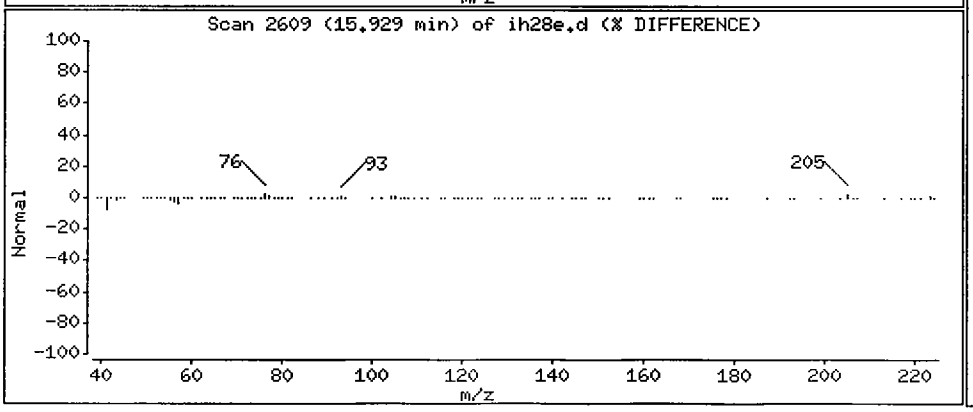

Data File: /chem3/nt4.i/20050802a.b/ih28e.d
Injection Date: 03-AUG-2005 01:19
Instrument: nt4.i
Client Sample ID: AN-RI-SEDC-09B

Compound: 2-Fluorobiphenyl
CAS Number: 321-60-8

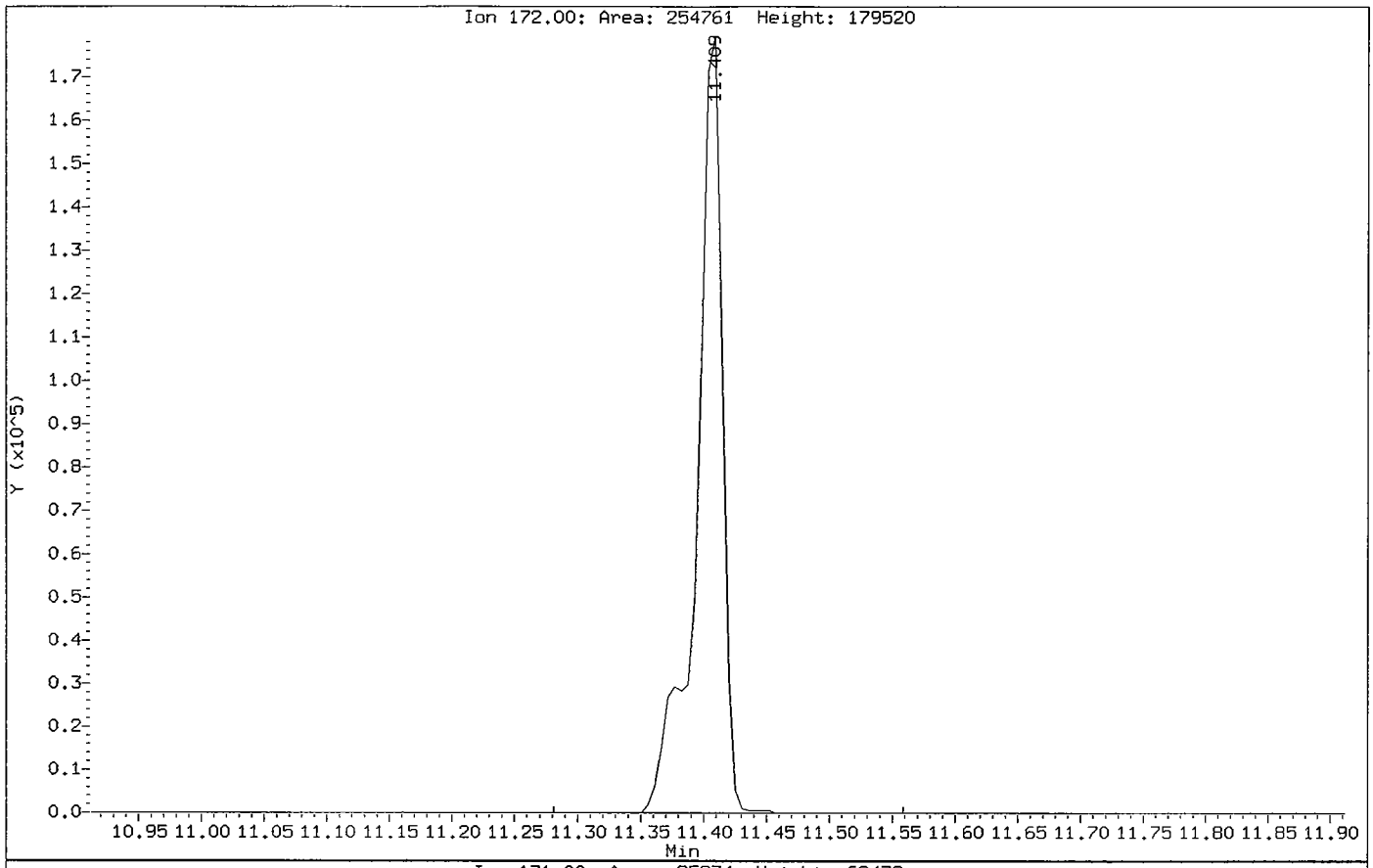

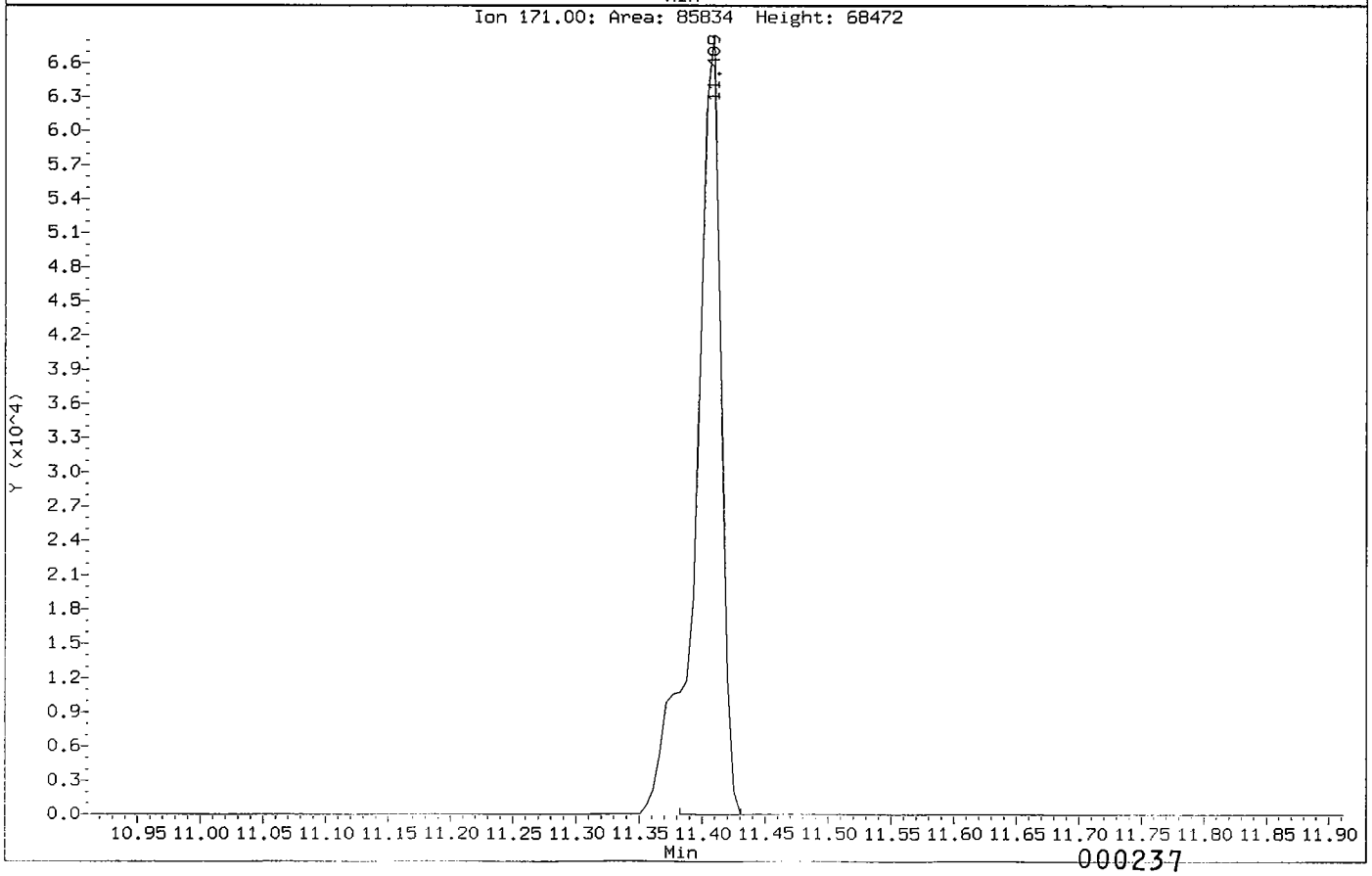

Data File: /chem3/nt4.i/20050802a.b/ih28e.d
Injection Date: 03-AUG-2005 01:19
Instrument: nt4.i
Client Sample ID: AN-RI-SEDC-09B

Compound: Acenaphthene-d10
CAS Number:

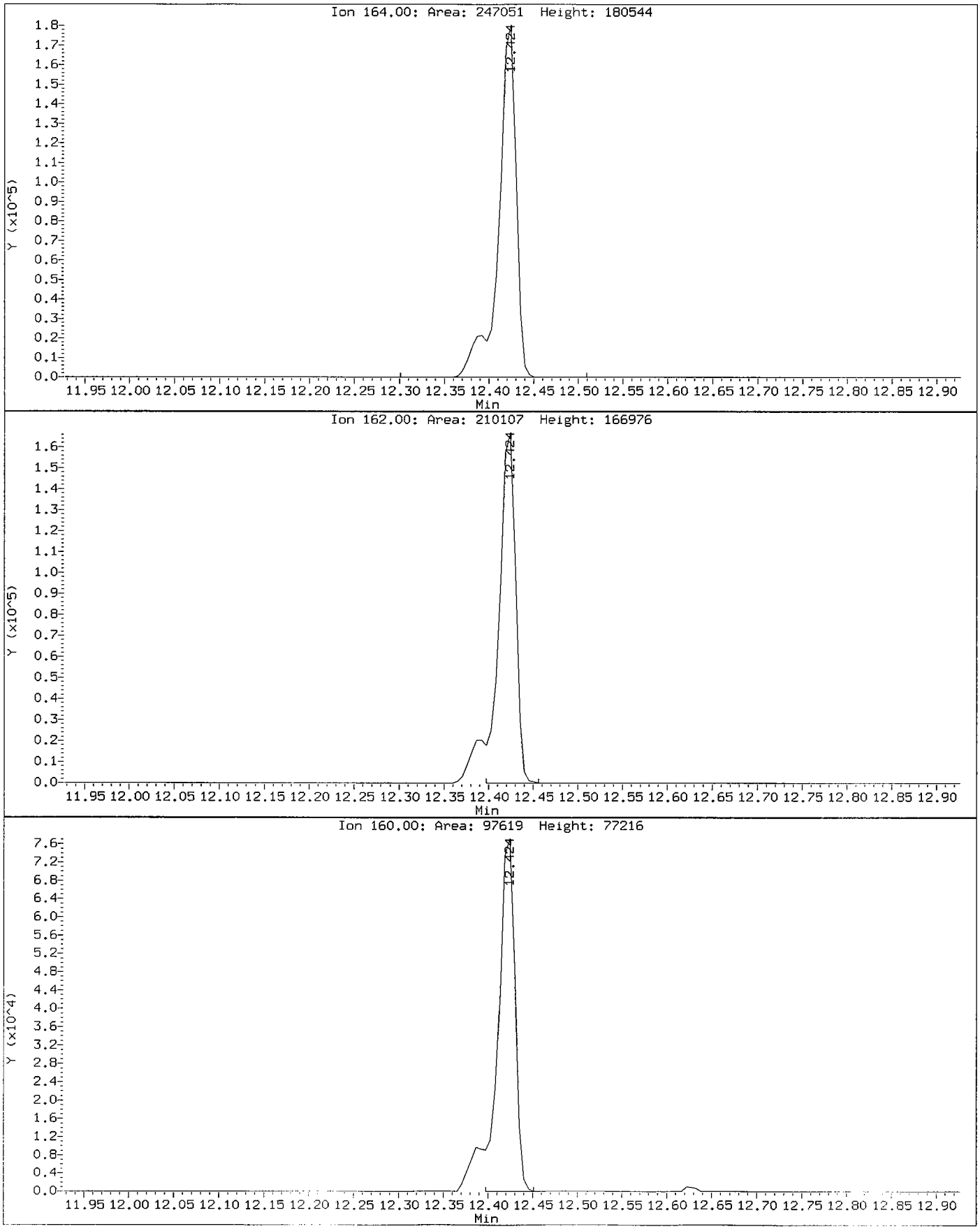

Data File: /chem3/nt4.i/20050802a.b/ih28e.d
Injection Date: 03-AUG-2005 01:19
Instrument: nt4.i
Client Sample ID: AN-RI-SEDC-09B

Compound: 2,4,6-Tribromophenol
CAS Number: 118-79-6

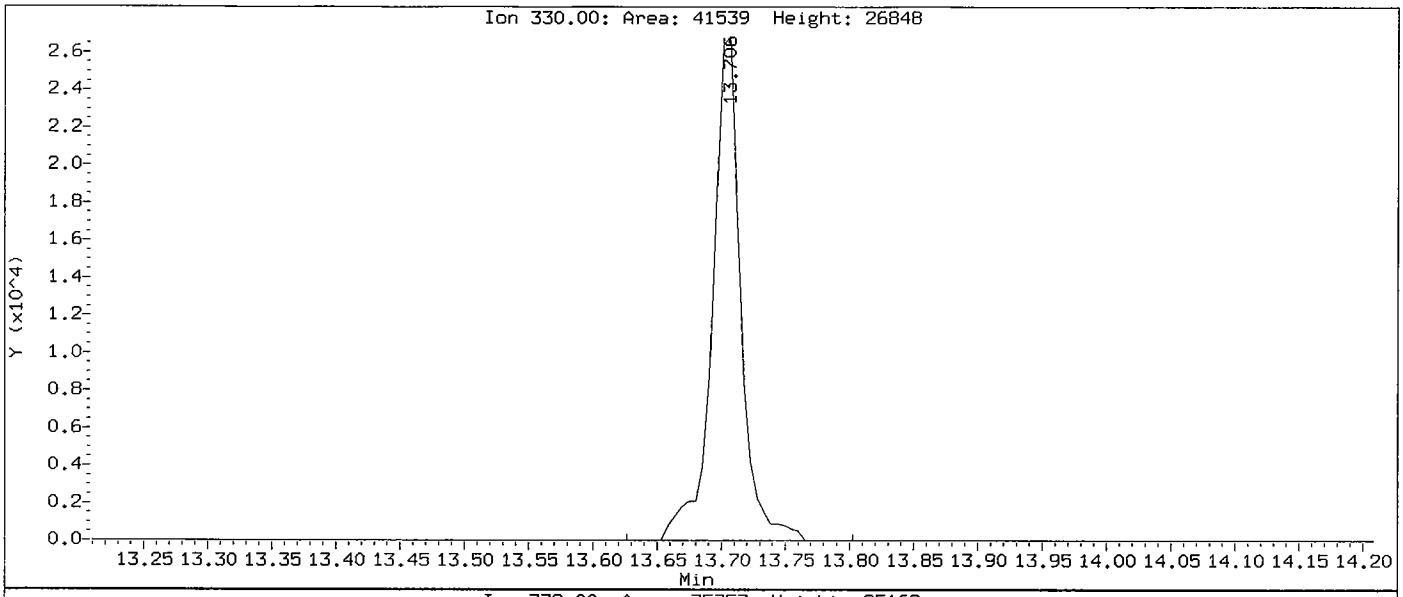

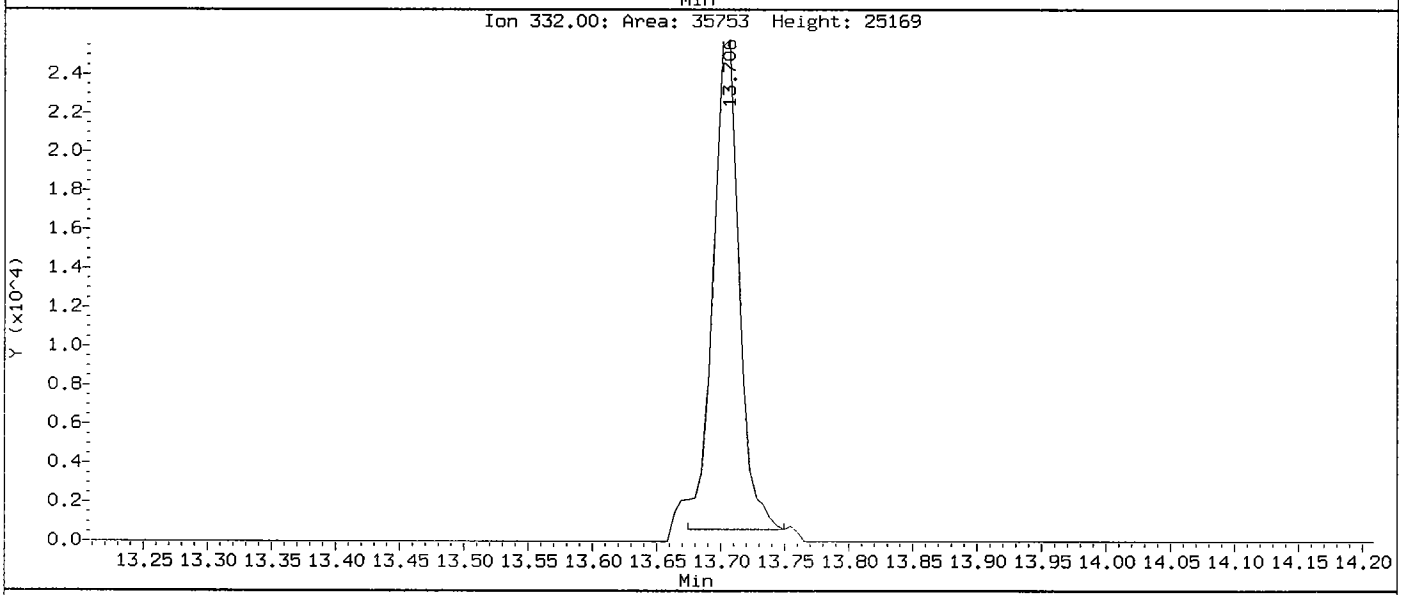

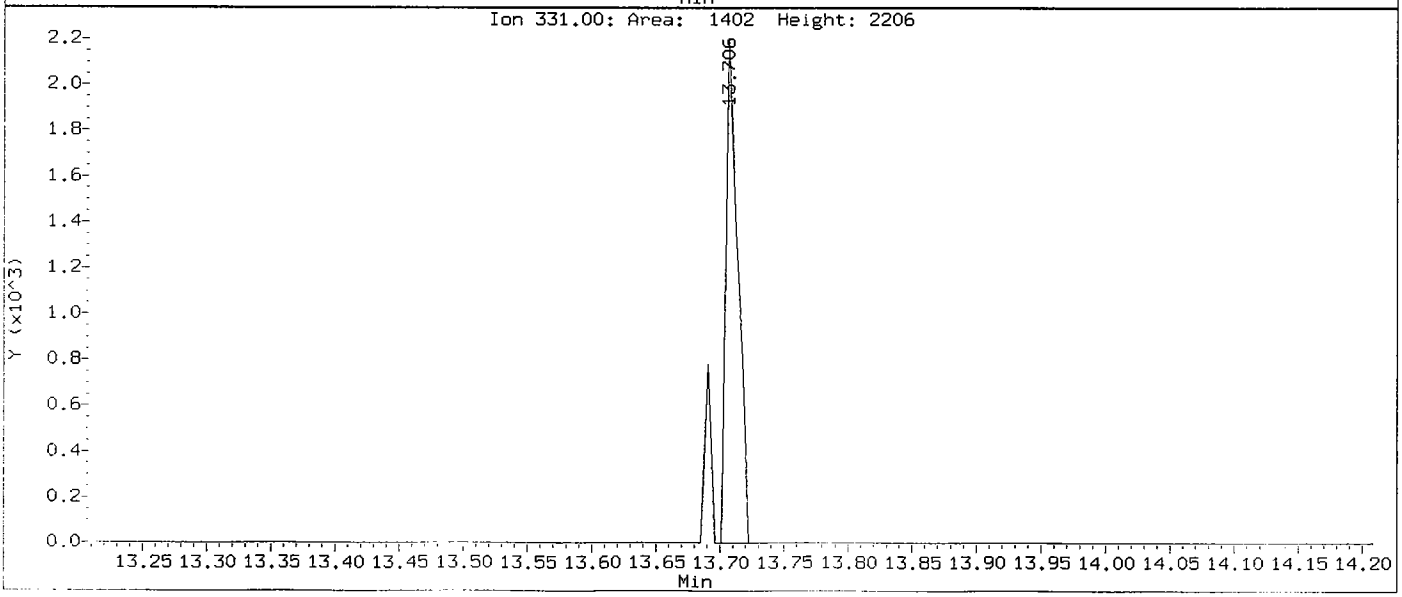

Data File: /chem3/nt4.i/20050802a.b/ih28e.d
Injection Date: 03-AUG-2005 01:19
Instrument: nt4.i
Client Sample ID: AN-RI-SEDC-09B

Compound: Phenanthrene-d10
CAS Number:

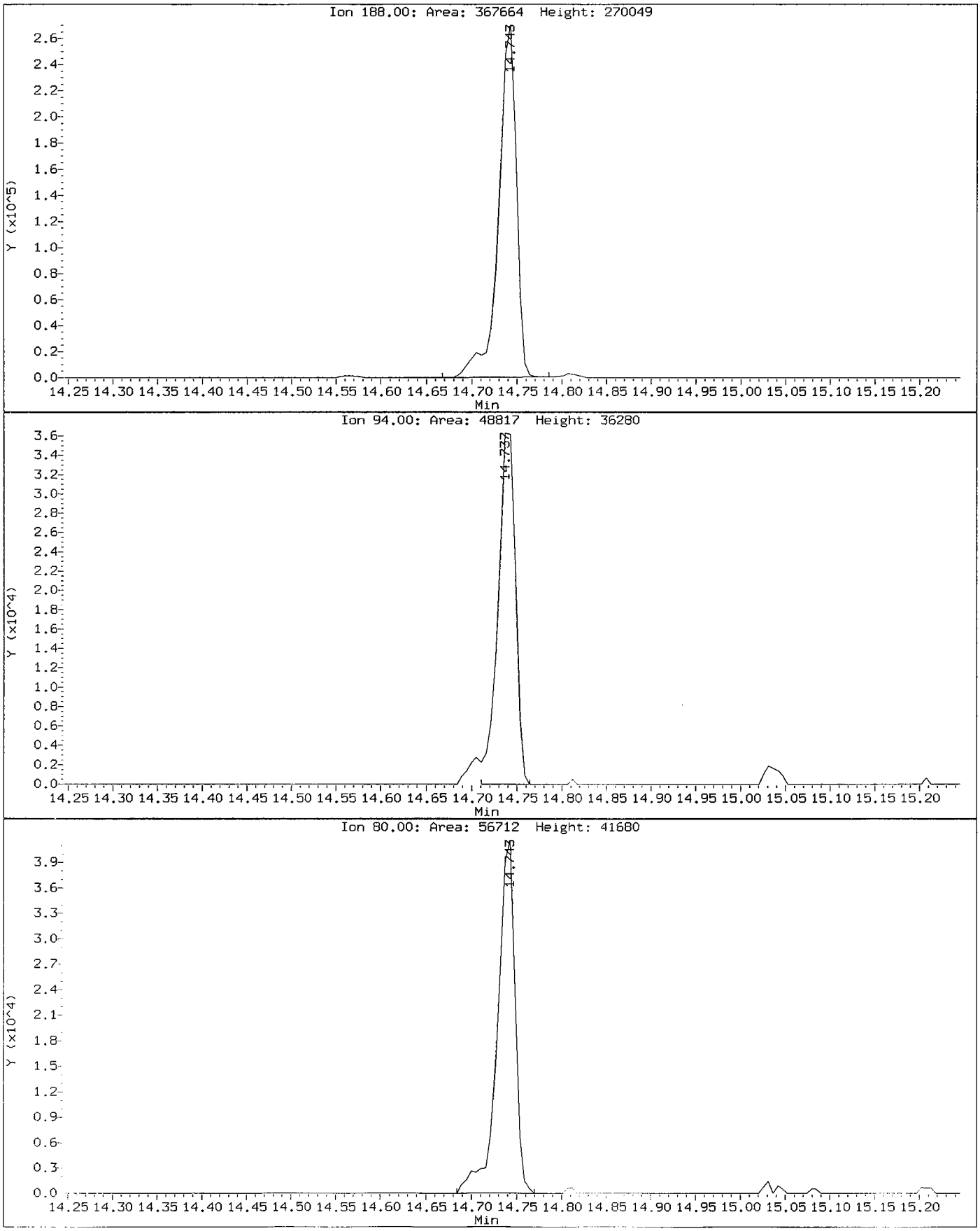

ANALYTICAL RESOURCES INCORPORATED

ORGANICS ANALYSIS DATA SHEET
PSDDA Semivolatiles by SW8270D GC/MS **Sample ID: AN-RI-SEDC-09C**
Page 1 of 1 **SAMPLE**

Lab Sample ID: IH28F
LIMS ID: 05-11886
Matrix: Sediment
Data Release Authorized:
Reported: 08/04/05

QC Report No: IH28-Anchor Environmental
Project: KC Former Scott Mill
00010501/T2
Date Sampled: 07/13/05
Date Received: 07/18/05

Date Extracted: 07/25/05
Date Analyzed: 08/03/05 01:52
Instrument/Analyst: NT4/LJR
GPC Cleanup: No

Sample Amount: 25.6 g-dry-wt
Final Extract Volume: 0.5 mL
Dilution Factor: 1.00
Percent Moisture: 13.3%
pH: 8.0

CAS Number	Analyte	RL	Result
108-95-2	Phenol	20	< 20 U
100-51-6	Benzyl Alcohol	20	< 20 U
95-48-7	2-Methylphenol	20	< 20 U
106-44-5	4-Methylphenol	20	< 20 U
67-72-1	Hexachloroethane	20	< 20 U
105-67-9	2,4-Dimethylphenol	20	< 20 U
65-85-0	Benzoic Acid	200	< 200 U
120-82-1	1,2,4-Trichlorobenzene	20	< 20 U
91-20-3	Naphthalene	20	< 20 U
87-68-3	Hexachlorobutadiene	20	< 20 U
91-57-6	2-Methylnaphthalene	20	< 20 U
131-11-3	Dimethylphthalate	20	< 20 U
208-96-8	Acenaphthylene	20	< 20 U
83-32-9	Acenaphthene	20	< 20 U
132-64-9	Dibenzofuran	20	< 20 U
84-66-2	Diethylphthalate	20	< 20 U
86-73-7	Fluorene	20	< 20 U
86-30-6	N-Nitrosodiphenylamine	20	< 20 U
87-86-5	Pentachlorophenol	98	< 98 U
85-01-8	Phenanthrene	20	< 20 U
120-12-7	Anthracene	20	< 20 U
84-74-2	Di-n-Butylphthalate	20	< 20 U
206-44-0	Fluoranthene	20	< 20 U
129-00-0	Pyrene	20	< 20 U
85-68-7	Butylbenzylphthalate	20	< 20 U
56-55-3	Benzo(a)anthracene	20	< 20 U
117-81-7	bis(2-Ethylhexyl)phthalate	20	< 20 U
218-01-9	Chrysene	20	< 20 U
117-84-0	Di-n-Octyl phthalate	20	< 20 U
205-99-2	Benzo(b)fluoranthene	20	< 20 U
207-08-9	Benzo(k)fluoranthene	20	< 20 U
50-32-8	Benzo(a)pyrene	20	< 20 U
193-39-5	Indeno(1,2,3-cd)pyrene	20	< 20 U
53-70-3	Dibenz(a,h)anthracene	20	< 20 U
191-24-2	Benzo(g,h,i)perylene	20	< 20 U

Reported in µg/kg (ppb)

Semivolatile Surrogate Recovery

d5-Nitrobenzene	62.8%	2-Fluorobiphenyl	67.6%
d14-p-Terphenyl	69.2%	d4-1,2-Dichlorobenzene	58.4%
d5-Phenol	63.5%	2-Fluorophenol	65.1%
2,4,6-Tribromophenol	72.3%	d4-2-Chlorophenol	65.3%

Analytical Resources, Inc.

Semivolatile Report SW846 Method 8270C

Data file : /chem3/nt4.i/20050802a.b/ih28f.d
Lab Smp Id: IH28F Client Smp ID: AN-RI-SEDC-09C
Inj Date : 03-AUG-2005 01:52
Operator : VS Inst ID: nt4.i
Smp Info : IH28F
Misc Info : 05-11886
Comment : 1ul Injection
Method : /chem3/nt4.i/20050802a.b/SW846.m
Meth Date : 03-Aug-2005 16:32 jeff Quant Type: ISTD
Cal Date : 02-AUG-2005 20:22 Cal File: 0100802.d
Als bottle: 17
Dil Factor: 1.00000
Integrator: HP RTE Compound Sublist: PSDDA.sub
Target Version: 3.50

Concentration Formula: Amt * DF * Vt/(Ws * (100 - M)/100) * CpndVariable

Name	Value	Description
DF	1.00000	Dilution Factor
Vt	500.00000	Volume of final extract (uL)
Ws	29.50000	Weight of sample extracted (g)
M	13.30000	% Moisture

Cpnd Variable Local Compound Variable

	Compounds	QUANT SIG MASS	RT	EXP RT	REL RT	RESPONSE	CONCENTRATIONS ON-COLUMN (ug/mL)	CONCENTRATIONS FINAL (ug/kg)
$	1 2-Fluorophenol	112	5.249	5.135	(0.707)	187782	24.3945	476.9
$	2 Phenol-d5	99	7.119	7.112	(0.959)	237599	23.8158	465.7
	3 Phenol	94	Compound Not Detected.					
$	5 2-Chlorophenol-d4	132	7.124	7.117	(0.960)	195398	24.5393	479.7
	4 Bis(2-Chloroethyl)ether	93	Compound Not Detected.					
	6 2-Chlorophenol	128	Compound Not Detected.					
	7 1,3-Dichlorobenzene	146	Compound Not Detected.					
*	8 1,4-Dichlorobenzene-d4	152	7.424	7.427	(1.000)	109995	20.0000	
	9 1,4-Dichlorobenzene	146	Compound Not Detected.					
$	10 1,2-Dichlorobenzene-d4	152	7.744	7.753	(1.043)	73388	14.5680	284.8
	12 1,2-Dichlorobenzene	146	Compound Not Detected.					
	11 Benzyl alcohol	108	Compound Not Detected.					
	14 2,2'-oxybis(1-Chloropropane)	45	Compound Not Detected.					
	13 2-Methylphenol	108	Compound Not Detected.					
	17 Hexachloroethane	117	Compound Not Detected.					

	Compounds	QUANT SIG MASS	RT	EXP RT	REL RT	RESPONSE	CONCENTRATIONS ON-COLUMN (ug/mL)	FINAL (ug/kg)
16	N-Nitroso-di-n-propylamine	70	Compound Not Detected.					
15	4-Methylphenol	108	Compound Not Detected.					
$ 18	Nitrobenzene-d5	82	8.460	8.469	(0.883)	172853	15.6655	306.2
19	Nitrobenzene	77	Compound Not Detected.					
20	Isophorone	82	Compound Not Detected.					
21	2-Nitrophenol	139	Compound Not Detected.					
22	2,4-Dimethylphenol	107	Compound Not Detected.					
23	Bis(2-Chloroethoxy)methane	93	Compound Not Detected.					
24	Benzoic acid	105	Compound Not Detected.					
25	2,4-Dichlorophenol	162	Compound Not Detected.					
26	1,2,4-Trichlorobenzene	180	Compound Not Detected.					
* 27	Naphthalene-d8	136	9.576	9.585	(1.000)	412224	20.0000	
28	Naphthalene	128	Compound Not Detected.					
29	4-Chloroaniline	127	Compound Not Detected.					
30	Hexachlorobutadiene	225	Compound Not Detected.					
31	4-Chloro-3-methylphenol	107	Compound Not Detected.					
32	2-Methylnaphthalene	141	Compound Not Detected.					
33	Hexachlorocyclopentadiene	237	Compound Not Detected.					
34	2,4,6-Trichlorophenol	196	Compound Not Detected.					
35	2,4,5-Trichlorophenol	196	Compound Not Detected.					
$ 36	2-Fluorobiphenyl	172	11.403	11.412	(0.918)	242273	16.8800	330.0
37	2-Chloronaphthalene	162	Compound Not Detected.					
38	2-Nitroaniline	65	Compound Not Detected.					
39	Dimethylphthalate	163	Compound Not Detected.					
40	Acenaphthylene	152	Compound Not Detected.					
41	2,6-Dinitrotoluene	165	Compound Not Detected.					
* 42	Acenaphthene-d10	164	12.418	12.427	(1.000)	219948	20.0000	
43	3-Nitroaniline	138	Compound Not Detected.					
44	Acenaphthene	153	Compound Not Detected.					
45	2,4-Dinitrophenol	184	Compound Not Detected.					
46	Dibenzofuran	168	Compound Not Detected.					
47	4-Nitrophenol	109	Compound Not Detected.					
48	2,4-Dinitrotoluene	165	Compound Not Detected.					
50	Diethylphthalate	149	Compound Not Detected.					
49	Fluorene	166	Compound Not Detected.					
51	4-Chlorophenyl-phenylether	204	Compound Not Detected.					
52	4-Nitroaniline	138	Compound Not Detected.					
53	4,6-Dinitro-2-methylphenol	198	Compound Not Detected.					
54	N-Nitrosodiphenylamine	169	Compound Not Detected.					
$ 55	2,4,6-Tribromophenol	330	13.706	13.709	(1.104)	38147	27.0714	529.2
56	4-Bromophenyl-phenylether	248	Compound Not Detected.					
57	Hexachlorobenzene	284	Compound Not Detected.					
58	Pentachlorophenol	266	Compound Not Detected.					
* 59	Phenanthrene-d10	188	14.737	14.746	(1.000)	323873	20.0000	
60	Phenanthrene	178	Compound Not Detected.					
61	Anthracene	178	Compound Not Detected.					
62	Carbazole	167	Compound Not Detected.					

	Compounds	QUANT SIG MASS	RT	EXP RT	REL RT	RESPONSE	CONCENTRATIONS ON-COLUMN (ug/mL)	CONCENTRATIONS FINAL (ug/kg)
63	Di-n-butylphthalate	149	Compound Not Detected.					
64	Fluoranthene	202	Compound Not Detected.					
65	Pyrene	202	Compound Not Detected.					
$ 66	Terphenyl-d14	244	17.381	17.385	(0.916)	225075	17.2665	337.5
67	Butylbenzylphthalate	149	Compound Not Detected.					
68	Benzo(a)anthracene	228	Compound Not Detected.					
* 69	Chrysene-d12	240	18.973	18.982	(1.000)	279648	20.0000	
70	3,3'-Dichlorobenzidine	252	Compound Not Detected.					
71	Chrysene	228	Compound Not Detected.					
72	bis(2-Ethylhexyl)phthalate	149	Compound Not Detected.					
* 134	Di-n-octylphthalate-d4	153	20.218	20.227	(1.000)	495667	20.0000	
73	Di-n-octylphthalate	149	Compound Not Detected.					
74	Benzo(b)fluoranthene	252	Compound Not Detected.					
75	Benzo(k)fluoranthene	252	Compound Not Detected.					
76	Benzo(a)pyrene	252	Compound Not Detected.					
* 77	Perylene-d12	264	21.099	21.103	(1.000)	277494	20.0000	
78	Indeno(1,2,3-cd)pyrene	276	Compound Not Detected.					
79	Dibenzo(a,h)anthracene	278	Compound Not Detected.					
80	Benzo(g,h,i)perylene	276	Compound Not Detected.					

Analytical Resources, Inc.

INTERNAL STANDARD COMPOUNDS
AREA AND RT SUMMARY

Instrument ID: nt4.i
Lab File ID: ih28f.d
Lab Smp Id: IH28F
Analysis Type: SV
Quant Type: ISTD
Operator: VS
Method File: /chem3/nt4.i/20050802a.b/SW846.m
Misc Info: 05-11886

Calibration Date: 02-AUG-2005
Calibration Time: 21:28
Client Smp ID: AN-RI-SEDC-09C
Level: LOW
Sample Type: Sediment

		AREA LIMIT			
COMPOUND	STANDARD	LOWER	UPPER	SAMPLE	%DIFF
8 1,4-Dichlorobenze	121607	60804	243214	109995	-9.55
27 Naphthalene-d8	430121	215060	860242	412224	-4.16
42 Acenaphthene-d10	229587	114794	459174	219948	-4.20
59 Phenanthrene-d10	343054	171527	686108	323873	-5.59
69 Chrysene-d12	260573	130286	521146	279648	7.32
134 Di-n-octylphthala	469301	234650	938602	495667	5.62
77 Perylene-d12	283780	141890	567560	277494	-2.22

		RT LIMIT			
COMPOUND	STANDARD	LOWER	UPPER	SAMPLE	%DIFF
8 1,4-Dichlorobenze	7.43	6.93	7.93	7.42	-0.05
27 Naphthalene-d8	9.59	9.09	10.09	9.58	-0.09
42 Acenaphthene-d10	12.43	11.93	12.93	12.42	-0.07
59 Phenanthrene-d10	14.75	14.25	15.25	14.74	-0.06
69 Chrysene-d12	18.98	18.48	19.48	18.97	-0.05
134 Di-n-octylphthala	20.23	19.73	20.73	20.22	-0.04
77 Perylene-d12	21.10	20.60	21.60	21.10	-0.02

AREA UPPER LIMIT = +100% of internal standard area.
AREA LOWER LIMIT = - 50% of internal standard area.
RT UPPER LIMIT = + 0.50 minutes of internal standard RT.
RT LOWER LIMIT = - 0.50 minutes of internal standard RT.

Analytical Resources, Inc.

RECOVERY REPORT

Client Name: ANCHOR
Sample Matrix: SOLID
Lab Smp Id: IH28F
Level: LOW
Data Type: MS DATA
SpikeList File: tclp.spk
Sublist File: PSDDA.sub
Method File: /chem3/nt4.i/20050802a.b/SW846.m
Misc Info: 05-11886

Client SDG: IH28
Fraction: SV
Client Smp ID: AN-RI-SEDC-09C
Operator: VS
SampleType: SAMPLE
Quant Type: ISTD

SURROGATE COMPOUND	CONC ADDED ug/kg	CONC RECOVERED ug/kg	% RECOVERED	LIMITS
$ 1 2-Fluorophenol	733.1	476.9	65.05	24-112
$ 2 Phenol-d5	733.1	465.7	63.52	29-109
$ 5 2-Chlorophenol-d4	733.1	479.7	65.44	34-101
$ 10 1,2-Dichlorobenzen	488.7	284.8	58.27	30-84
$ 18 Nitrobenzene-d5	488.7	306.2	62.66	28-103
$ 36 2-Fluorobiphenyl	488.7	330.0	67.52	33-104
$ 55 2,4,6-Tribromophen	733.1	529.2	72.19	27-134
$ 66 Terphenyl-d14	488.7	337.5	69.07	31-120

Data File: /chem3/nt4.i/20050802a.b/ih28f.d
Date : 03-AUG-2005 01:52
Client ID: AN-RI-SEDC-09C
Sample Info: IH28F
Volume Injected (uL): 1.0
Column phase: RTX-5

Instrument: nt4.i
Operator: VS
Column diameter: 0.32

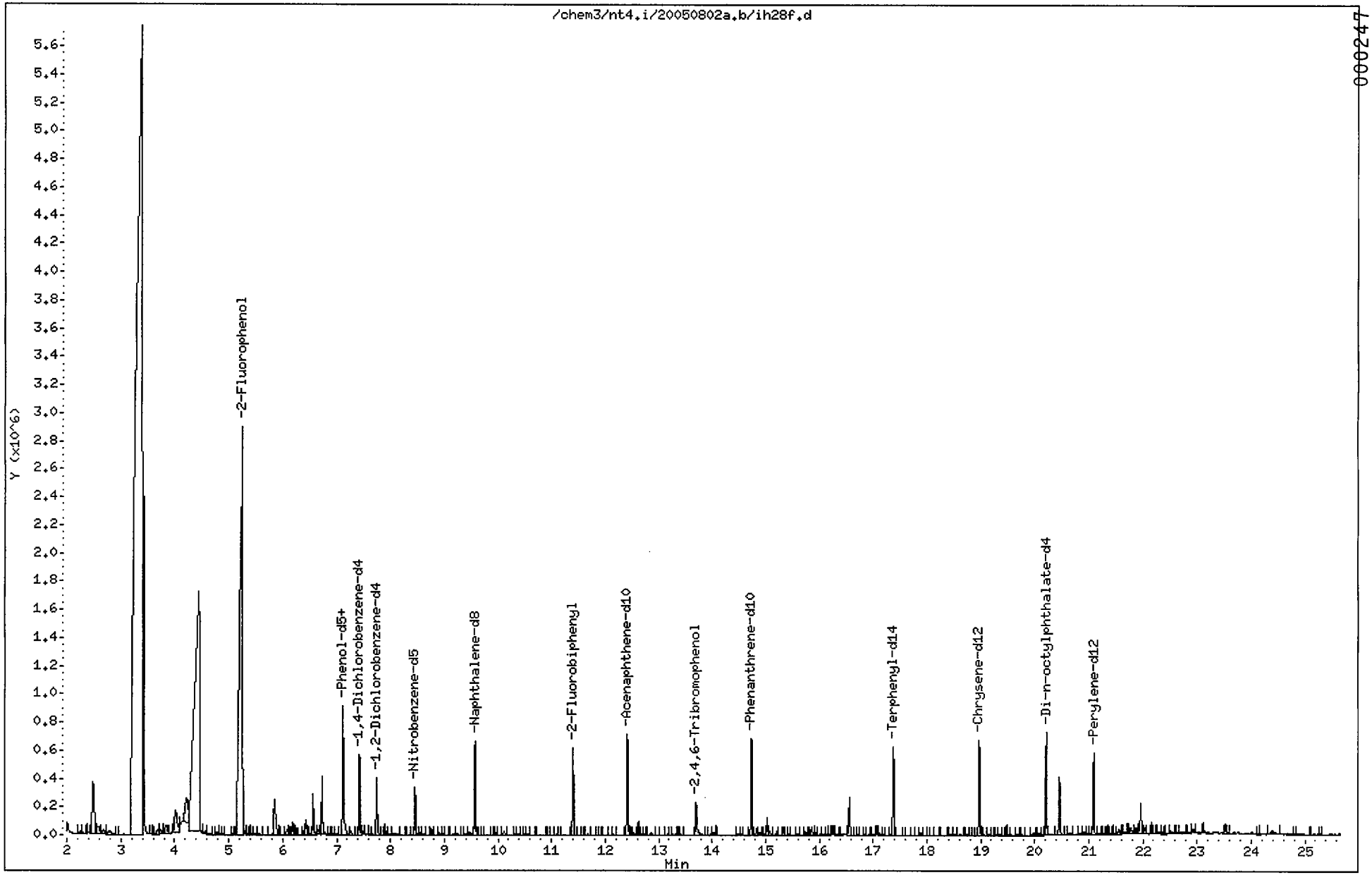

0002447

ANALYTICAL RESOURCES INCORPORATED

ORGANICS ANALYSIS DATA SHEET
PSDDA Semivolatiles by SW8270D GC/MS **Sample ID: AN-RI-SEDC-02A**
Page 1 of 1 **SAMPLE**

Lab Sample ID: IH28G
LIMS ID: 05-11887
Matrix: Sediment
Data Release Authorized:
Reported: 08/04/05

QC Report No: IH28-Anchor Environmental
Project: KC Former Scott Mill
00010501/T2
Date Sampled: 07/14/05
Date Received: 07/18/05

Date Extracted: 07/25/05
Date Analyzed: 08/03/05 03:30
Instrument/Analyst: NT4/LJR
GPC Cleanup: No

Sample Amount: 25.9 g-dry-wt
Final Extract Volume: 0.5 mL
Dilution Factor: 1.00
Percent Moisture: 20.0%
pH: 7.5

CAS Number	Analyte	RL	Result
108-95-2	Phenol	19	< 19 U
100-51-6	Benzyl Alcohol	19	< 19 U
95-48-7	2-Methylphenol	19	< 19 U
106-44-5	4-Methylphenol	19	< 19 U
67-72-1	Hexachloroethane	19	< 19 U
105-67-9	2,4-Dimethylphenol	19	< 19 U
65-85-0	Benzoic Acid	190	< 190 U
120-82-1	1,2,4-Trichlorobenzene	19	< 19 U
91-20-3	Naphthalene	19	< 19 U
87-68-3	Hexachlorobutadiene	19	< 19 U
91-57-6	2-Methylnaphthalene	19	< 19 U
131-11-3	Dimethylphthalate	19	< 19 U
208-96-8	Acenaphthylene	19	< 19 U
83-32-9	Acenaphthene	19	< 19 U
132-64-9	Dibenzofuran	19	< 19 U
84-66-2	Diethylphthalate	19	< 19 U
86-73-7	Fluorene	19	< 19 U
86-30-6	N-Nitrosodiphenylamine	19	< 19 U
87-86-5	Pentachlorophenol	97	< 97 U
85-01-8	Phenanthrene	19	< 19 U
120-12-7	Anthracene	19	< 19 U
84-74-2	**Di-n-Butylphthalate**	**19**	**28 B**
206-44-0	**Fluoranthene**	**19**	**41**
129-00-0	**Pyrene**	**19**	**22**
85-68-7	Butylbenzylphthalate	19	< 19 U
56-55-3	Benzo(a)anthracene	19	< 19 U
117-81-7	**bis(2-Ethylhexyl)phthalate**	**19**	**41**
218-01-9	Chrysene	19	< 19 U
117-84-0	Di-n-Octyl phthalate	19	< 19 U
205-99-2	Benzo(b)fluoranthene	19	< 19 U
207-08-9	Benzo(k)fluoranthene	19	< 19 U
50-32-8	Benzo(a)pyrene	19	< 19 U
193-39-5	Indeno(1,2,3-cd)pyrene	19	< 19 U
53-70-3	Dibenz(a,h)anthracene	19	< 19 U
191-24-2	Benzo(g,h,i)perylene	19	< 19 U

Reported in µg/kg (ppb)

Semivolatile Surrogate Recovery

d5-Nitrobenzene	65.6%	2-Fluorobiphenyl	67.2%
d14-p-Terphenyl	64.8%	d4-1,2-Dichlorobenzene	55.2%
d5-Phenol	62.9%	2-Fluorophenol	68.0%
2,4,6-Tribromophenol	70.7%	d4-2-Chlorophenol	65.9%

Analytical Resources, Inc.

Semivolatile Report SW846 Method 8270C

Data file : /chem3/nt4.i/20050802a.b/ih28g.d
Lab Smp Id: IH28G Client Smp ID: AN-RI-SEDC-02A
Inj Date : 03-AUG-2005 03:30
Operator : VS Inst ID: nt4.i
Smp Info : IH28G
Misc Info : 05-11887
Comment : 1ul Injection
Method : /chem3/nt4.i/20050802a.b/SW846.m
Meth Date : 03-Aug-2005 16:32 jeff Quant Type: ISTD
Cal Date : 02-AUG-2005 20:22 Cal File: 0100802.d
Als bottle: 20
Dil Factor: 1.00000
Integrator: HP RTE Compound Sublist: PSDDA.sub
Target Version: 3.50

Concentration Formula: Amt * DF * Vt/(Ws * (100 - M)/100) * CpndVariable

Name	Value	Description
DF	1.00000	Dilution Factor
Vt	500.00000	Volume of final extract (uL)
Ws	32.40000	Weight of sample extracted (g)
M	20.00000	% Moisture

Cpnd Variable Local Compound Variable

	Compounds	QUANT SIG MASS	RT	EXP RT	REL RT	RESPONSE	CONCENTRATIONS ON-COLUMN (ug/mL)	CONCENTRATIONS FINAL (ug/kg)
$	1 2-Fluorophenol	112	5.209	5.135	(0.701)	203532	25.4617	491.5
$	2 Phenol-d5	99	7.127	7.112	(0.960)	244107	23.5847	455.0
	3 Phenol	94	Compound Not Detected.					
$	5 2-Chlorophenol-d4	132	7.127	7.117	(0.960)	204472	24.7477	477.4
	4 Bis(2-Chloroethyl)ether	93	Compound Not Detected.					
	6 2-Chlorophenol	128	Compound Not Detected.					
	7 1,3-Dichlorobenzene	146	Compound Not Detected.					
*	8 1,4-Dichlorobenzene-d4	152	7.426	7.427	(1.000)	114134	20.0000	
	9 1,4-Dichlorobenzene	146	Compound Not Detected.					
$	10 1,2-Dichlorobenzene-d4	152	7.747	7.753	(1.043)	71964	13.7673	265.6
	12 1,2-Dichlorobenzene	146	Compound Not Detected.					
	11 Benzyl alcohol	108	Compound Not Detected.					
	14 2,2'-oxybis(1-Chloropropane)	45	Compound Not Detected.					
	13 2-Methylphenol	108	Compound Not Detected.					
	17 Hexachloroethane	117	Compound Not Detected.					

	Compounds	QUANT SIG MASS	RT	EXP RT	REL RT	RESPONSE	CONCENTRATIONS ON-COLUMN (ug/mL)	FINAL (ug/kg)
	16 N-Nitroso-di-n-propylamine	70	Compound Not Detected.					
	15 4-Methylphenol	108	Compound Not Detected.					
$	18 Nitrobenzene-d5	82	8.457	8.469	(0.883)	183251	16.4390	317.1
	19 Nitrobenzene	77	Compound Not Detected.					
	20 Isophorone	82	Compound Not Detected.					
	21 2-Nitrophenol	139	Compound Not Detected.					
	22 2,4-Dimethylphenol	107	Compound Not Detected.					
	23 Bis(2-Chloroethoxy)methane	93	Compound Not Detected.					
	24 Benzoic acid	105	Compound Not Detected.					
	25 2,4-Dichlorophenol	162	Compound Not Detected.					
	26 1,2,4-Trichlorobenzene	180	Compound Not Detected.					
*	27 Naphthalene-d8	136	9.579	9.585	(1.000)	416459	20.0000	
	28 Naphthalene	128	Compound Not Detected.					
	29 4-Chloroaniline	127	Compound Not Detected.					
	30 Hexachlorobutadiene	225	Compound Not Detected.					
	31 4-Chloro-3-methylphenol	107	Compound Not Detected.					
	32 2-Methylnaphthalene	141	Compound Not Detected.					
	33 Hexachlorocyclopentadiene	237	Compound Not Detected.					
	34 2,4,6-Trichlorophenol	196	Compound Not Detected.					
	35 2,4,5-Trichlorophenol	196	Compound Not Detected.					
$	36 2-Fluorobiphenyl	172	11.406	11.412	(0.918)	243573	16.7896	323.9
	37 2-Chloronaphthalene	162	Compound Not Detected.					
	38 2-Nitroaniline	65	Compound Not Detected.					
	39 Dimethylphthalate	163	Compound Not Detected.					
	40 Acenaphthylene	152	Compound Not Detected.					
	41 2,6-Dinitrotoluene	165	Compound Not Detected.					
*	42 Acenaphthene-d10	164	12.421	12.427	(1.000)	222318	20.0000	
	43 3-Nitroaniline	138	Compound Not Detected.					
	44 Acenaphthene	153	Compound Not Detected.					
	45 2,4-Dinitrophenol	184	Compound Not Detected.					
	46 Dibenzofuran	168	Compound Not Detected.					
	47 4-Nitrophenol	109	Compound Not Detected.					
	48 2,4-Dinitrotoluene	165	Compound Not Detected.					
	50 Diethylphthalate	149	Compound Not Detected.					
	49 Fluorene	166	Compound Not Detected.					
	51 4-Chlorophenyl-phenylether	204	Compound Not Detected.					
	52 4-Nitroaniline	138	Compound Not Detected.					
	53 4,6-Dinitro-2-methylphenol	198	Compound Not Detected.					
	54 N-Nitrosodiphenylamine	169	Compound Not Detected.					
$	55 2,4,6-Tribromophenol	330	13.709	13.709	(1.104)	37683	26.4573	510.4(M)
	56 4-Bromophenyl-phenylether	248	Compound Not Detected.					
	57 Hexachlorobenzene	284	Compound Not Detected.					
	58 Pentachlorophenol	266	Compound Not Detected.					
*	59 Phenanthrene-d10	188	14.745	14.746	(1.000)	338048	20.0000	
	60 Phenanthrene	178	Compound Not Detected.					
	61 Anthracene	178	Compound Not Detected.					
	62 Carbazole	167	Compound Not Detected.					

	Compounds	QUANT SIG MASS	RT	EXP RT	REL RT	RESPONSE	CONCENTRATIONS ON-COLUMN (ug/mL)	FINAL (ug/kg)
63	Di-n-butylphthalate	149	15.936	15.932	(1.081)	31578	1.44473 B	27.87
64	Fluoranthene	202	16.695	16.674	(1.132)	41217	2.12246	40.94
65	Pyrene	202	17.021	17.016	(0.896)	28468	1.15470	22.27
$ 66	Terphenyl-d14	244	17.389	17.385	(0.916)	238879	16.2418	313.3
67	Butylbenzylphthalate	149	Compound Not Detected.					
68	Benzo(a)anthracene	228	Compound Not Detected.					
* 69	Chrysene-d12	240	18.987	18.982	(1.000)	315524	20.0000	
70	3,3'-Dichlorobenzidine	252	Compound Not Detected.					
71	Chrysene	228	Compound Not Detected.					
72	bis(2-Ethylhexyl)phthalate	149	19.296	19.297	(0.954)	32890	2.10273	40.56
* 134	Di-n-octylphthalate-d4	153	20.221	20.227	(1.000)	568040	20.0000	
73	Di-n-octylphthalate	149	Compound Not Detected.					
74	Benzo(b)fluoranthene	252	Compound Not Detected.					
75	Benzo(k)fluoranthene	252	Compound Not Detected.					
76	Benzo(a)pyrene	252	Compound Not Detected.					
* 77	Perylene-d12	264	21.107	21.103	(1.000)	285126	20.0000	
78	Indeno(1,2,3-cd)pyrene	276	Compound Not Detected.					
79	Dibenzo(a,h)anthracene	278	Compound Not Detected.					
80	Benzo(g,h,i)perylene	276	Compound Not Detected.					

QC Flag Legend

M - Compound response manually integrated.

Analytical Resources, Inc.

INTERNAL STANDARD COMPOUNDS
AREA AND RT SUMMARY

Instrument ID: nt4.i
Lab File ID: ih28g.d
Lab Smp Id: IH28G
Analysis Type: SV
Quant Type: ISTD
Operator: VS
Method File: /chem3/nt4.i/20050802a.b/SW846.m
Misc Info: 05-11887

Calibration Date: 02-AUG-2005
Calibration Time: 21:28
Client Smp ID: AN-RI-SEDC-02A
Level: LOW
Sample Type: Sediment

		AREA LIMIT			
COMPOUND	STANDARD	LOWER	UPPER	SAMPLE	%DIFF
8 1,4-Dichlorobenze	121607	60804	243214	114134	-6.15
27 Naphthalene-d8	430121	215060	860242	416459	-3.18
42 Acenaphthene-d10	229587	114794	459174	222318	-3.17
59 Phenanthrene-d10	343054	171527	686108	338048	-1.46
69 Chrysene-d12	260573	130286	521146	315524	21.09
134 Di-n-octylphthala	469301	234650	938602	568040	21.04
77 Perylene-d12	283780	141890	567560	285126	0.47

		RT LIMIT			
COMPOUND	STANDARD	LOWER	UPPER	SAMPLE	%DIFF
8 1,4-Dichlorobenze	7.43	6.93	7.93	7.43	-0.01
27 Naphthalene-d8	9.59	9.09	10.09	9.58	-0.07
42 Acenaphthene-d10	12.43	11.93	12.93	12.42	-0.05
59 Phenanthrene-d10	14.75	14.25	15.25	14.74	-0.01
69 Chrysene-d12	18.98	18.48	19.48	18.99	0.02
134 Di-n-octylphthala	20.23	19.73	20.73	20.22	-0.03
77 Perylene-d12	21.10	20.60	21.60	21.11	0.02

AREA UPPER LIMIT = +100% of internal standard area.
AREA LOWER LIMIT = - 50% of internal standard area.
RT UPPER LIMIT = + 0.50 minutes of internal standard RT.
RT LOWER LIMIT = - 0.50 minutes of internal standard RT.

Analytical Resources, Inc.

RECOVERY REPORT

Client Name: ANCHOR
Sample Matrix: SOLID
Lab Smp Id: IH28G
Level: LOW
Data Type: MS DATA
SpikeList File: tclp.spk
Sublist File: PSDDA.sub
Method File: /chem3/nt4.i/20050802a.b/SW846.m
Misc Info: 05-11887

Client SDG: IH28
Fraction: SV
Client Smp ID: AN-RI-SEDC-02A
Operator: VS
SampleType: SAMPLE
Quant Type: ISTD

SURROGATE COMPOUND	CONC ADDED ug/kg	CONC RECOVERED ug/kg	% RECOVERED	LIMITS
$ 1 2-Fluorophenol	723.4	491.5	67.95	24-112
$ 2 Phenol-d5	723.4	455.0	62.89	29-109
$ 5 2-Chlorophenol-d4	723.4	477.4	65.99	34-101
$ 10 1,2-Dichlorobenzen	482.3	265.6	55.07	30-84
$ 18 Nitrobenzene-d5	482.3	317.1	65.76	28-103
$ 36 2-Fluorobiphenyl	482.3	323.9	67.16	33-104
$ 55 2,4,6-Tribromophen	723.4	510.4	70.55	27-134
$ 66 Terphenyl-d14	482.3	313.3	64.97	31-120

Data File: /chem3/nt4.i/20050802a.b/ih28g.d
Date : 03-AUG-2005 03:30
Client ID: AN-RI-SEDC-02A
Sample Info: IH28G
Volume Injected (uL): 1.0
Column phase: RTX-5

Instrument: nt4.i
Operator: VS
Column diameter: 0.32

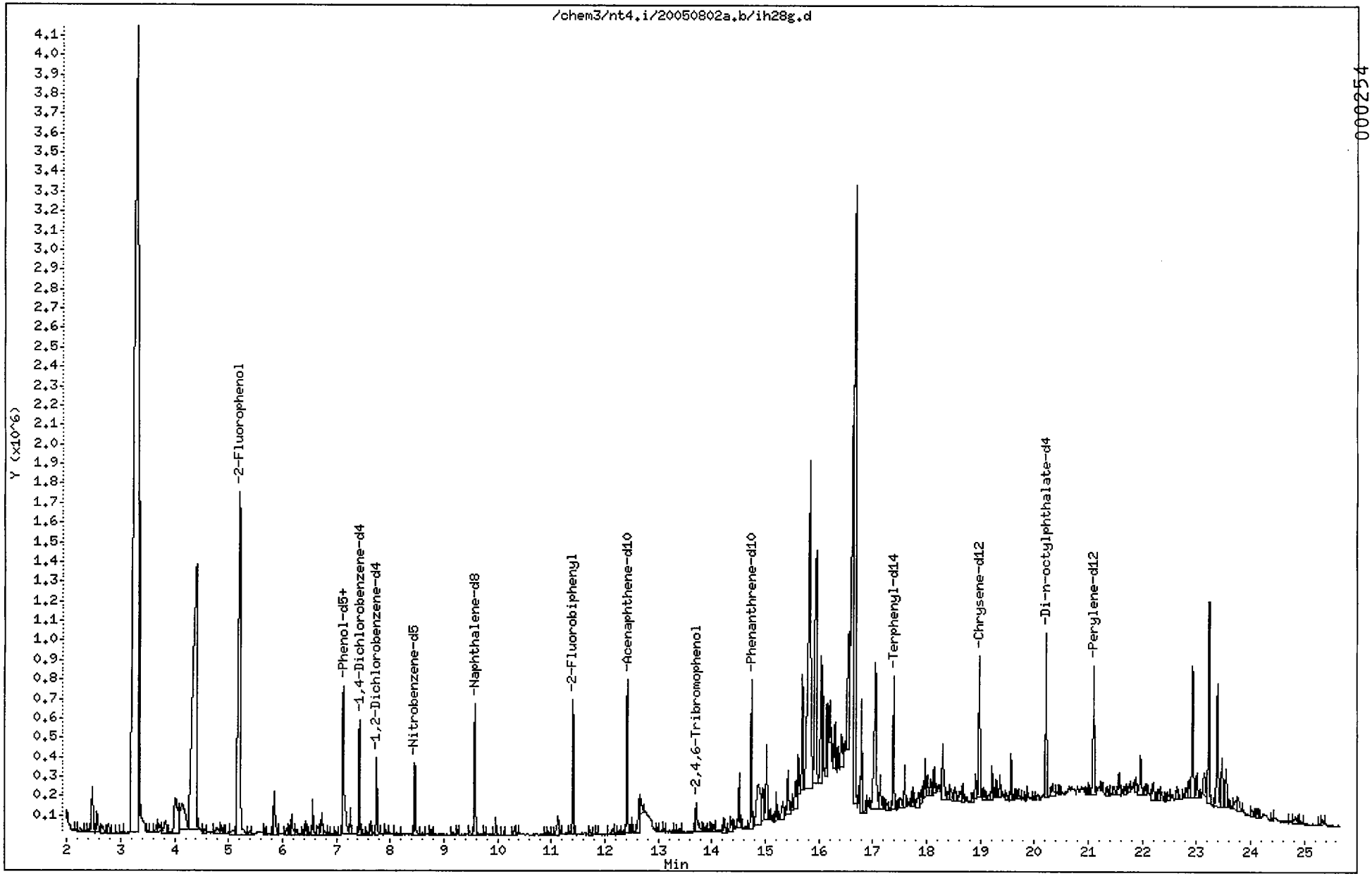

000254

Data File: /chem3/nt4.i/20050802a.b/ih28g.d

Date : 03-AUG-2005 03:30

Client ID: AN-RI-SEDC-02A

Instrument: nt4.i

Sample Info: IH28G

Volume Injected (uL): 1.0

Operator: VS

Column phase: RTX-5

Column diameter: 0.32

63 Di-n-butylphthalate

Concentration: 27.87 ug/kg

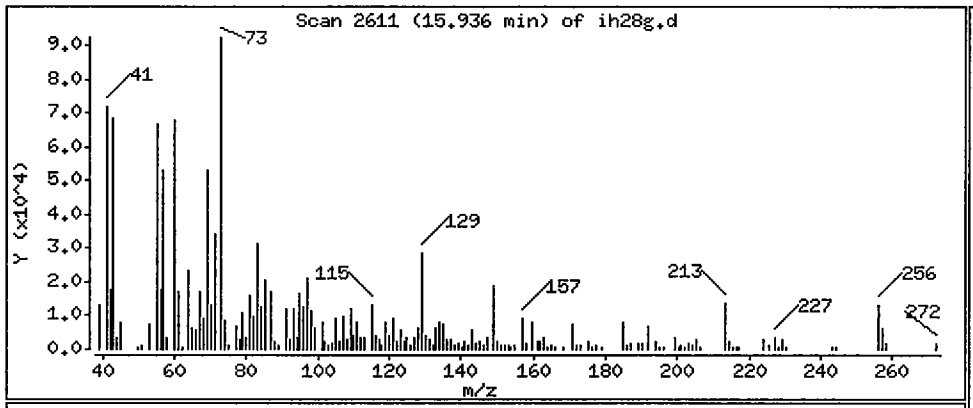

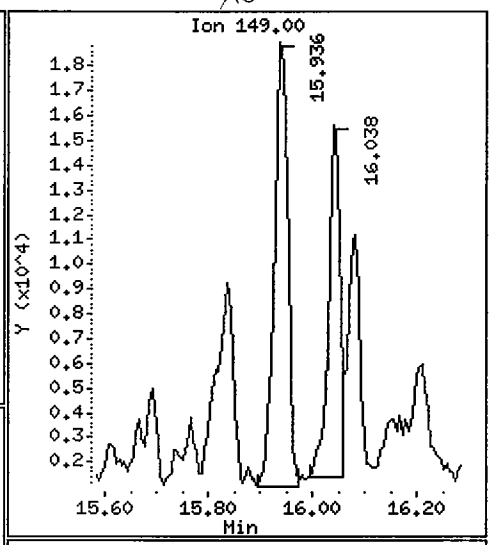

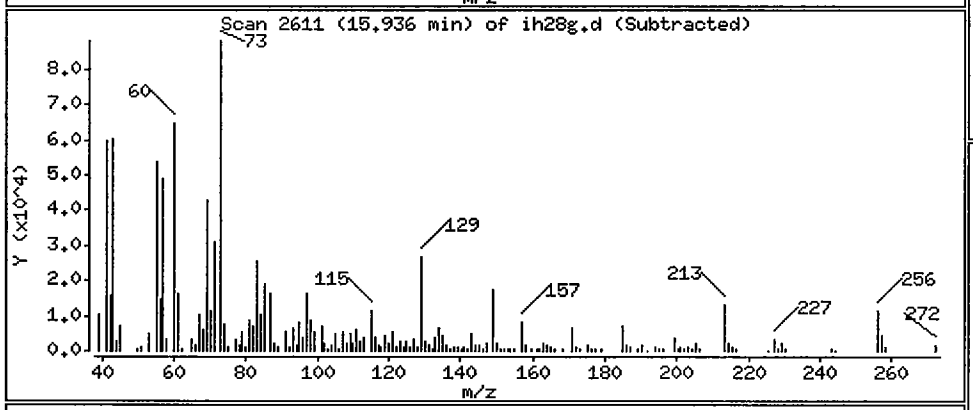

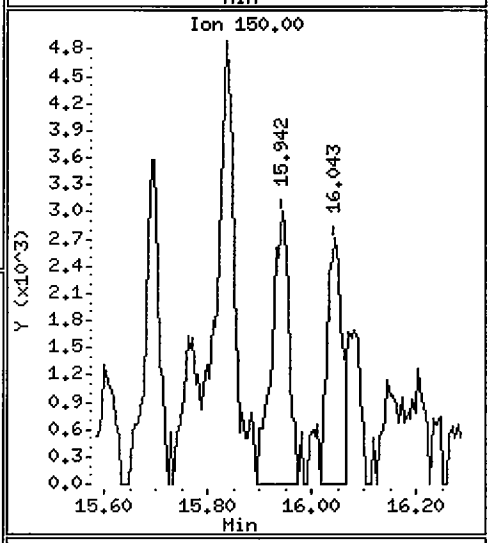

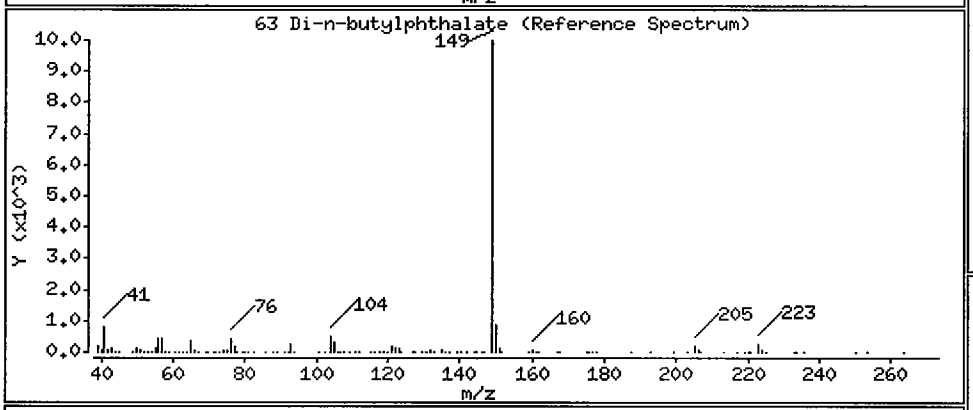

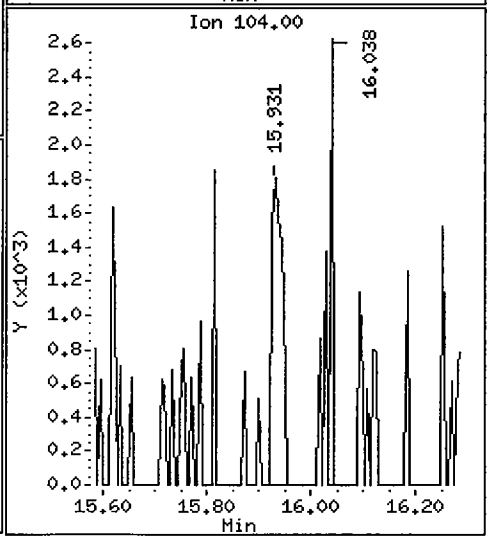

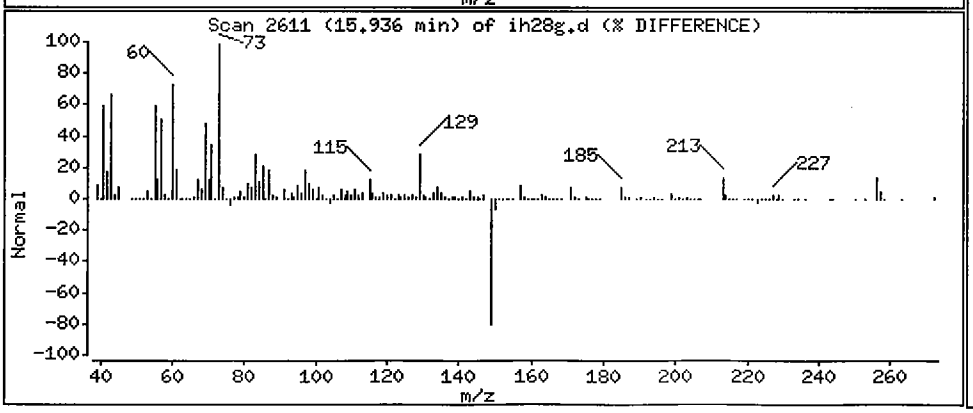

Data File: /chem3/nt4.i/20050802a.b/ih28g.d

Date : 03-AUG-2005 03:30

Client ID: AN-RI-SEDC-02A

Instrument: nt4.i

Sample Info: IH28G

Volume Injected (uL): 1.0

Operator: VS

Column phase: RTX-5

Column diameter: 0.32

64 Fluoranthene

Concentration: 40.94 ug/kg

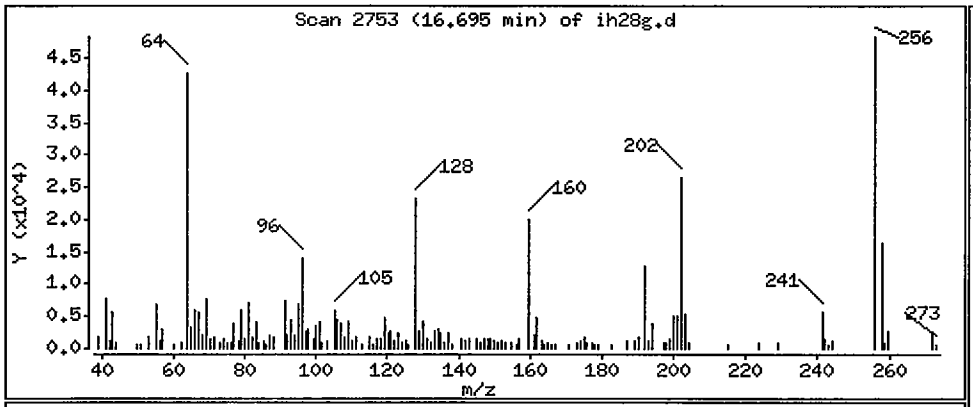

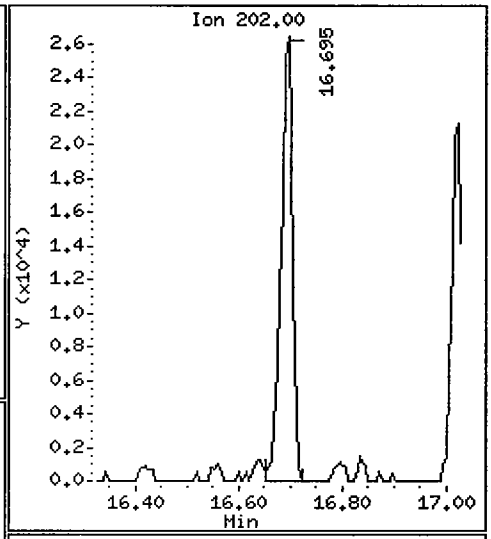

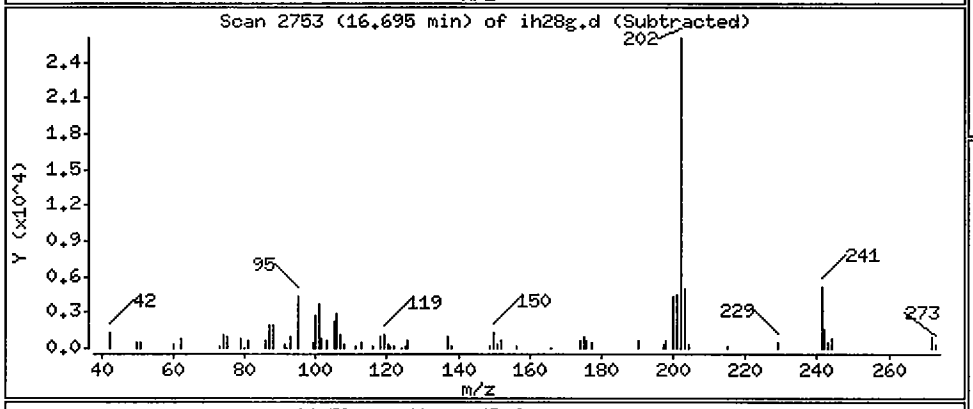

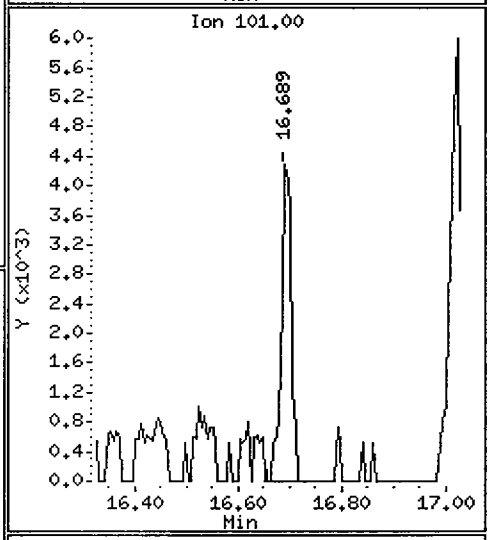

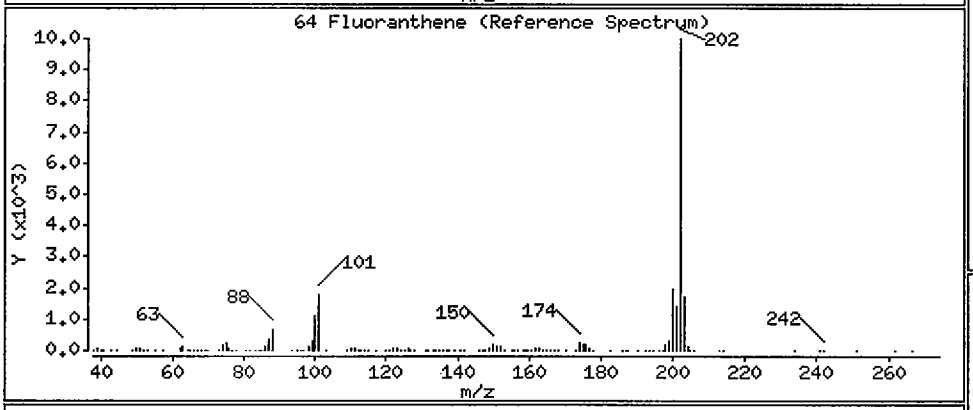

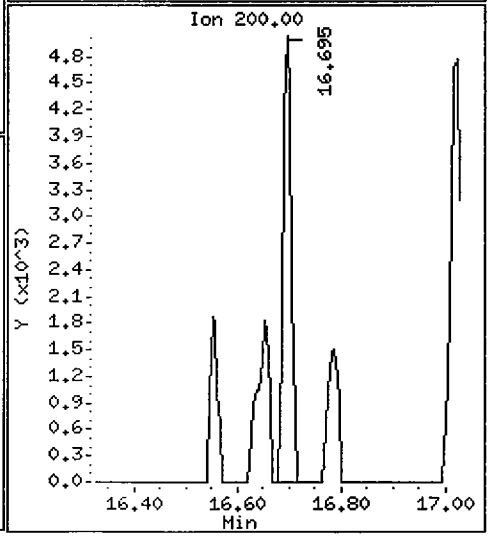

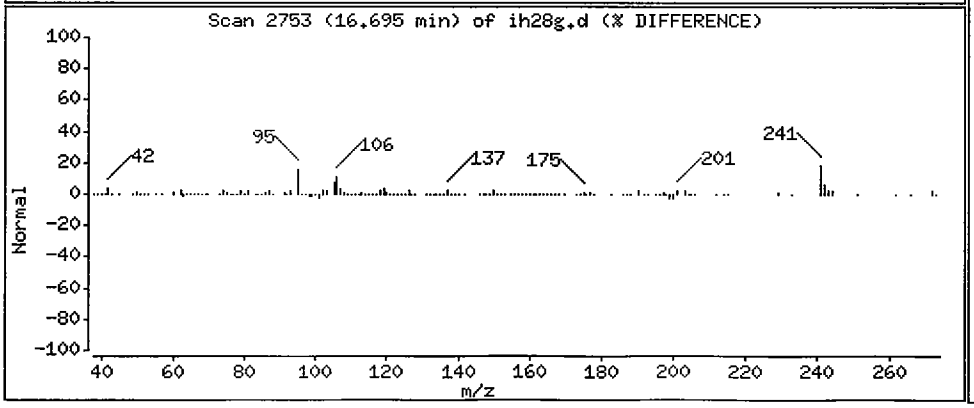

Data File: /chem3/nt4.i/20050802a.b/ih28g.d

Date : 03-AUG-2005 03:30

Client ID: AN-RI-SEDC-02A

Instrument: nt4.i

Sample Info: IH28G

Volume Injected (uL): 1.0

Operator: VS

Column phase: RTX-5

Column diameter: 0.32

65 Pyrene

Concentration: 22.27 ug/kg

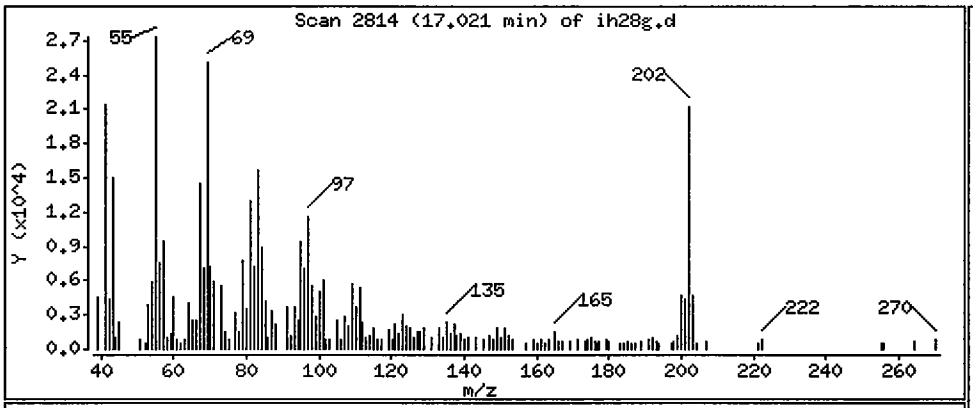

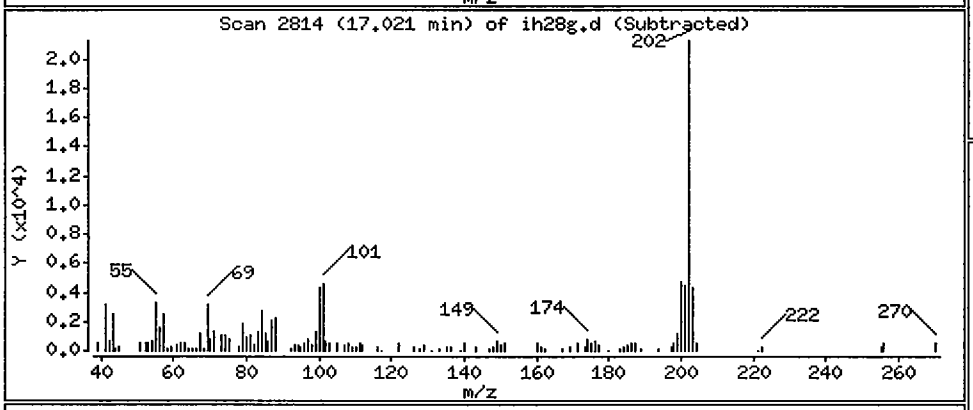

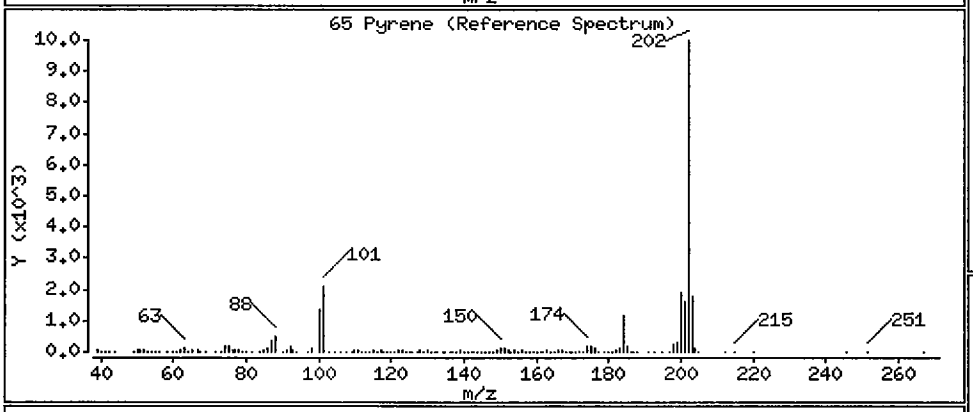

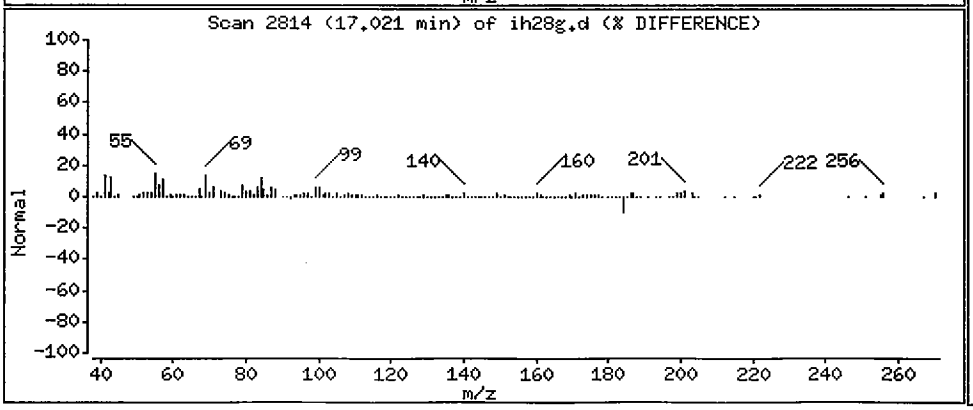

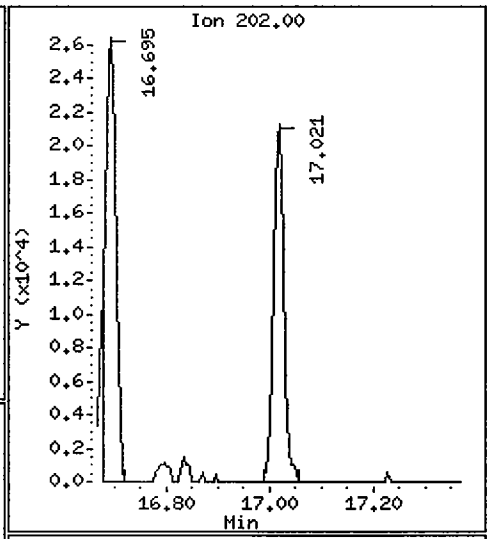

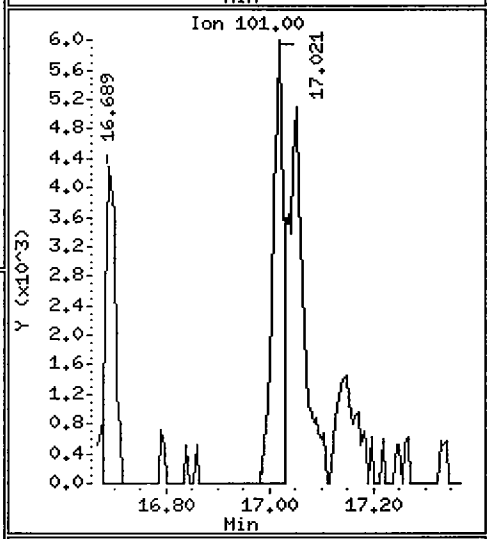

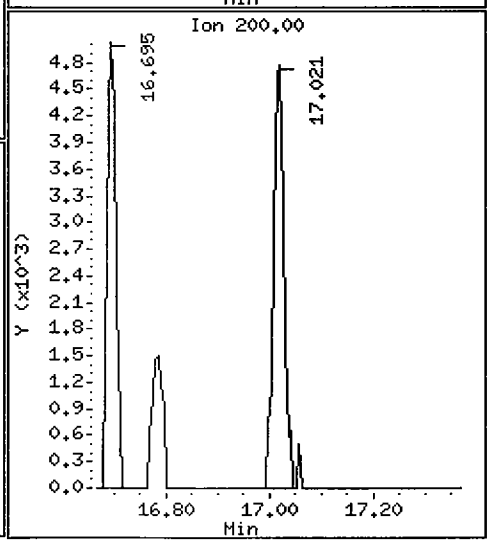

Data File: /chem3/nt4.i/20050802a.b/ih28g.d

Date : 03-AUG-2005 03:30

Client ID: AN-RI-SEDC-02A

Instrument: nt4.i

Sample Info: IH28G

Volume Injected (uL): 1.0

Operator: VS

Column phase: RTX-5

Column diameter: 0.32

72 bis(2-Ethylhexyl)phthalate

Concentration: 40.56 ug/kg

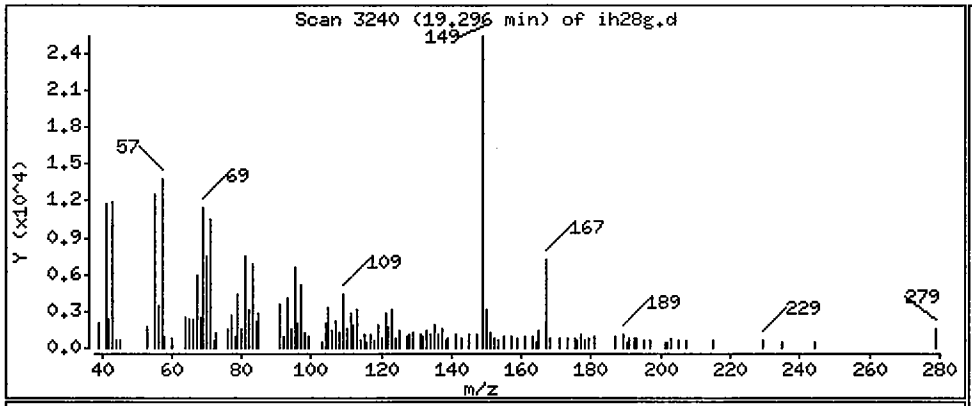

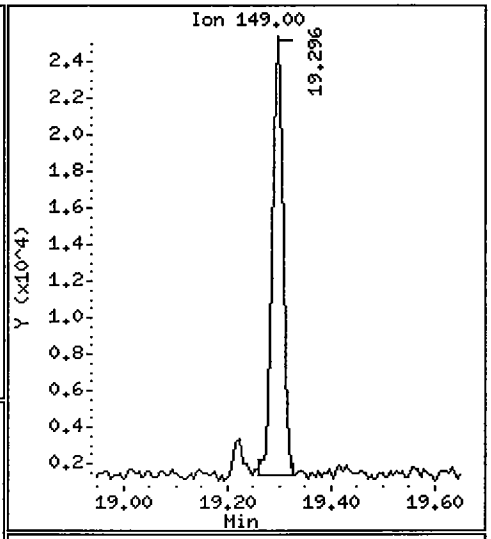

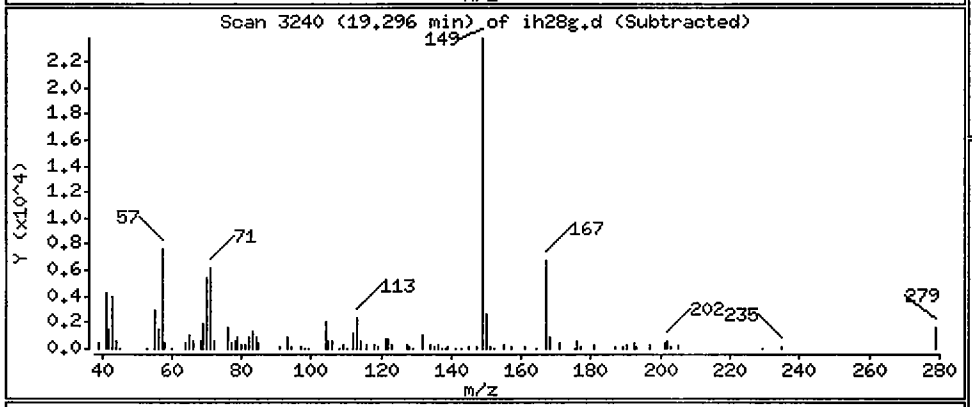

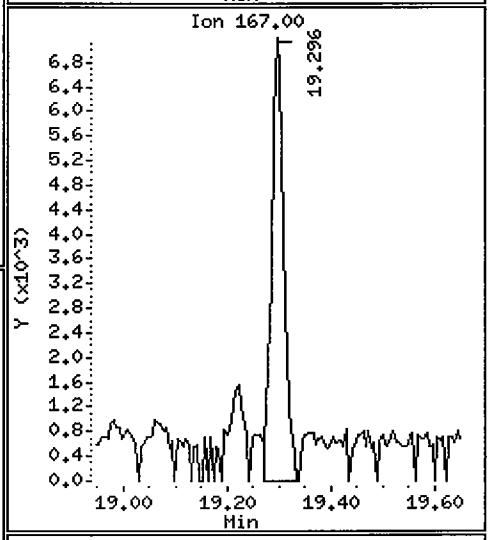

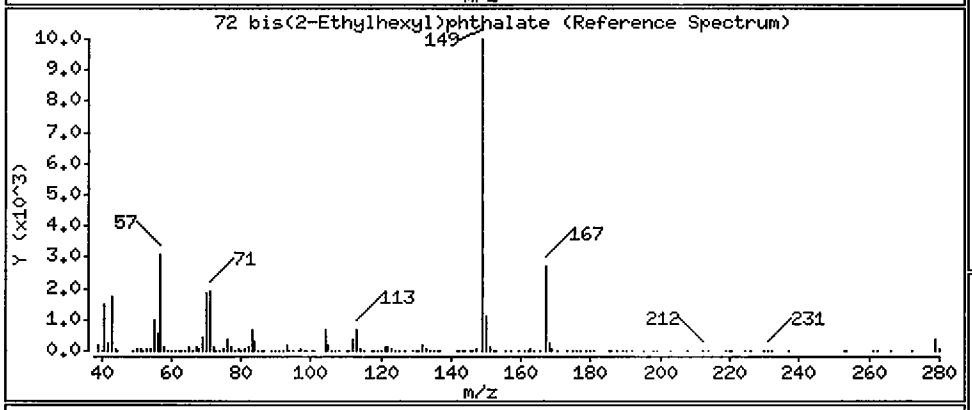

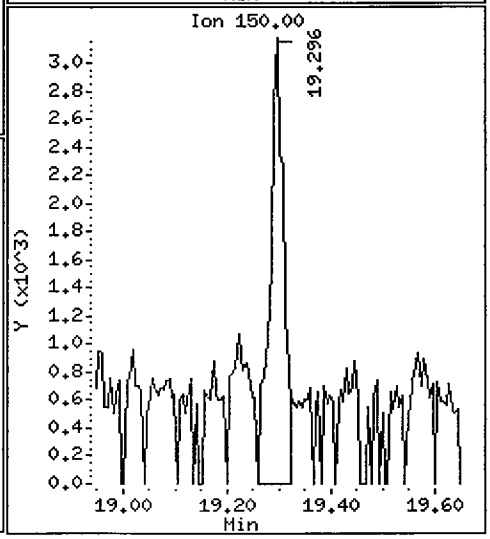

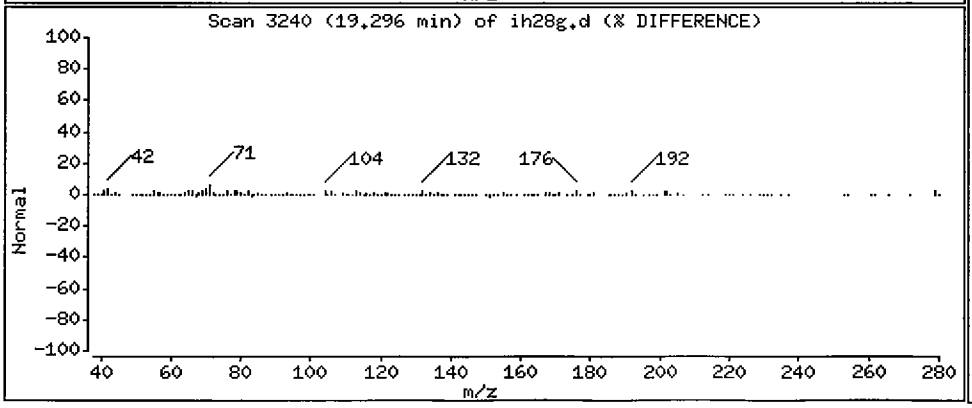

Data File: /chem3/nt4.i/20050802a.b/ih28g.d
Injection Date: 03-AUG-2005 03:30
Instrument: nt4.i
Client Sample ID: AN-RI-SEDC-02A

Compound: 2,4,6-Tribromophenol
CAS Number: 118-79-6

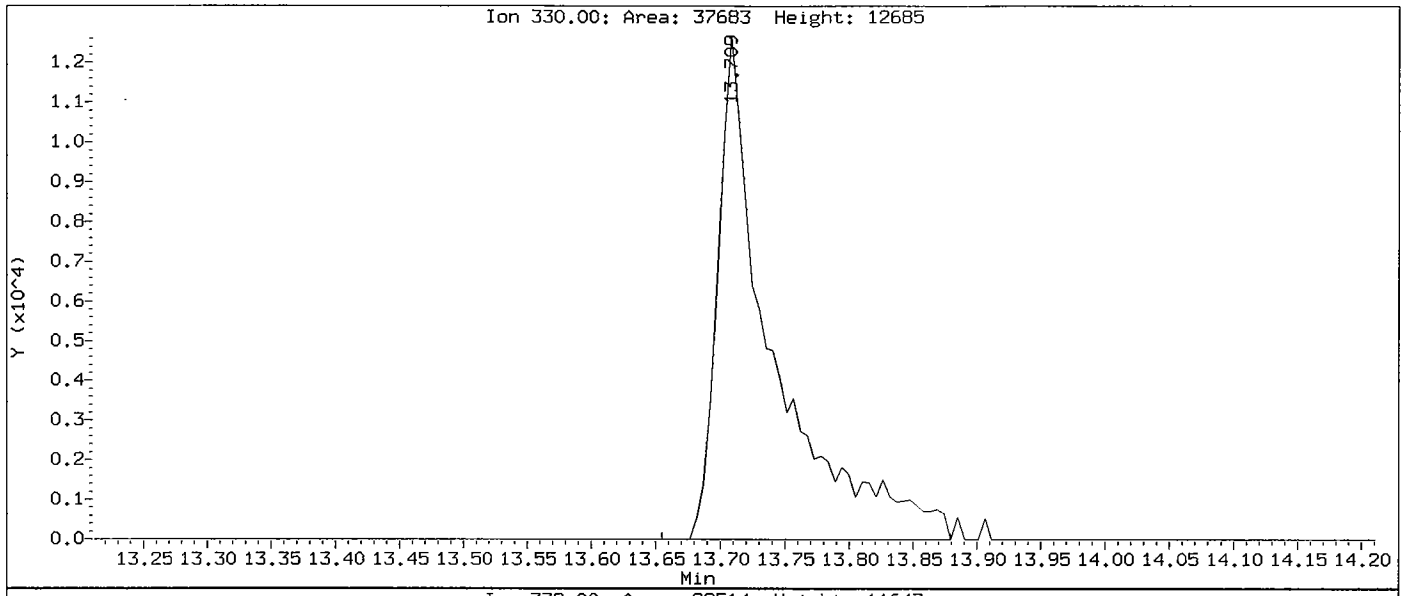

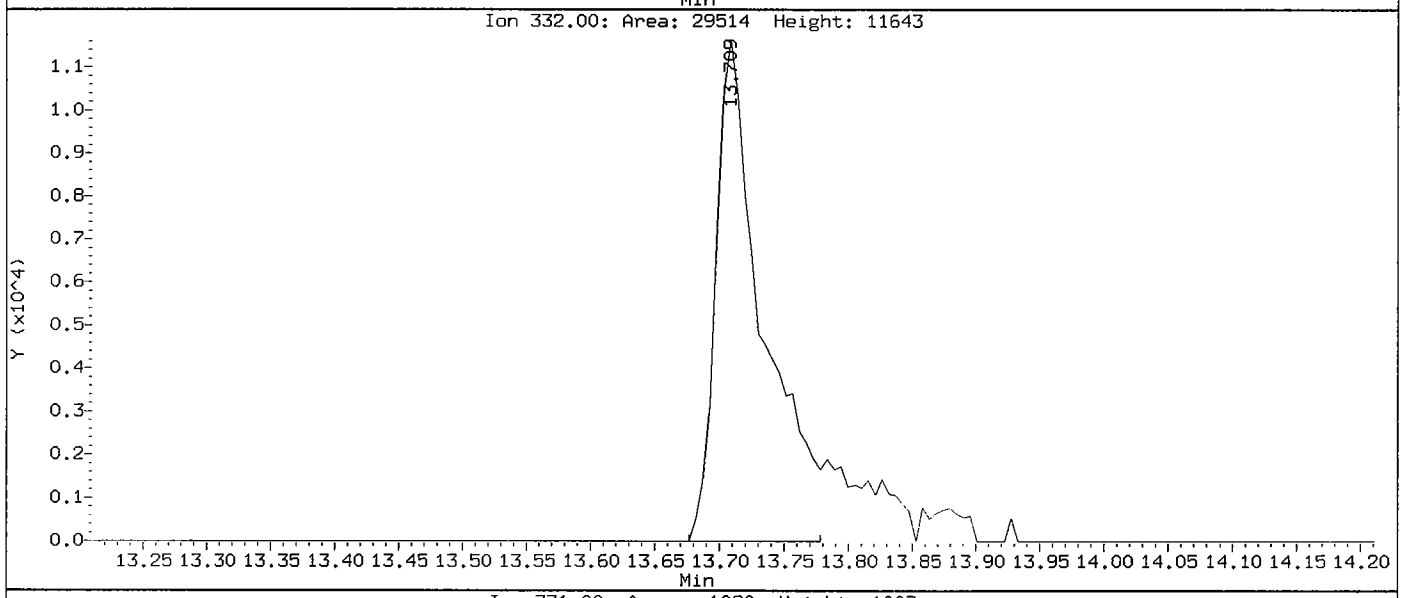

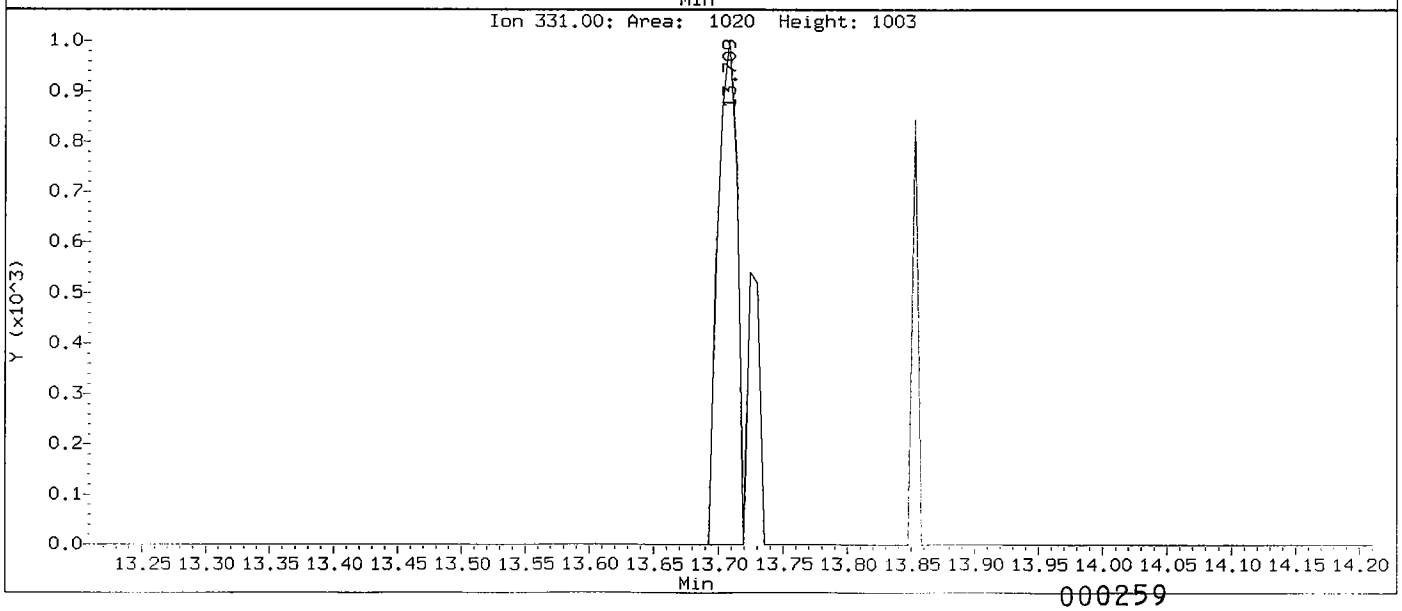

ANALYTICAL RESOURCES INCORPORATED

ORGANICS ANALYSIS DATA SHEET
PSDDA Semivolatiles by SW8270D GC/MS **Sample ID: AN-RI-SEDC-02B**
Page 1 of 1 **SAMPLE**

Lab Sample ID: IH28H
LIMS ID: 05-11888
Matrix: Sediment
Data Release Authorized:
Reported: 08/04/05

QC Report No: IH28-Anchor Environmental
Project: KC Former Scott Mill
00010501/T2
Date Sampled: 07/14/05
Date Received: 07/18/05

Date Extracted: 07/25/05
Date Analyzed: 08/03/05 04:03
Instrument/Analyst: NT4/LJR
GPC Cleanup: No

Sample Amount: 26.0 g-dry-wt
Final Extract Volume: 0.5 mL
Dilution Factor: 1.00
Percent Moisture: 15.3%
pH: 8.2

CAS Number	Analyte	RL	Result
108-95-2	Phenol	19	< 19 U
100-51-6	Benzyl Alcohol	19	< 19 U
95-48-7	2-Methylphenol	19	< 19 U
106-44-5	4-Methylphenol	19	< 19 U
67-72-1	Hexachloroethane	19	< 19 U
105-67-9	2,4-Dimethylphenol	19	< 19 U
65-85-0	Benzoic Acid	190	< 190 U
120-82-1	1,2,4-Trichlorobenzene	19	< 19 U
91-20-3	Naphthalene	19	< 19 U
87-68-3	Hexachlorobutadiene	19	< 19 U
91-57-6	2-Methylnaphthalene	19	< 19 U
131-11-3	Dimethylphthalate	19	< 19 U
208-96-8	Acenaphthylene	19	< 19 U
83-32-9	Acenaphthene	19	< 19 U
132-64-9	Dibenzofuran	19	< 19 U
84-66-2	Diethylphthalate	19	< 19 U
86-73-7	Fluorene	19	< 19 U
86-30-6	N-Nitrosodiphenylamine	19	< 19 U
87-86-5	Pentachlorophenol	96	< 96 U
85-01-8	Phenanthrene	19	< 19 U
120-12-7	Anthracene	19	< 19 U
84-74-2	Di-n-Butylphthalate	19	< 19 U
206-44-0	Fluoranthene	19	< 19 U
129-00-0	Pyrene	19	< 19 U
85-68-7	Butylbenzylphthalate	19	< 19 U
56-55-3	Benzo(a)anthracene	19	< 19 U
117-81-7	bis(2-Ethylhexyl)phthalate	19	< 19 U
218-01-9	Chrysene	19	< 19 U
117-84-0	Di-n-Octyl phthalate	19	< 19 U
205-99-2	Benzo(b)fluoranthene	19	< 19 U
207-08-9	Benzo(k)fluoranthene	19	< 19 U
50-32-8	Benzo(a)pyrene	19	< 19 U
193-39-5	Indeno(1,2,3-cd)pyrene	19	< 19 U
53-70-3	Dibenz(a,h)anthracene	19	< 19 U
191-24-2	Benzo(g,h,i)perylene	19	< 19 U

Reported in µg/kg (ppb)

Semivolatile Surrogate Recovery

d5-Nitrobenzene	58.0%	2-Fluorobiphenyl	60.4%
d14-p-Terphenyl	62.4%	d4-1,2-Dichlorobenzene	51.6%
d5-Phenol	45.1%	2-Fluorophenol	20.1%
2,4,6-Tribromophenol	24.6%	d4-2-Chlorophenol	32.5%

Analytical Resources, Inc.

Semivolatile Report SW846 Method 8270C

Data file : /chem3/nt4.i/20050802a.b/ih28h.d
Lab Smp Id: IH28H Client Smp ID: AN-RI-SEDC-02B
Inj Date : 03-AUG-2005 04:03
Operator : VS Inst ID: nt4.i
Smp Info : IH28H
Misc Info : 05-11888
Comment : 1ul Injection
Method : /chem3/nt4.i/20050802a.b/SW846.m
Meth Date : 03-Aug-2005 16:32 jeff Quant Type: ISTD
Cal Date : 02-AUG-2005 20:22 Cal File: 0100802.d
Als bottle: 21
Dil Factor: 1.00000
Integrator: HP RTE Compound Sublist: PSDDA.sub
Target Version: 3.50

Concentration Formula: Amt * DF * Vt/(Ws * (100 - M)/100) * CpndVariable

Name	Value	Description
DF	1.00000	Dilution Factor
Vt	500.00000	Volume of final extract (uL)
Ws	30.70000	Weight of sample extracted (g)
M	15.30000	% Moisture

Cpnd Variable Local Compound Variable

	Compounds	QUANT SIG MASS	RT	EXP RT	REL RT	RESPONSE	CONCENTRATIONS ON-COLUMN (ug/mL)	CONCENTRATIONS FINAL (ug/kg)
$ 1	2-Fluorophenol	112	5.190	5.135	(0.699)	50278	7.53212	144.8(R)
$ 2	Phenol-d5	99	7.113	7.112	(0.958)	145977	16.8764	324.5
3	Phenol	94	Compound Not Detected.					
$ 5	2-Chlorophenol-d4	132	7.119	7.117	(0.959)	84383	12.2208	235.0(R)
4	Bis(2-Chloroethyl)ether	93	Compound Not Detected.					
6	2-Chlorophenol	128	Compound Not Detected.					
7	1,3-Dichlorobenzene	146	Compound Not Detected.					
* 8	1,4-Dichlorobenzene-d4	152	7.423	7.427	(1.000)	95383	20.0000	
9	1,4-Dichlorobenzene	146	Compound Not Detected.					
$ 10	1,2-Dichlorobenzene-d4	152	7.744	7.753	(1.043)	56354	12.9004	248.1
12	1,2-Dichlorobenzene	146	Compound Not Detected.					
11	Benzyl alcohol	108	Compound Not Detected.					
14	2,2'-oxybis(1-Chloropropane)	45	Compound Not Detected.					
13	2-Methylphenol	108	Compound Not Detected.					
17	Hexachloroethane	117	Compound Not Detected.					

	Compounds	QUANT SIG MASS	RT	EXP RT	REL RT	RESPONSE	CONCENTRATIONS ON-COLUMN (ug/mL)	FINAL (ug/kg)
	16 N-Nitroso-di-n-propylamine	70	Compound Not Detected.					
	15 4-Methylphenol	108	Compound Not Detected.					
$	18 Nitrobenzene-d5	82	8.454	8.469	(0.883)	137836	14.4885	278.6
	19 Nitrobenzene	77	Compound Not Detected.					
	20 Isophorone	82	Compound Not Detected.					
	21 2-Nitrophenol	139	Compound Not Detected.					
	22 2,4-Dimethylphenol	107	Compound Not Detected.					
	23 Bis(2-Chloroethoxy)methane	93	Compound Not Detected.					
	24 Benzoic acid	105	Compound Not Detected.					
	25 2,4-Dichlorophenol	162	Compound Not Detected.					
	26 1,2,4-Trichlorobenzene	180	Compound Not Detected.					
*	27 Naphthalene-d8	136	9.576	9.585	(1.000)	355419	20.0000	
	28 Naphthalene	128	Compound Not Detected.					
	29 4-Chloroaniline	127	Compound Not Detected.					
	30 Hexachlorobutadiene	225	Compound Not Detected.					
	31 4-Chloro-3-methylphenol	107	Compound Not Detected.					
	32 2-Methylnaphthalene	141	Compound Not Detected.					
	33 Hexachlorocyclopentadiene	237	Compound Not Detected.					
	34 2,4,6-Trichlorophenol	196	Compound Not Detected.					
	35 2,4,5-Trichlorophenol	196	Compound Not Detected.					
$	36 2-Fluorobiphenyl	172	11.408	11.412	(0.918)	187573	15.0720	289.8
	37 2-Chloronaphthalene	162	Compound Not Detected.					
	38 2-Nitroaniline	65	Compound Not Detected.					
	39 Dimethylphthalate	163	Compound Not Detected.					
	40 Acenaphthylene	152	Compound Not Detected.					
	41 2,6-Dinitrotoluene	165	Compound Not Detected.					
*	42 Acenaphthene-d10	164	12.423	12.427	(1.000)	190715	20.0000	
	43 3-Nitroaniline	138	Compound Not Detected.					
	44 Acenaphthene	153	Compound Not Detected.					
	45 2,4-Dinitrophenol	184	Compound Not Detected.					
	46 Dibenzofuran	168	Compound Not Detected.					
	47 4-Nitrophenol	109	Compound Not Detected.					
	48 2,4-Dinitrotoluene	165	Compound Not Detected.					
	50 Diethylphthalate	149	Compound Not Detected.					
	49 Fluorene	166	Compound Not Detected.					
	51 4-Chlorophenyl-phenylether	204	Compound Not Detected.					
	52 4-Nitroaniline	138	Compound Not Detected.					
	53 4,6-Dinitro-2-methylphenol	198	Compound Not Detected.					
	54 N-Nitrosodiphenylamine	169	Compound Not Detected.					
$	55 2,4,6-Tribromophenol	330	13.716	13.709	(1.104)	11290	9.24035	177.7(RM)
	56 4-Bromophenyl-phenylether	248	Compound Not Detected.					
	57 Hexachlorobenzene	284	Compound Not Detected.					
	58 Pentachlorophenol	266	Compound Not Detected.					
*	59 Phenanthrene-d10	188	14.742	14.746	(1.000)	290272	20.0000	
	60 Phenanthrene	178	Compound Not Detected.					
	61 Anthracene	178	Compound Not Detected.					
	62 Carbazole	167	Compound Not Detected.					

	Compounds	QUANT SIG MASS	RT	EXP RT	REL RT	RESPONSE	CONCENTRATIONS ON-COLUMN (ug/mL)	FINAL (ug/kg)
	63 Di-n-butylphthalate	149	Compound Not Detected.					
	64 Fluoranthene	202	Compound Not Detected.					
	65 Pyrene	202	Compound Not Detected.					
$	66 Terphenyl-d14	244	17.381	17.385	(0.916)	187639	15.5890	299.8
	67 Butylbenzylphthalate	149	Compound Not Detected.					
	68 Benzo(a)anthracene	228	Compound Not Detected.					
*	69 Chrysene-d12	240	18.973	18.982	(1.000)	258222	20.0000	
	70 3,3'-Dichlorobenzidine	252	Compound Not Detected.					
	71 Chrysene	228	Compound Not Detected.					
	72 bis(2-Ethylhexyl)phthalate	149	Compound Not Detected.					
*	134 Di-n-octylphthalate-d4	153	20.218	20.227	(1.000)	458627	20.0000	
	73 Di-n-octylphthalate	149	Compound Not Detected.					
	74 Benzo(b)fluoranthene	252	Compound Not Detected.					
	75 Benzo(k)fluoranthene	252	Compound Not Detected.					
	76 Benzo(a)pyrene	252	Compound Not Detected.					
*	77 Perylene-d12	264	21.099	21.103	(1.000)	238422	20.0000	
	78 Indeno(1,2,3-cd)pyrene	276	Compound Not Detected.					
	79 Dibenzo(a,h)anthracene	278	Compound Not Detected.					
	80 Benzo(g,h,i)perylene	276	Compound Not Detected.					

QC Flag Legend

R - Spike/Surrogate failed recovery limits.
M - Compound response manually integrated.

Analytical Resources, Inc.

INTERNAL STANDARD COMPOUNDS
AREA AND RT SUMMARY

Instrument ID: nt4.i
Lab File ID: ih28h.d
Lab Smp Id: IH28H
Analysis Type: SV
Quant Type: ISTD
Operator: VS
Method File: /chem3/nt4.i/20050802a.b/SW846.m
Misc Info: 05-11888

Calibration Date: 02-AUG-2005
Calibration Time: 21:28
Client Smp ID: AN-RI-SEDC-02B
Level: LOW
Sample Type: Sediment

		AREA LIMIT			
COMPOUND	STANDARD	LOWER	UPPER	SAMPLE	%DIFF
8 1,4-Dichlorobenze	121607	60804	243214	95383	-21.56
27 Naphthalene-d8	430121	215060	860242	355419	-17.37
42 Acenaphthene-d10	229587	114794	459174	190715	-16.93
59 Phenanthrene-d10	343054	171527	686108	290272	-15.39
69 Chrysene-d12	260573	130286	521146	258222	-0.90
134 Di-n-octylphthala	469301	234650	938602	458627	-2.27
77 Perylene-d12	283780	141890	567560	238422	-15.98

		RT LIMIT			
COMPOUND	STANDARD	LOWER	UPPER	SAMPLE	%DIFF
8 1,4-Dichlorobenze	7.43	6.93	7.93	7.42	-0.05
27 Naphthalene-d8	9.59	9.09	10.09	9.58	-0.10
42 Acenaphthene-d10	12.43	11.93	12.93	12.42	-0.03
59 Phenanthrene-d10	14.75	14.25	15.25	14.74	-0.03
69 Chrysene-d12	18.98	18.48	19.48	18.97	-0.05
134 Di-n-octylphthala	20.23	19.73	20.73	20.22	-0.05
77 Perylene-d12	21.10	20.60	21.60	21.10	-0.02

AREA UPPER LIMIT = +100% of internal standard area.
AREA LOWER LIMIT = - 50% of internal standard area.
RT UPPER LIMIT = + 0.50 minutes of internal standard RT.
RT LOWER LIMIT = - 0.50 minutes of internal standard RT.

Analytical Resources, Inc.

RECOVERY REPORT

Client Name: ANCHOR
Sample Matrix: SOLID
Lab Smp Id: IH28H
Level: LOW
Data Type: MS DATA
SpikeList File: tclp.spk
Sublist File: PSDDA.sub
Method File: /chem3/nt4.i/20050802a.b/SW846.m
Misc Info: 05-11888

Client SDG: IH28
Fraction: SV
Client Smp ID: AN-RI-SEDC-02B
Operator: VS
SampleType: SAMPLE
Quant Type: ISTD

SURROGATE COMPOUND	CONC ADDED ug/kg	CONC RECOVERED ug/kg	% RECOVERED	LIMITS
$ 1 2-Fluorophenol	721.1	144.8	20.09*	24-112
$ 2 Phenol-d5	721.1	324.5	45.00	29-109
$ 5 2-Chlorophenol-d4	721.1	235.0	32.59*	34-101
$ 10 1,2-Dichlorobenzen	480.7	248.1	51.60	30-84
$ 18 Nitrobenzene-d5	480.7	278.6	57.95	28-103
$ 36 2-Fluorobiphenyl	480.7	289.8	60.29	33-104
$ 55 2,4,6-Tribromophen	721.1	177.7	24.64*	27-134
$ 66 Terphenyl-d14	480.7	299.8	62.36	31-120

Data File: /chem3/nt4.i/20050802a.b/ih28h.d
Date : 03-AUG-2005 04:03
Client ID: AN-RI-SEDC-02B
Sample Info: IH28H
Volume Injected (uL): 1.0
Column phase: RTX-5

Instrument: nt4.i
Operator: VS
Column diameter: 0.32

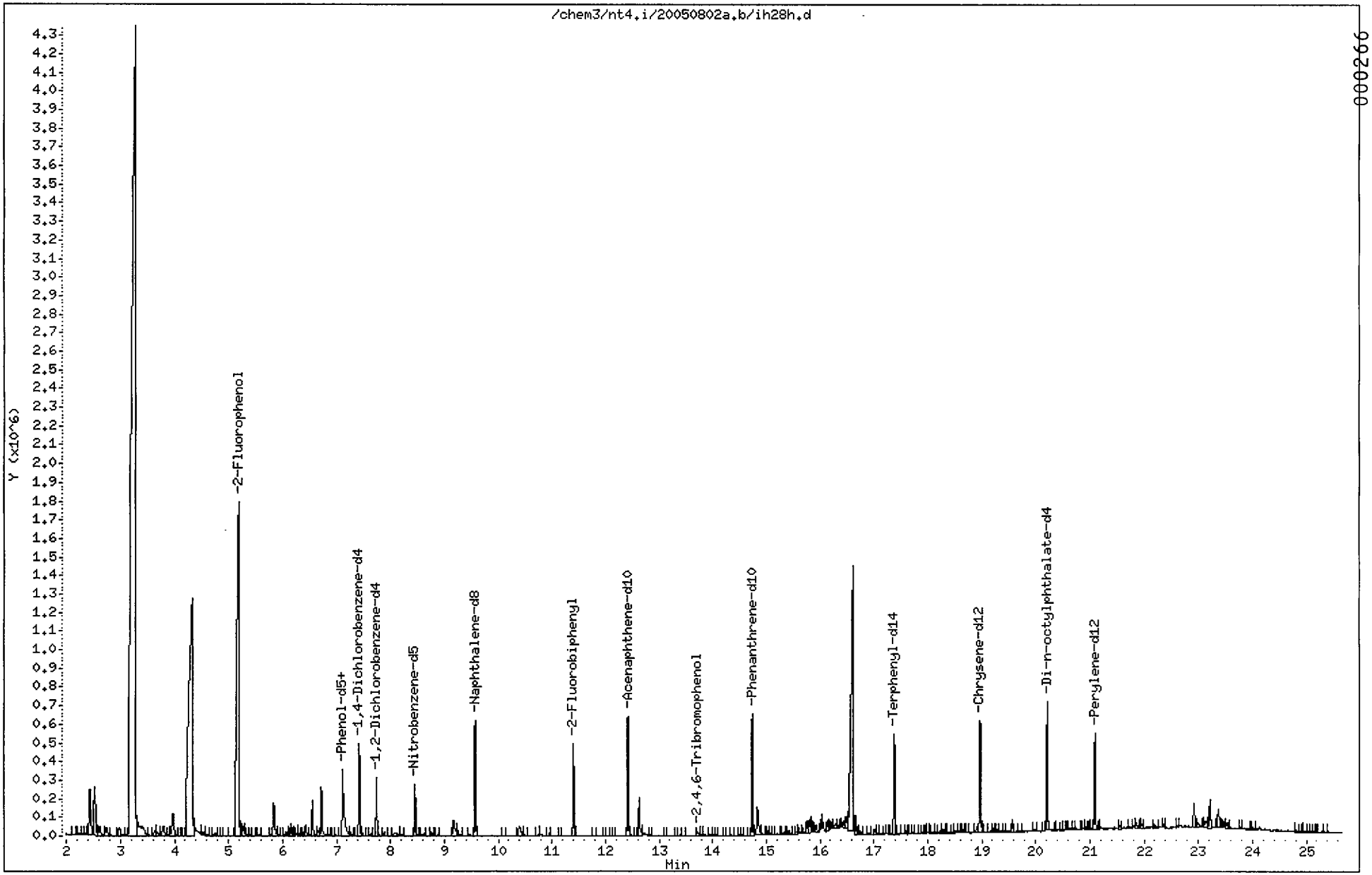

0002660

ANALYTICAL RESOURCES INCORPORATED

ORGANICS ANALYSIS DATA SHEET
PSDDA Semivolatiles by SW8270D GC/MS **Sample ID: AN-RI-SEDC-02B**
Page 1 of 1 **REEXTRACT**

Lab Sample ID: IH28H
LIMS ID: 05-11888
Matrix: Sediment
Data Release Authorized:
Reported: 08/08/05

QC Report No: IH28-Anchor Environmental
Project: KC Former Scott Mill
00010501/T2
Date Sampled: 07/14/05
Date Received: 07/18/05

Date Extracted: 08/03/05
Date Analyzed: 08/05/05 19:12
Instrument/Analyst: NT6/LJR
GPC Cleanup: No

Sample Amount: 26.0 g-dry-wt
Final Extract Volume: 0.5 mL
Dilution Factor: 1.00
Percent Moisture: 15.3%
pH: 8.2

CAS Number	Analyte	RL	Result
108-95-2	Phenol	19	< 19 U
100-51-6	Benzyl Alcohol	19	< 19 U
95-48-7	2-Methylphenol	19	< 19 U
106-44-5	4-Methylphenol	19	< 19 U
67-72-1	Hexachloroethane	19	< 19 U
105-67-9	2,4-Dimethylphenol	19	< 19 U
65-85-0	Benzoic Acid	190	< 190 U
120-82-1	1,2,4-Trichlorobenzene	19	< 19 U
91-20-3	Naphthalene	19	< 19 U
87-68-3	Hexachlorobutadiene	19	< 19 U
91-57-6	2-Methylnaphthalene	19	< 19 U
131-11-3	Dimethylphthalate	19	< 19 U
208-96-8	Acenaphthylene	19	< 19 U
83-32-9	Acenaphthene	19	< 19 U
132-64-9	Dibenzofuran	19	< 19 U
84-66-2	Diethylphthalate	19	< 19 U
86-73-7	Fluorene	19	< 19 U
86-30-6	N-Nitrosodiphenylamine	19	< 19 U
87-86-5	Pentachlorophenol	96	< 96 U
85-01-8	Phenanthrene	19	< 19 U
120-12-7	Anthracene	19	< 19 U
84-74-2	**Di-n-Butylphthalate**	**19**	**43 B**
206-44-0	Fluoranthene	19	< 19 U
129-00-0	Pyrene	19	< 19 U
85-68-7	Butylbenzylphthalate	19	< 19 U
56-55-3	Benzo(a)anthracene	19	< 19 U
117-81-7	bis(2-Ethylhexyl)phthalate	19	< 19 U
218-01-9	Chrysene	19	< 19 U
117-84-0	Di-n-Octyl phthalate	19	< 19 U
205-99-2	Benzo(b)fluoranthene	19	< 19 U
207-08-9	Benzo(k)fluoranthene	19	< 19 U
50-32-8	Benzo(a)pyrene	19	< 19 U
193-39-5	Indeno(1,2,3-cd)pyrene	19	< 19 U
53-70-3	Dibenz(a,h)anthracene	19	< 19 U
191-24-2	Benzo(g,h,i)perylene	19	< 19 U

Reported in µg/kg (ppb)

Semivolatile Surrogate Recovery

d5-Nitrobenzene	62.4%	2-Fluorobiphenyl	63.2%
d14-p-Terphenyl	60.8%	d4-1,2-Dichlorobenzene	50.8%
d5-Phenol	60.8%	2-Fluorophenol	36.8%
2,4,6-Tribromophenol	37.3%	d4-2-Chlorophenol	52.0%

Analytical Resources, Inc.

Semivolatile Report SW846 Method 8270C

Data file : /chem1/nt6.i/20050805.b/ih28hre.d
Lab Smp Id: IH28HRE Client Smp ID: AN-RI-SEDC-02B
Inj Date : 05-AUG-2005 19:12
Operator : LJR/VS Inst ID: nt6.i
Smp Info : IH28HRE
Misc Info : 05-11888
Comment : 1ul Injection
Method : /chem1/nt6.i/20050805.b/SW846.m
Meth Date : 08-Aug-2005 12:18 jeff Quant Type: ISTD
Cal Date : 18-JUL-2005 15:41 Cal File: 0800718.d
Als bottle: 10
Dil Factor: 1.00000
Integrator: HP RTE Compound Sublist: PSDDA.sub
Target Version: 3.50

LJR 8/10/05

Concentration Formula: Amt * DF * Vt/(Ws * (100 - M)/100) * CpndVariable

Name	Value	Description
DF	1.00000	Dilution Factor
Vt	500.00000	Volume of final extract (uL)
Ws	30.70000	Weight of sample extracted (g)
M	15.30000	% Moisture

Cpnd Variable Local Compound Variable

	Compounds	QUANT SIG MASS	RT	EXP RT	REL RT	RESPONSE	CONCENTRATIONS ON-COLUMN (ug/mL)	CONCENTRATIONS FINAL (ug/kg)
$	1 2-Fluorophenol	112	5.336	5.155	(0.756)	141990	13.8248	265.8
$	2 Phenol-d5	99	6.768	6.731	(0.958)	272567	22.8239	439.1
	3 Phenol	94	Compound Not Detected.					
$	5 2-Chlorophenol-d4	132	6.816	6.773	(0.965)	184617	19.5028	375.0
	4 Bis(2-Chloroethyl)ether	93	Compound Not Detected.					
	6 2-Chlorophenol	128	Compound Not Detected.					
	7 1,3-Dichlorobenzene	146	Compound Not Detected.					
*	8 1,4-Dichlorobenzene-d4	152	7.062	7.046	(1.000)	145421	20.0000	
	9 1,4-Dichlorobenzene	146	Compound Not Detected.					
$	10 1,2-Dichlorobenzene-d4	152	7.350	7.340	(1.041)	78477	12.7254	244.7
	12 1,2-Dichlorobenzene	146	Compound Not Detected.					
	11 Benzyl alcohol	108	Compound Not Detected.					
	14 2,2'-oxybis(1-Chloropropane)	45	Compound Not Detected.					
	13 2-Methylphenol	108	Compound Not Detected.					
	17 Hexachloroethane	117	Compound Not Detected.					

		QUANT SIG				CONCENTRATIONS ON-COLUMN	FINAL
	Compounds	MASS	RT	EXP RT	REL RT	RESPONSE	(ug/mL)	(ug/kg)
	16 N-Nitroso-di-n-propylamine	70	Compound Not Detected.					
	15 4-Methylphenol	108	Compound Not Detected.					
$	18 Nitrobenzene-d5	82	8.002	7.997	(0.882)	187127	15.6455	300.8
	19 Nitrobenzene	77	Compound Not Detected.					
	20 Isophorone	82	Compound Not Detected.					
	21 2-Nitrophenol	139	Compound Not Detected.					
	22 2,4-Dimethylphenol	107	Compound Not Detected.					
	23 Bis(2-Chloroethoxy)methane	93	Compound Not Detected.					
	24 Benzoic acid	105	Compound Not Detected.					
	25 2,4-Dichlorophenol	162	Compound Not Detected.					
	26 1,2,4-Trichlorobenzene	180	Compound Not Detected.					
*	27 Naphthalene-d8	136	9.075	9.076	(1.000)	519227	20.0000	
	28 Naphthalene	128	Compound Not Detected.					
	29 4-Chloroaniline	127	Compound Not Detected.					
	30 Hexachlorobutadiene	225	Compound Not Detected.					
	31 4-Chloro-3-methylphenol	107	Compound Not Detected.					
	32 2-Methylnaphthalene	141	Compound Not Detected.					
	33 Hexachlorocyclopentadiene	237	Compound Not Detected.					
	34 2,4,6-Trichlorophenol	196	Compound Not Detected.					
	35 2,4,5-Trichlorophenol	196	Compound Not Detected.					
$	36 2-Fluorobiphenyl	172	10.860	10.865	(0.913)	293971	15.8404	304.6
	37 2-Chloronaphthalene	162	Compound Not Detected.					
	38 2-Nitroaniline	65	Compound Not Detected.					
	39 Dimethylphthalate	163	Compound Not Detected.					
	40 Acenaphthylene	152	Compound Not Detected.					
	41 2,6-Dinitrotoluene	165	Compound Not Detected.					
*	42 Acenaphthene-d10	164	11.891	11.896	(1.000)	276664	20.0000	
	43 3-Nitroaniline	138	Compound Not Detected.					
	44 Acenaphthene	153	Compound Not Detected.					
	45 2,4-Dinitrophenol	184	Compound Not Detected.					
	46 Dibenzofuran	168	Compound Not Detected.					
	47 4-Nitrophenol	109	Compound Not Detected.					
	48 2,4-Dinitrotoluene	165	Compound Not Detected.					
	50 Diethylphthalate	149	Compound Not Detected.					
	49 Fluorene	166	Compound Not Detected.					
	51 4-Chlorophenyl-phenylether	204	Compound Not Detected.					
	52 4-Nitroaniline	138	Compound Not Detected.					
	53 4,6-Dinitro-2-methylphenol	198	Compound Not Detected.					
	54 N-Nitrosodiphenylamine	169	Compound Not Detected.					
$	55 2,4,6-Tribromophenol	330	13.237	13.184	(1.113)	26070	14.0102	269.4(M)
	56 4-Bromophenyl-phenylether	248	Compound Not Detected.					
	57 Hexachlorobenzene	284	Compound Not Detected.					
	58 Pentachlorophenol	266	Compound Not Detected.					
*	59 Phenanthrene-d10	188	14.225	14.226	(1.000)	360588	20.0000	
	60 Phenanthrene	178	Compound Not Detected.					
	61 Anthracene	178	Compound Not Detected.					
	62 Carbazole	167	Compound Not Detected.					

	Compounds	QUANT SIG MASS	RT	EXP RT	REL RT	RESPONSE	CONCENTRATIONS ON-COLUMN (ug/mL)	FINAL (ug/kg)
	63 Di-n-butylphthalate	149	15.369	15.374	(1.080)	54663	2.24647 B	43.20
	64 Fluoranthene	202	Compound Not Detected.					
	65 Pyrene	202	Compound Not Detected.					
$	66 Terphenyl-d14	244	16.859	16.859	(0.912)	229480	15.2443	293.1
	67 Butylbenzylphthalate	149	Compound Not Detected.					
	68 Benzo(a)anthracene	228	Compound Not Detected.					
*	69 Chrysene-d12	240	18.478	18.489	(1.000)	279952	20.0000	
	70 3,3'-Dichlorobenzidine	252	Compound Not Detected.					
	71 Chrysene	228	Compound Not Detected.					
	72 bis(2-Ethylhexyl)phthalate	149	Compound Not Detected.					
*	134 Di-n-octylphthalate-d4	153	19.658	19.664	(1.000)	547173	20.0000	
	73 Di-n-octylphthalate	149	Compound Not Detected.					
	74 Benzo(b)fluoranthene	252	Compound Not Detected.					
	75 Benzo(k)fluoranthene	252	Compound Not Detected.					
	76 Benzo(a)pyrene	252	Compound Not Detected.					
*	77 Perylene-d12	264	20.615	20.620	(1.000)	350135	20.0000	
	78 Indeno(1,2,3-cd)pyrene	276	Compound Not Detected.					
	79 Dibenzo(a,h)anthracene	278	Compound Not Detected.					
	80 Benzo(g,h,i)perylene	276	Compound Not Detected.					

QC Flag Legend

M - Compound response manually integrated.

Analytical Resources, Inc.

INTERNAL STANDARD COMPOUNDS
AREA AND RT SUMMARY

Instrument ID: nt6.i
Lab File ID: ih28hre.d
Lab Smp Id: IH28HRE
Analysis Type: SV
Quant Type: ISTD
Operator: LJR/VS
Method File: /chem1/nt6.i/20050805.b/SW846.m
Misc Info: 05-11888

Calibration Date: 05-AUG-2005
Calibration Time: 10:58
Client Smp ID: AN-RI-SEDC-02B
Level: LOW
Sample Type: Sediment

		AREA LIMIT			
COMPOUND	STANDARD	LOWER	UPPER	SAMPLE	%DIFF
8 1,4-Dichlorobenze	131580	65790	263160	145421	10.52
27 Naphthalene-d8	462479	231240	924958	519227	12.27
42 Acenaphthene-d10	245589	122794	491178	276664	12.65
59 Phenanthrene-d10	333237	166618	666474	360588	8.21
69 Chrysene-d12	243014	121507	486028	279952	15.20
134 Di-n-octylphthala	488611	244306	977222	547173	11.99
77 Perylene-d12	312604	156302	625208	350135	12.01

		RT LIMIT			
COMPOUND	STANDARD	LOWER	UPPER	SAMPLE	%DIFF
8 1,4-Dichlorobenze	7.05	6.55	7.55	7.06	0.22
27 Naphthalene-d8	9.08	8.58	9.58	9.08	0.00
42 Acenaphthene-d10	11.90	11.40	12.40	11.89	-0.05
59 Phenanthrene-d10	14.23	13.73	14.73	14.23	0.00
69 Chrysene-d12	18.49	17.99	18.99	18.48	-0.06
134 Di-n-octylphthala	19.66	19.16	20.16	19.66	-0.03
77 Perylene-d12	20.62	20.12	21.12	20.61	-0.03

AREA UPPER LIMIT = +100% of internal standard area.
AREA LOWER LIMIT = - 50% of internal standard area.
RT UPPER LIMIT = + 0.50 minutes of internal standard RT.
RT LOWER LIMIT = - 0.50 minutes of internal standard RT.

Analytical Resources, Inc.

RECOVERY REPORT

Client Name: ANCHOR
Sample Matrix: SOLID
Lab Smp Id: IH28HRE
Level: LOW
Data Type: MS DATA
SpikeList File: SONICMS.spk
Sublist File: PSDDA.sub
Method File: /chem1/nt6.i/20050805.b/SW846.m
Misc Info: 05-11888

Client SDG: IH28
Fraction: SV
Client Smp ID: AN-RI-SEDC-02B
Operator: LJR/VS
SampleType: SAMPLE
Quant Type: ISTD

SURROGATE COMPOUND	CONC ADDED ug/kg	CONC RECOVERED ug/kg	% RECOVERED	LIMITS
$ 1 2-Fluorophenol	721.1	265.8	36.87	24-112
$ 2 Phenol-d5	721.1	439.1	60.89	29-109
$ 5 2-Chlorophenol-d4	721.1	375.0	52.01	34-101
$ 10 1,2-Dichlorobenzen	480.7	244.7	50.90	30-84
$ 18 Nitrobenzene-d5	480.7	300.8	62.58	28-103
$ 36 2-Fluorobiphenyl	480.7	304.6	63.36	33-104
$ 55 2,4,6-Tribromophen	721.1	269.4	37.36	27-134
$ 66 Terphenyl-d14	480.7	293.1	60.98	31-120

Data File: /chem1/nt6.i/20050805.b/ih28hre.d
Date : 05-AUG-2005 19:12
Client ID: AN-RI-SEDC-02B
Sample Info: IH28HRE
Volume Injected (uL): 1.0
Column phase: RTX-5

Instrument: nt6.i
Operator: LJR/VS
Column diameter: 0.32

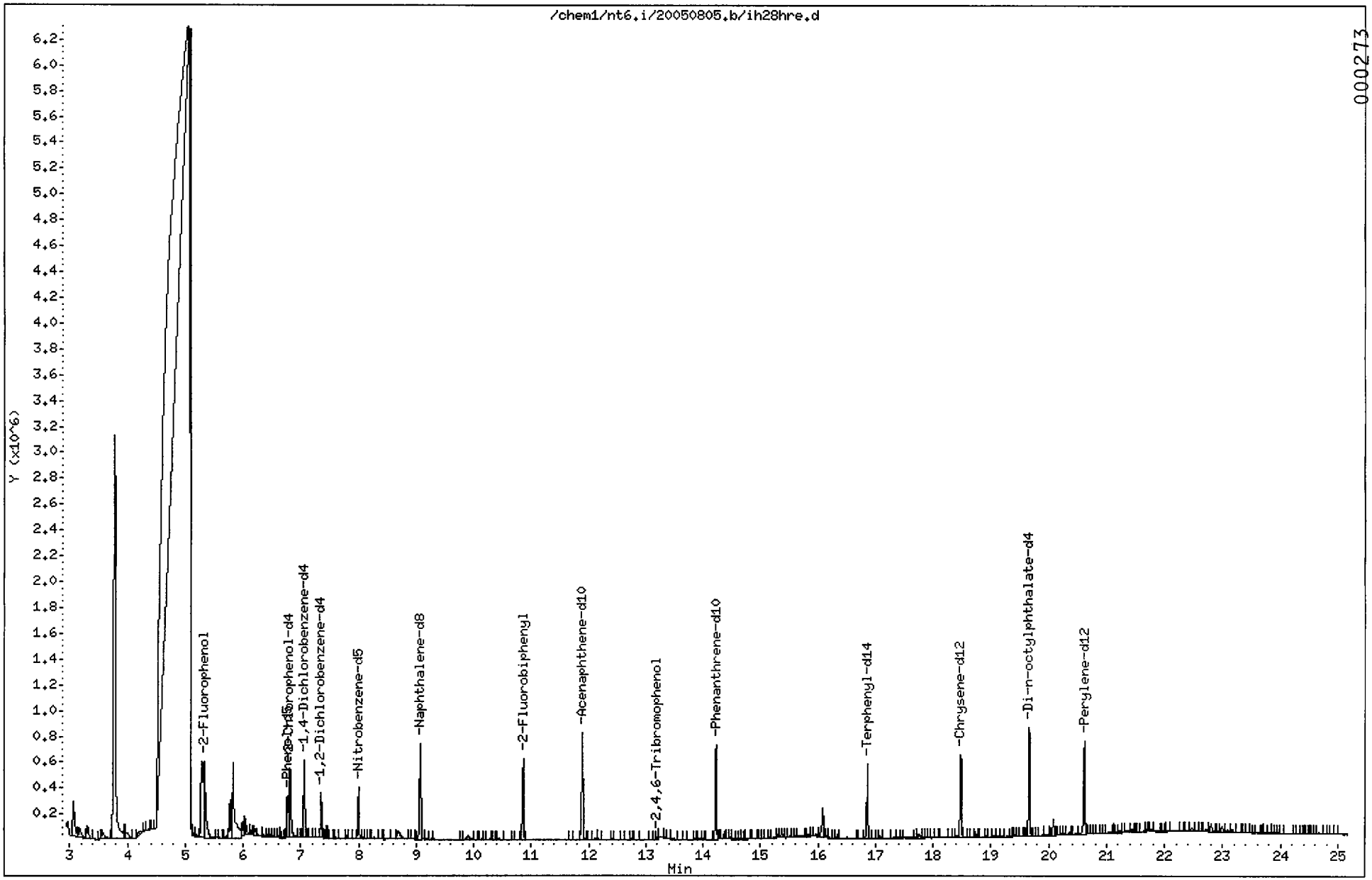

Data File: /chem1/nt6.i/20050805.b/ih28hre.d

Date : 05-AUG-2005 19:12

Client ID: AN-RI-SEDC-02B

Instrument: nt6.i

Sample Info: IH28HRE

Volume Injected (uL): 1.0

Operator: LJR/VS

Column phase: RTX-5

Column diameter: 0.32

63 Di-n-butylphthalate

Concentration: 43.20 ug/kg

B

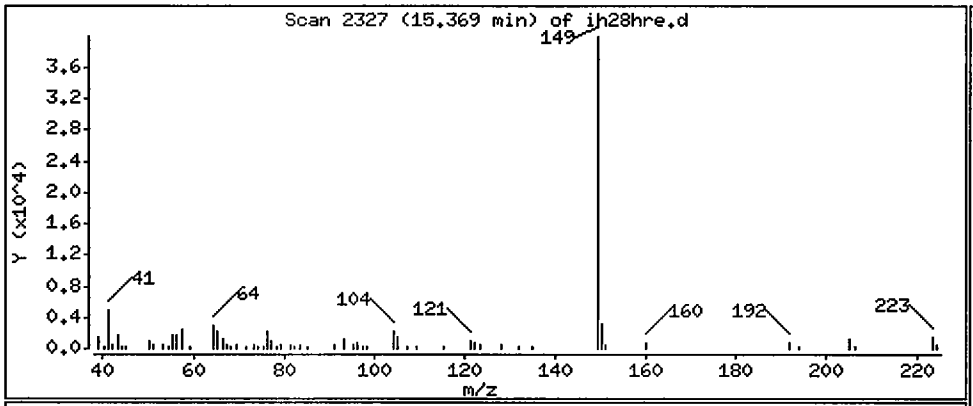

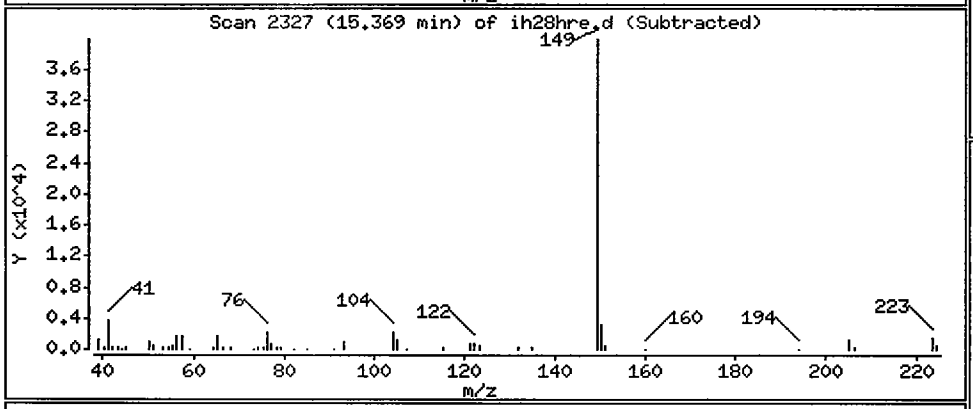

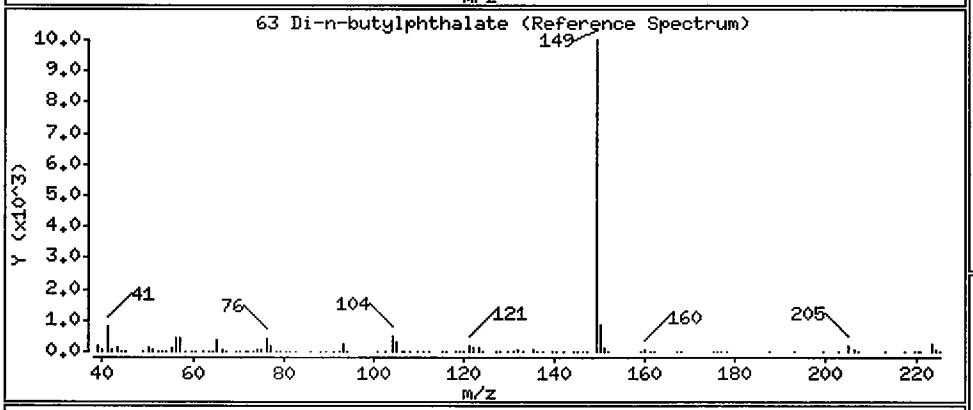

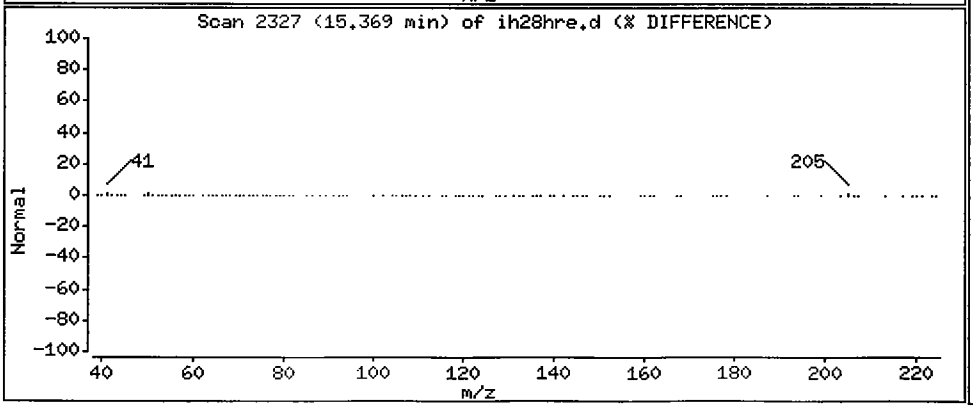

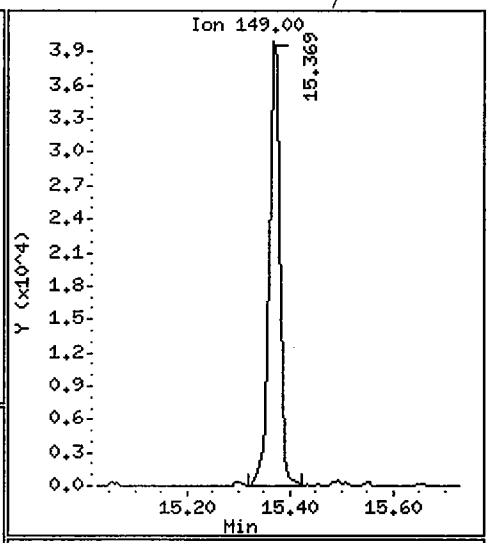

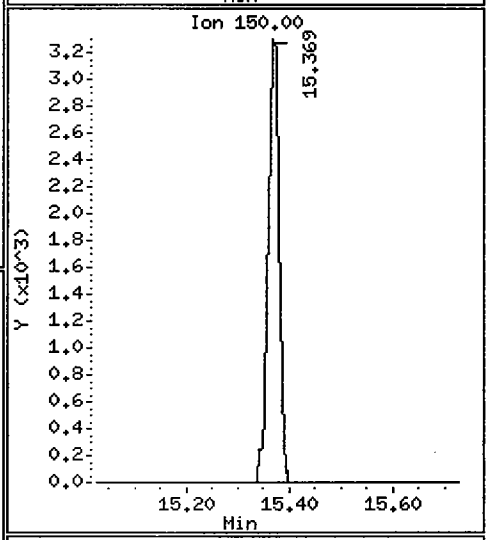

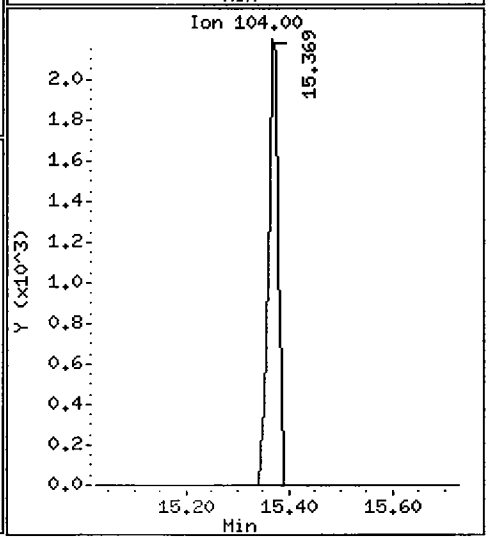

Data File: /chem1/nt6.i/20050805.b/ih28hre.d
Injection Date: 05-AUG-2005 19:12
Instrument: nt6.i
Client Sample ID: AN-RI-SEDC-02B

Compound: 2,4,6-Tribromophenol
CAS Number: 118-79-6

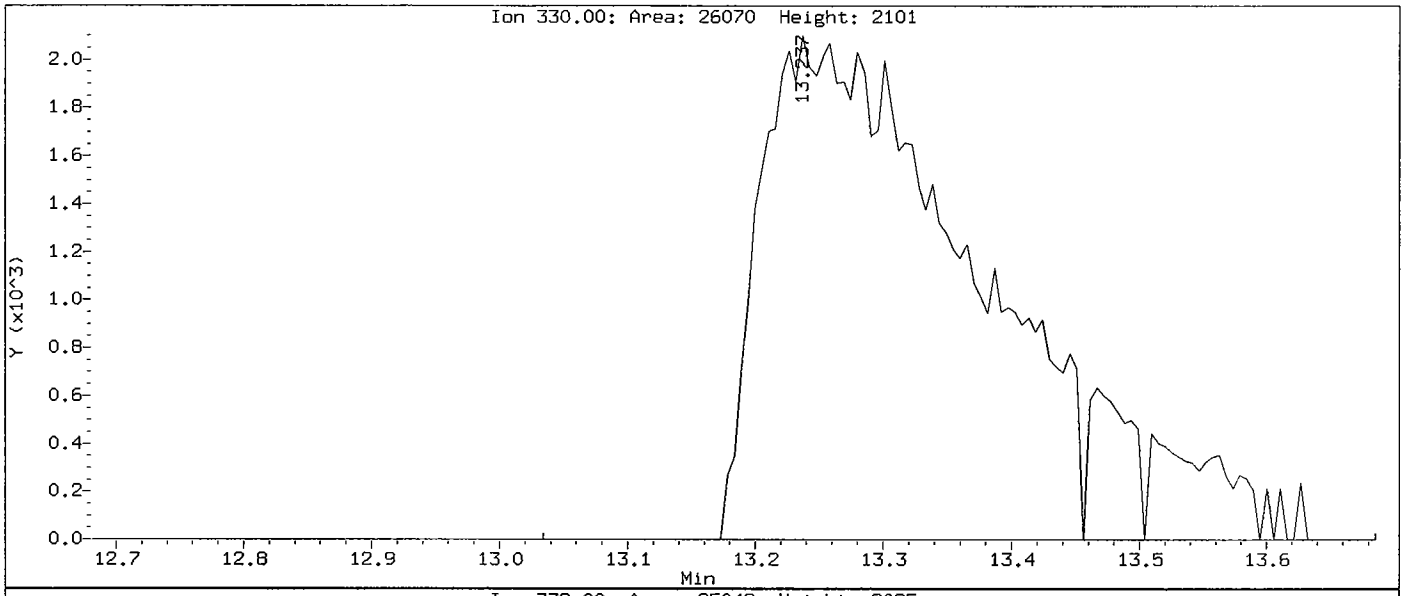

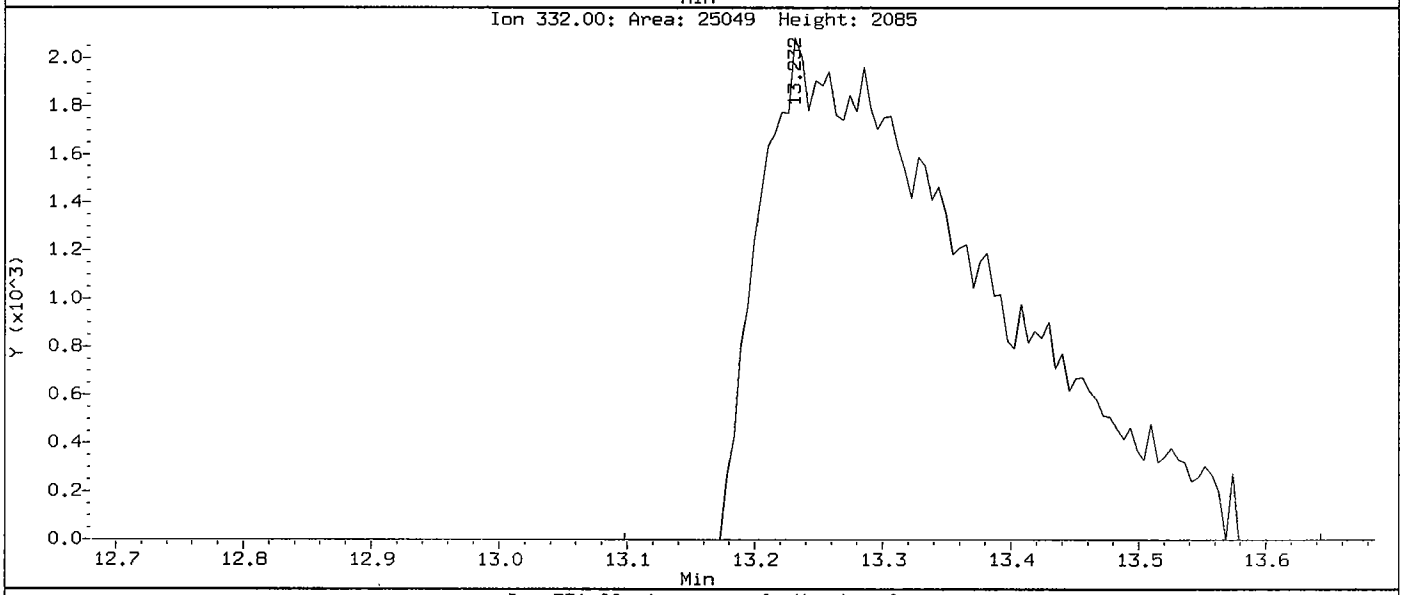

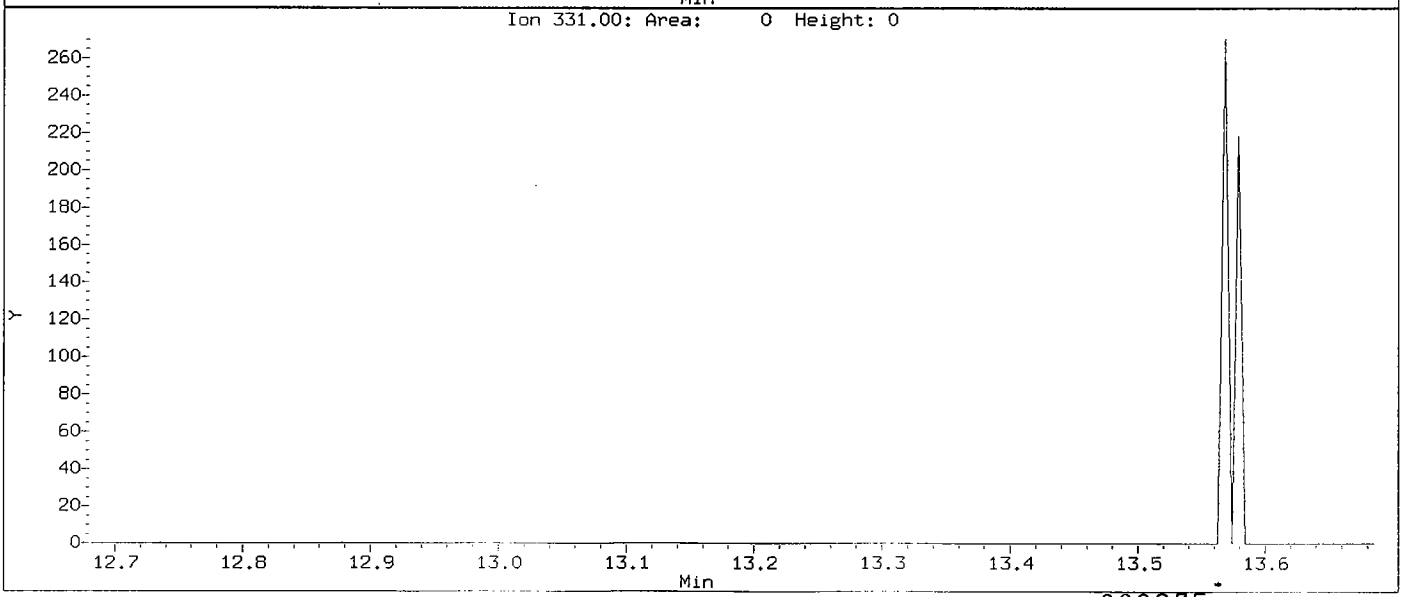

ANALYTICAL RESOURCES INCORPORATED

ORGANICS ANALYSIS DATA SHEET
PSDDA Semivolatiles by SW8270D GC/MS
Page 1 of 1

Sample ID: AN-RI-SEDC-06A
SAMPLE

Lab Sample ID: IH28I
LIMS ID: 05-11889
Matrix: Sediment
Data Release Authorized:
Reported: 08/04/05

QC Report No: IH28-Anchor Environmental
Project: KC Former Scott Mill
00010501/T2
Date Sampled: 07/14/05
Date Received: 07/18/05

Date Extracted: 07/25/05
Date Analyzed: 08/03/05 04:36
Instrument/Analyst: NT4/LJR
GPC Cleanup: No

Sample Amount: 18.7 g-dry-wt
Final Extract Volume: 0.5 mL
Dilution Factor: 1.00
Percent Moisture: 57.8%
pH: 7.2

CAS Number	Analyte	RL	Result
108-95-2	Phenol	27	< 27 U
100-51-6	Benzyl Alcohol	27	< 27 U
95-48-7	2-Methylphenol	27	< 27 U
106-44-5	**4-Methylphenol**	**27**	**60**
67-72-1	Hexachloroethane	27	< 27 U
105-67-9	2,4-Dimethylphenol	27	< 27 U
65-85-0	Benzoic Acid	270	< 270 U
120-82-1	1,2,4-Trichlorobenzene	27	< 27 U
91-20-3	**Naphthalene**	**27**	**32**
87-68-3	Hexachlorobutadiene	27	< 27 U
91-57-6	2-Methylnaphthalene	27	< 27 U
131-11-3	Dimethylphthalate	27	< 27 U
208-96-8	Acenaphthylene	27	< 27 U
83-32-9	Acenaphthene	27	< 27 U
132-64-9	Dibenzofuran	27	< 27 U
84-66-2	Diethylphthalate	27	< 27 U
86-73-7	Fluorene	27	< 27 U
86-30-6	N-Nitrosodiphenylamine	27	< 27 U
87-86-5	Pentachlorophenol	130	< 130 U
85-01-8	**Phenanthrene**	**27**	**49**
120-12-7	Anthracene	27	< 27 U
84-74-2	Di-n-Butylphthalate	27	< 27 U
206-44-0	**Fluoranthene**	**27**	**120**
129-00-0	**Pyrene**	**27**	**100**
85-68-7	Butylbenzylphthalate	27	< 27 U
56-55-3	**Benzo(a)anthracene**	**27**	**71**
117-81-7	bis(2-Ethylhexyl)phthalate	27	< 27 U
218-01-9	**Chrysene**	**27**	**84**
117-84-0	Di-n-Octyl phthalate	27	< 27 U
205-99-2	**Benzo(b)fluoranthene**	**27**	**85**
207-08-9	**Benzo(k)fluoranthene**	**27**	**110**
50-32-8	**Benzo(a)pyrene**	**27**	**98**
193-39-5	**Indeno(1,2,3-cd)pyrene**	**27**	**43**
53-70-3	Dibenz(a,h)anthracene	27	< 27 U
191-24-2	**Benzo(g,h,i)perylene**	**27**	**37**

Reported in µg/kg (ppb)

Semivolatile Surrogate Recovery

d5-Nitrobenzene	62.0%	2-Fluorobiphenyl	62.0%
d14-p-Terphenyl	62.4%	d4-1,2-Dichlorobenzene	51.2%
d5-Phenol	57.9%	2-Fluorophenol	62.7%
2,4,6-Tribromophenol	67.7%	d4-2-Chlorophenol	61.9%

Analytical Resources, Inc.

Semivolatile Report SW846 Method 8270C

Data file : /chem3/nt4.i/20050802a.b/ih28i.d
Lab Smp Id: IH28I Client Smp ID: AN-RI-SEDC-06A
Inj Date : 03-AUG-2005 04:36
Operator : VS Inst ID: nt4.i
Smp Info : IH28I
Misc Info : 05-11889
Comment : 1ul Injection
Method : /chem3/nt4.i/20050802a.b/SW846.m
Meth Date : 03-Aug-2005 16:32 jeff Quant Type: ISTD
Cal Date : 02-AUG-2005 20:22 Cal File: 0100802.d
Als bottle: 22
Dil Factor: 1.00000
Integrator: HP RTE Compound Sublist: PSDDA.sub
Target Version: 3.50

Concentration Formula: Amt * DF * Vt/(Ws * (100 - M)/100) * CpndVariable

Name	Value	Description
DF	1.00000	Dilution Factor
Vt	500.00000	Volume of final extract (uL)
Ws	44.40000	Weight of sample extracted (g)
M	57.80000	% Moisture

Cpnd Variable Local Compound Variable

Compounds	QUANT SIG MASS	RT	EXP RT	REL RT	RESPONSE	CONCENTRATIONS ON-COLUMN (ug/mL)	CONCENTRATIONS FINAL (ug/kg)
$ 1 2-Fluorophenol	112	5.188	5.135	(0.699)	188633	23.4800	626.6
$ 2 Phenol-d5	99	7.122	7.112	(0.959)	226412	21.7488	580.4
3 Phenol	94	Compound Not Detected.					
$ 5 2-Chlorophenol-d4	132	7.122	7.117	(0.959)	193187	23.2468	620.4
4 Bis(2-Chloroethyl)ether	93	Compound Not Detected.					
6 2-Chlorophenol	128	Compound Not Detected.					
7 1,3-Dichlorobenzene	146	Compound Not Detected.					
* 8 1,4-Dichlorobenzene-d4	152	7.426	7.427	(1.000)	114797	20.0000	
9 1,4-Dichlorobenzene	146	Compound Not Detected.					
$ 10 1,2-Dichlorobenzene-d4	152	7.747	7.753	(1.043)	67488	12.8364	342.5
12 1,2-Dichlorobenzene	146	Compound Not Detected.					
11 Benzyl alcohol	108	Compound Not Detected.					
14 2,2'-oxybis(1-Chloropropane)	45	Compound Not Detected.					
13 2-Methylphenol	108	Compound Not Detected.					
17 Hexachloroethane	117	Compound Not Detected.					

	Compounds	QUANT SIG MASS	RT	EXP RT	REL RT	RESPONSE	CONCENTRATIONS ON-COLUMN (ug/mL)	FINAL (ug/kg)
16	N-Nitroso-di-n-propylamine	70	Compound Not Detected.					
15	4-Methylphenol	108	8.447	8.389	(1.137)	17311	2.22746	59.44(M)
$ 18	Nitrobenzene-d5	82	8.457	8.469	(0.883)	172904	15.4991	413.6
19	Nitrobenzene	77	Compound Not Detected.					
20	Isophorone	82	Compound Not Detected.					
21	2-Nitrophenol	139	Compound Not Detected.					
22	2,4-Dimethylphenol	107	Compound Not Detected.					
23	Bis(2-Chloroethoxy)methane	93	Compound Not Detected.					
24	Benzoic acid	105	Compound Not Detected.					
25	2,4-Dichlorophenol	162	Compound Not Detected.					
26	1,2,4-Trichlorobenzene	180	Compound Not Detected.					
* 27	Naphthalene-d8	136	9.574	9.585	(1.000)	416772	20.0000	
28	Naphthalene	128	9.606	9.617	(1.003)	27325	1.19727	31.95
29	4-Chloroaniline	127	Compound Not Detected.					
30	Hexachlorobutadiene	225	Compound Not Detected.					
31	4-Chloro-3-methylphenol	107	Compound Not Detected.					
32	2-Methylnaphthalene	141	Compound Not Detected.					
33	Hexachlorocyclopentadiene	237	Compound Not Detected.					
34	2,4,6-Trichlorophenol	196	Compound Not Detected.					
35	2,4,5-Trichlorophenol	196	Compound Not Detected.					
$ 36	2-Fluorobiphenyl	172	11.406	11.412	(0.918)	230615	15.5002	413.6
37	2-Chloronaphthalene	162	Compound Not Detected.					
38	2-Nitroaniline	65	Compound Not Detected.					
39	Dimethylphthalate	163	Compound Not Detected.					
40	Acenaphthylene	152	Compound Not Detected.					
41	2,6-Dinitrotoluene	165	Compound Not Detected.					
* 42	Acenaphthene-d10	164	12.421	12.427	(1.000)	228001	20.0000	
43	3-Nitroaniline	138	Compound Not Detected.					
44	Acenaphthene	153	Compound Not Detected.					
45	2,4-Dinitrophenol	184	Compound Not Detected.					
46	Dibenzofuran	168	Compound Not Detected.					
47	4-Nitrophenol	109	Compound Not Detected.					
48	2,4-Dinitrotoluene	165	Compound Not Detected.					
50	Diethylphthalate	149	Compound Not Detected.					
49	Fluorene	166	Compound Not Detected.					
51	4-Chlorophenyl-phenylether	204	Compound Not Detected.					
52	4-Nitroaniline	138	Compound Not Detected.					
53	4,6-Dinitro-2-methylphenol	198	Compound Not Detected.					
54	N-Nitrosodiphenylamine	169	Compound Not Detected.					
$ 55	2,4,6-Tribromophenol	330	13.709	13.709	(1.104)	37066	25.3752	677.1
56	4-Bromophenyl-phenylether	248	Compound Not Detected.					
57	Hexachlorobenzene	284	Compound Not Detected.					
58	Pentachlorophenol	266	Compound Not Detected.					
* 59	Phenanthrene-d10	188	14.745	14.746	(1.000)	358092	20.0000	
60	Phenanthrene	178	14.777	14.783	(1.002)	39919	1.83320	48.92
61	Anthracene	178	Compound Not Detected.					
62	Carbazole	167	Compound Not Detected.					

	Compounds	QUANT SIG MASS	RT	EXP RT	REL RT	RESPONSE	CONCENTRATIONS ON-COLUMN (ug/mL)	FINAL (ug/kg)
63	Di-n-butylphthalate	149	Compound Not Detected.					
64	Fluoranthene	202	16.679	16.674	(1.131)	93871	4.56329	121.8
65	Pyrene	202	17.016	17.016	(0.896)	103483	3.86946	103.3
$ 66	Terphenyl-d14	244	17.390	17.385	(0.915)	248637	15.5844	415.9
67	Butylbenzylphthalate	149	Compound Not Detected.					
68	Benzo(a)anthracene	228	18.965	18.955	(0.998)	62702	2.66197	71.04
* 69	Chrysene-d12	240	18.998	18.982	(1.000)	342266	20.0000	
70	3,3'-Dichlorobenzidine	252	Compound Not Detected.					
71	Chrysene	228	19.030	19.025	(1.002)	72837	3.14602	83.95
72	bis(2-Ethylhexyl)phthalate	149	Compound Not Detected.					
* 134	Di-n-octylphthalate-d4	153	20.237	20.227	(1.000)	615172	20.0000	
73	Di-n-octylphthalate	149	Compound Not Detected.					
74	Benzo(b)fluoranthene	252	20.595	20.585	(0.975)	51863	3.19764	85.33
75	Benzo(k)fluoranthene	252	20.622	20.622	(0.976)	62119	4.00050	106.8
76	Benzo(a)pyrene	252	21.033	21.017	(0.996)	53304	3.66143	97.71
* 77	Perylene-d12	264	21.124	21.103	(1.000)	234925	20.0000	
78	Indeno(1,2,3-cd)pyrene	276	22.433	22.438	(1.062)	24202	1.60143	42.73
79	Dibenzo(a,h)anthracene	278	Compound Not Detected.					
80	Benzo(g,h,i)perylene	276	22.721	22.732	(1.076)	21118	1.36583	36.45

QC Flag Legend

M - Compound response manually integrated.

Analytical Resources, Inc.

INTERNAL STANDARD COMPOUNDS
AREA AND RT SUMMARY

Instrument ID: nt4.i
Lab File ID: ih28i.d
Lab Smp Id: IH28I
Analysis Type: SV
Quant Type: ISTD
Operator: VS
Method File: /chem3/nt4.i/20050802a.b/SW846.m
Misc Info: 05-11889

Calibration Date: 02-AUG-2005
Calibration Time: 21:28
Client Smp ID: AN-RI-SEDC-06A
Level: LOW
Sample Type: Sediment

COMPOUND	STANDARD	AREA LIMIT LOWER	AREA LIMIT UPPER	SAMPLE	%DIFF
8 1,4-Dichlorobenze	121607	60804	243214	114797	-5.60
27 Naphthalene-d8	430121	215060	860242	416772	-3.10
42 Acenaphthene-d10	229587	114794	459174	228001	-0.69
59 Phenanthrene-d10	343054	171527	686108	358092	4.38
69 Chrysene-d12	260573	130286	521146	342266	31.35
134 Di-n-octylphthala	469301	234650	938602	615172	31.08
77 Perylene-d12	283780	141890	567560	234925	-17.22

COMPOUND	STANDARD	RT LIMIT LOWER	RT LIMIT UPPER	SAMPLE	%DIFF
8 1,4-Dichlorobenze	7.43	6.93	7.93	7.43	-0.01
27 Naphthalene-d8	9.59	9.09	10.09	9.57	-0.12
42 Acenaphthene-d10	12.43	11.93	12.93	12.42	-0.05
59 Phenanthrene-d10	14.75	14.25	15.25	14.75	0.00
69 Chrysene-d12	18.98	18.48	19.48	19.00	0.08
134 Di-n-octylphthala	20.23	19.73	20.73	20.24	0.05
77 Perylene-d12	21.10	20.60	21.60	21.12	0.10

AREA UPPER LIMIT = +100% of internal standard area.
AREA LOWER LIMIT = - 50% of internal standard area.
RT UPPER LIMIT = + 0.50 minutes of internal standard RT.
RT LOWER LIMIT = - 0.50 minutes of internal standard RT.

Analytical Resources, Inc.

RECOVERY REPORT

Client Name: ANCHOR
Sample Matrix: SOLID
Lab Smp Id: IH28I
Level: LOW
Data Type: MS DATA
SpikeList File: tclp.spk
Sublist File: PSDDA.sub
Method File: /chem3/nt4.i/20050802a.b/SW846.m
Misc Info: 05-11889

Client SDG: IH28
Fraction: SV
Client Smp ID: AN-RI-SEDC-06A
Operator: VS
SampleType: SAMPLE
Quant Type: ISTD

SURROGATE COMPOUND	CONC ADDED ug/kg	CONC RECOVERED ug/kg	% RECOVERED	LIMITS
$ 1 2-Fluorophenol	1001	626.6	62.61	24-112
$ 2 Phenol-d5	1001	580.4	58.00	29-109
$ 5 2-Chlorophenol-d4	1001	620.4	61.99	34-101
$ 10 1,2-Dichlorobenzen	667.1	342.5	51.35	30-84
$ 18 Nitrobenzene-d5	667.1	413.6	62.00	28-103
$ 36 2-Fluorobiphenyl	667.1	413.6	62.00	33-104
$ 55 2,4,6-Tribromophen	1001	677.1	67.67	27-134
$ 66 Terphenyl-d14	667.1	415.9	62.34	31-120

Data File: /chem3/nt4.i/20050802a.b/ih28i.d
Date : 03-AUG-2005 04:36
Client ID: AN-RI-SEDC-06A
Sample Info: IH28I
Volume Injected (uL): 1.0
Column phase: RTX-5

Instrument: nt4.i
Operator: VS
Column diameter: 0.32

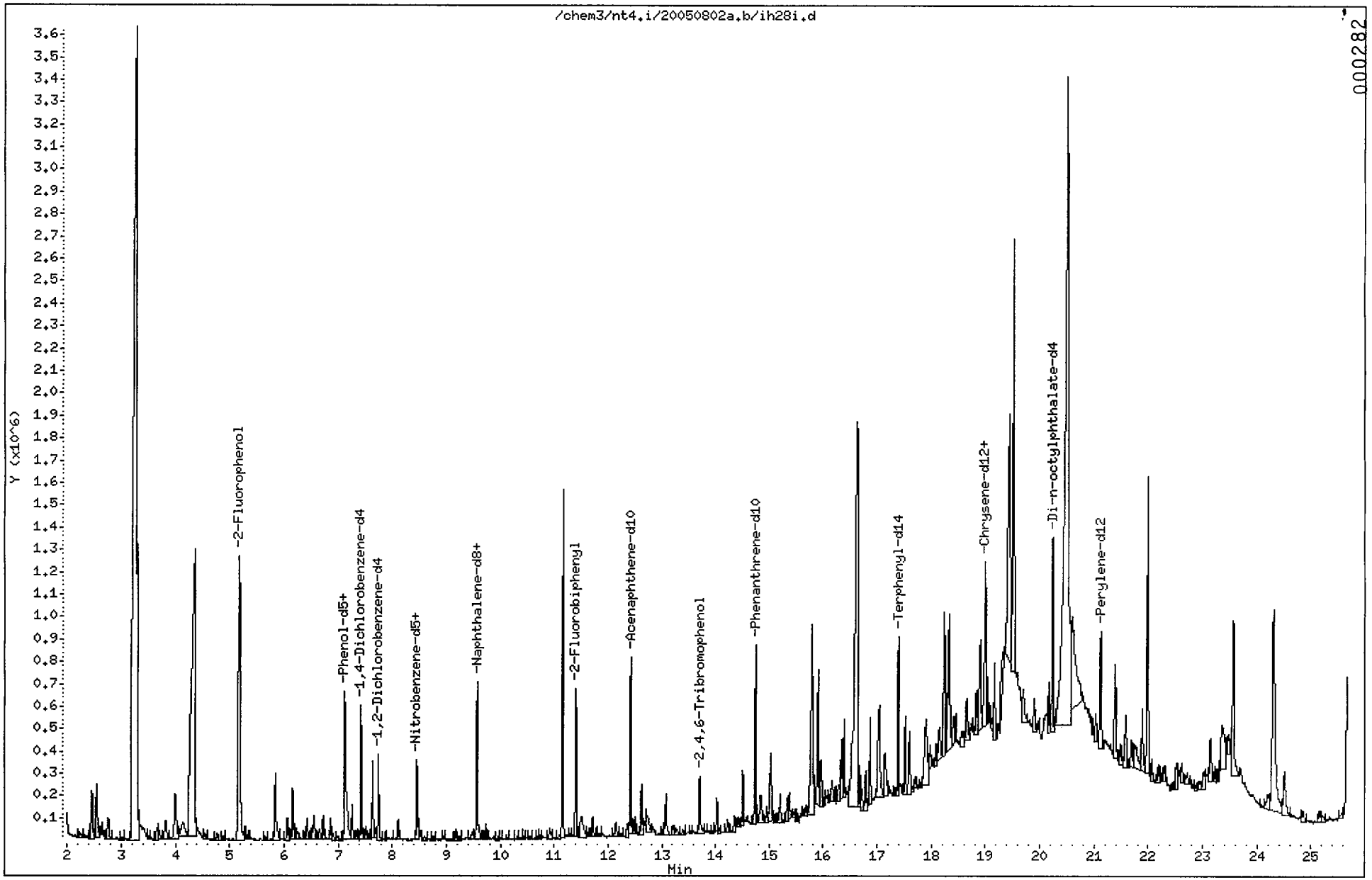

Data File: /chem3/nt4.i/20050802a.b/ih28i.d

Date : 03-AUG-2005 04:36

Client ID: AN-RI-SEDC-06A

Instrument: nt4.i

Sample Info: IH28I

Volume Injected (uL): 1.0

Operator: VS

Column phase: RTX-5

Column diameter: 0.32

15 4-Methylphenol

Concentration: 59.44 ug/kg

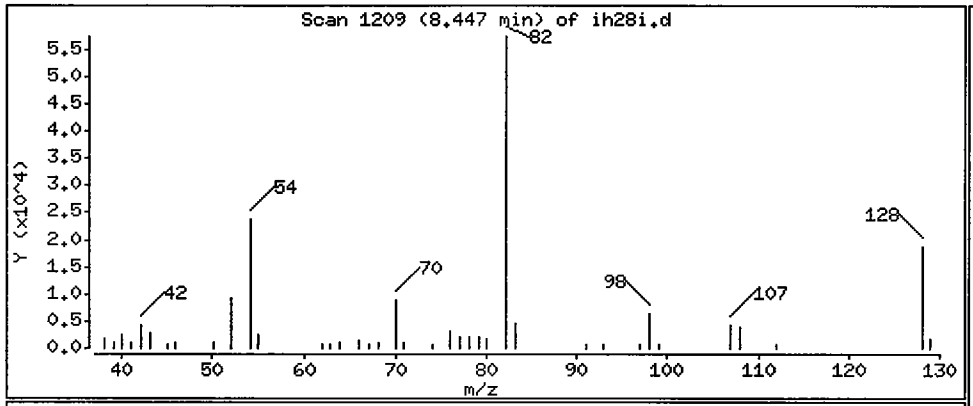

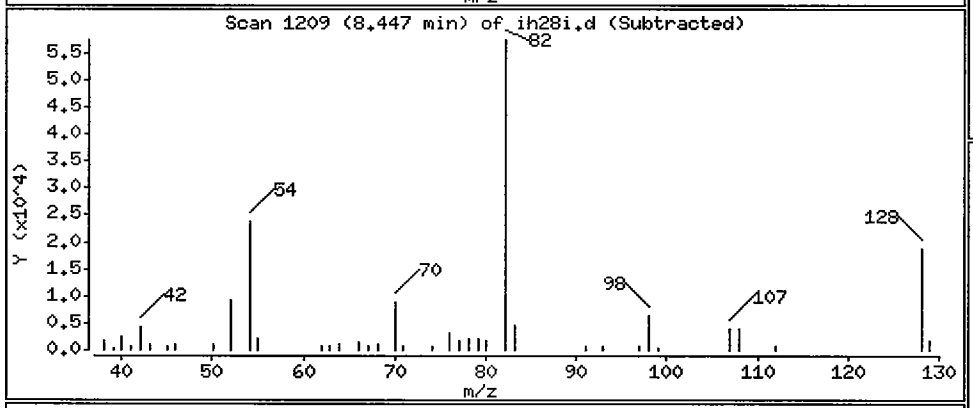

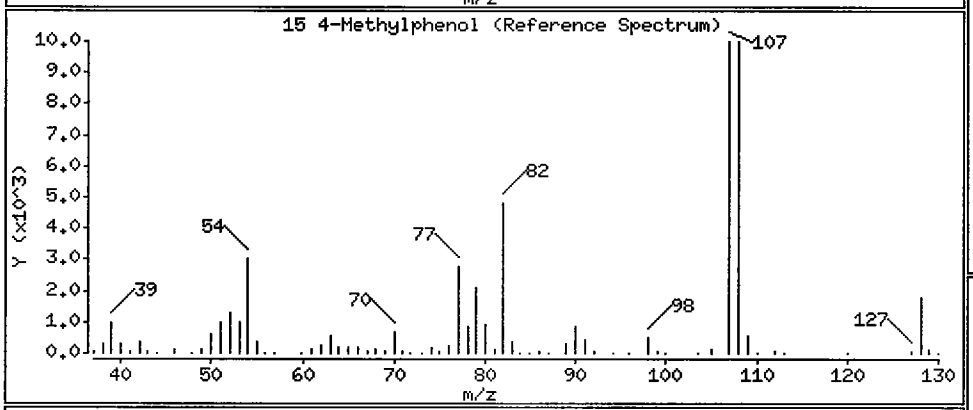

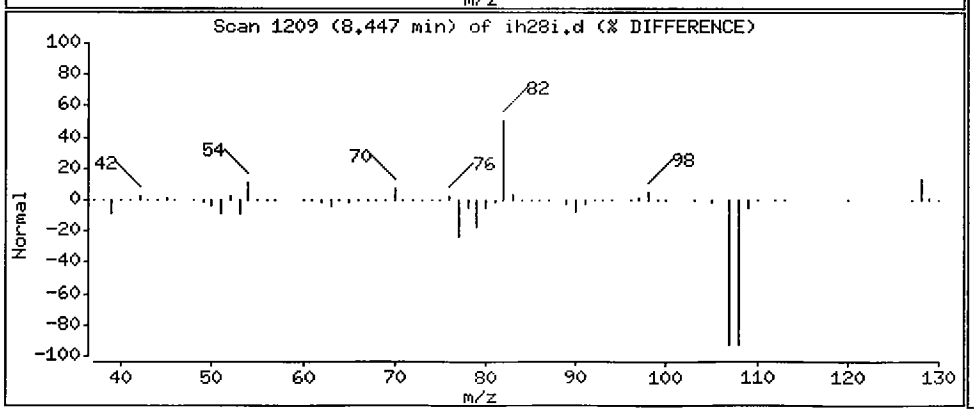

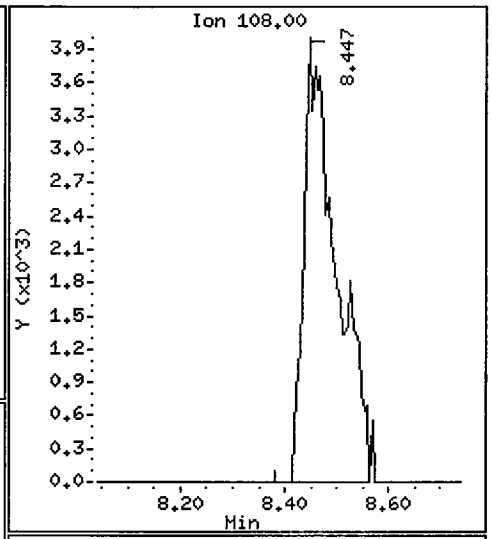

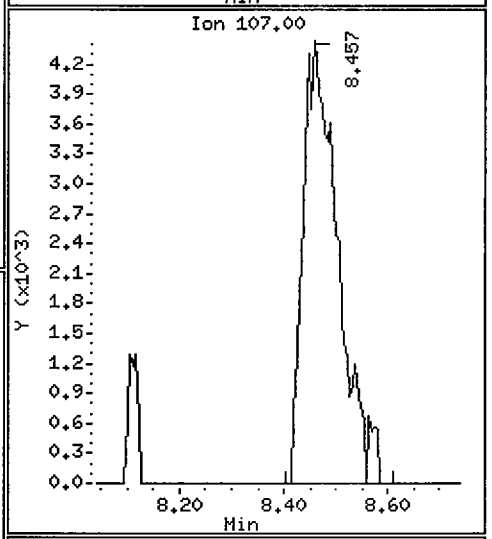

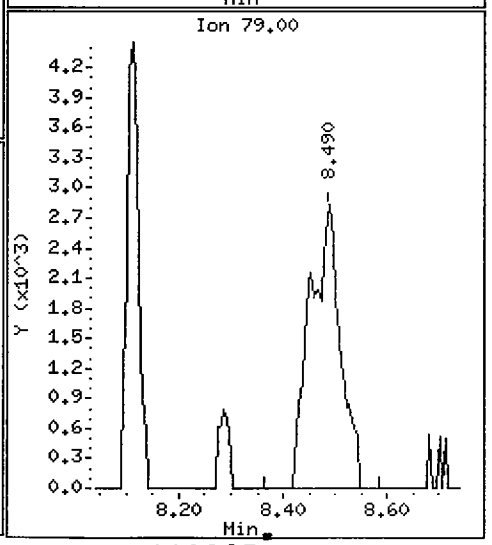

Data File: /chem3/nt4.i/20050802a.b/ih28i.d

Date : 03-AUG-2005 04:36

Client ID: AN-RI-SEDC-06A

Instrument: nt4.i

Sample Info: IH28I

Volume Injected (uL): 1.0

Operator: VS

Column phase: RTX-5

Column diameter: 0.32

28 Naphthalene

Concentration: 31.95 ug/kg

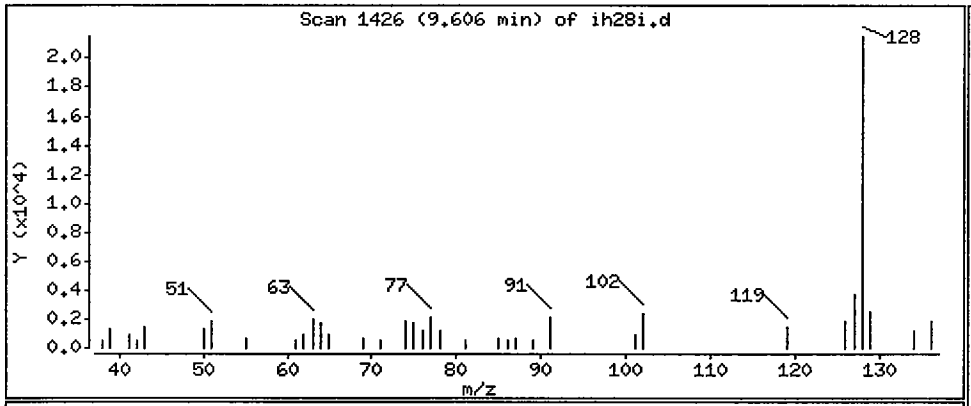

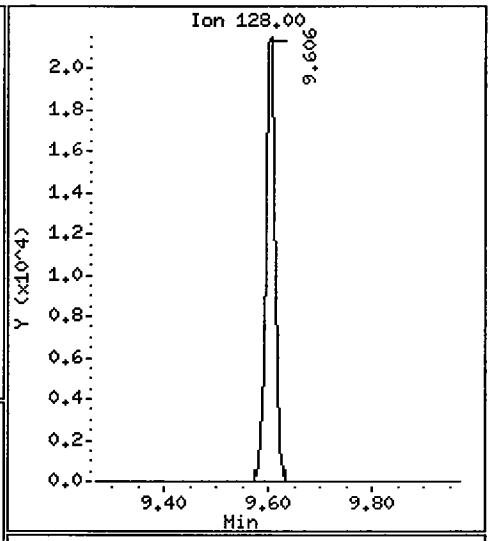

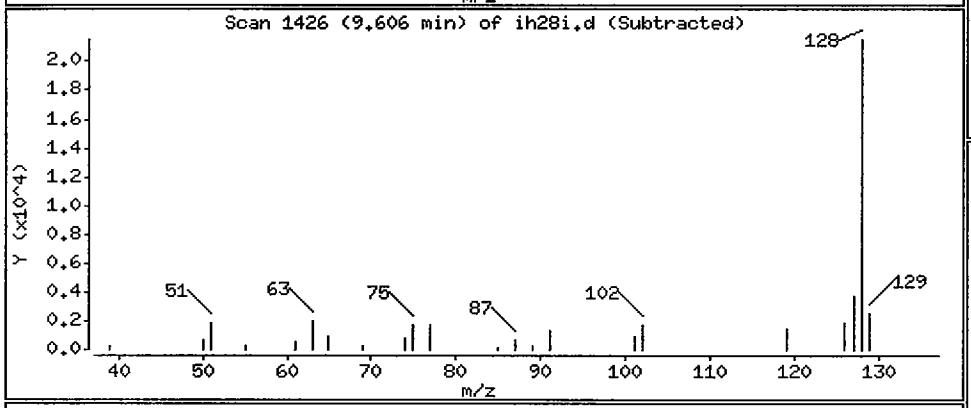

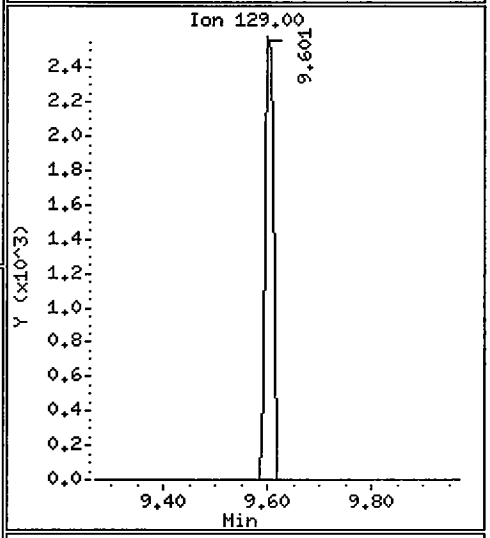

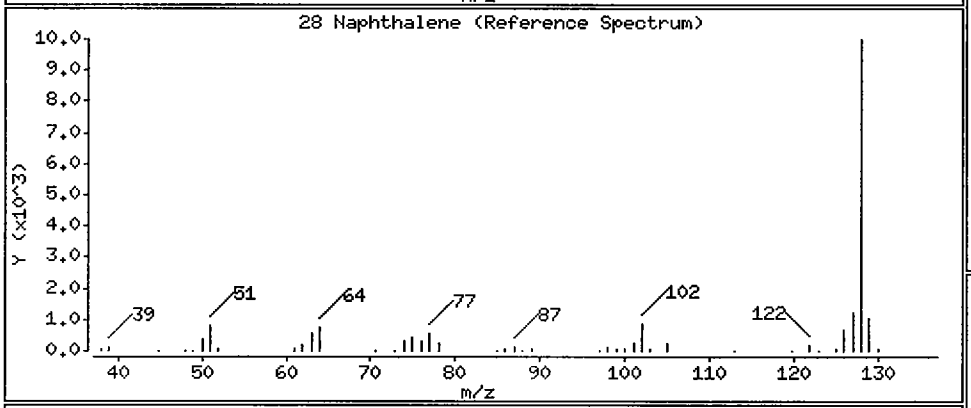

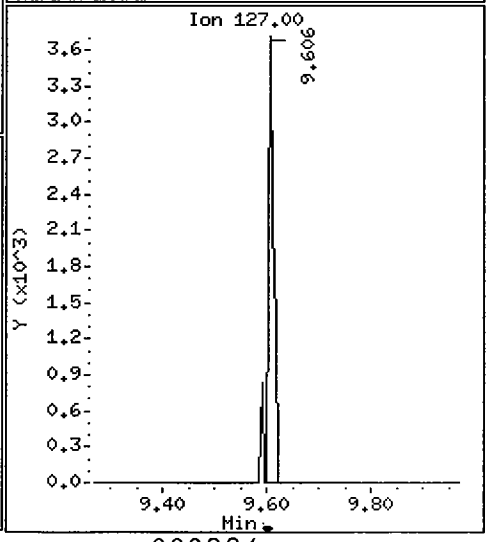

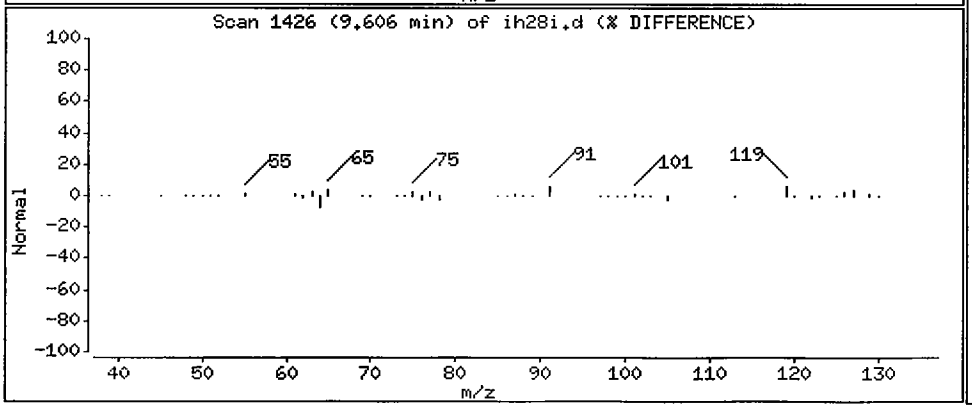

Data File: /chem3/nt4.i/20050802a.b/ih28i.d

Date : 03-AUG-2005 04:36

Client ID: AN-RI-SEDC-06A

Instrument: nt4.i

Sample Info: IH28I

Volume Injected (uL): 1.0

Operator: VS

Column phase: RTX-5

Column diameter: 0.32

60 Phenanthrene

Concentration: 48.92 ug/kg

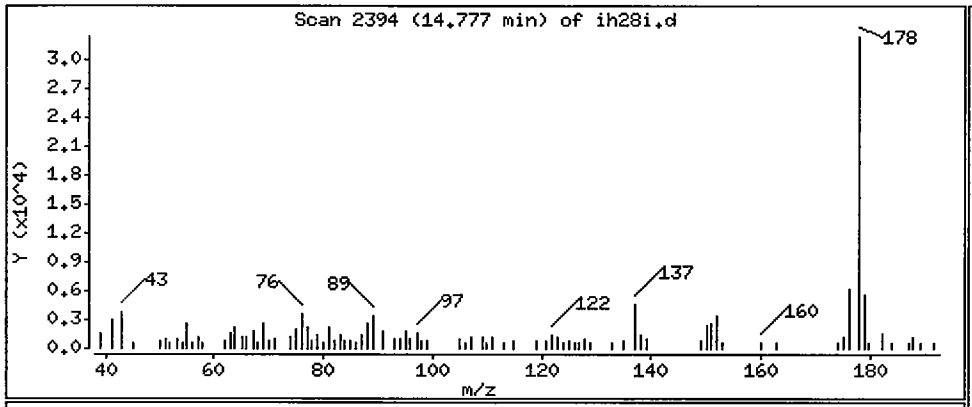

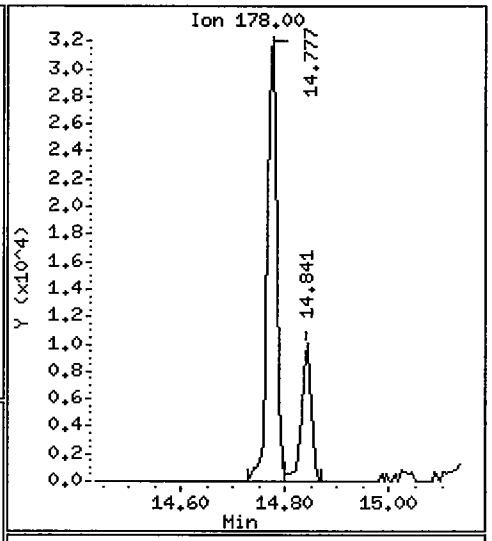

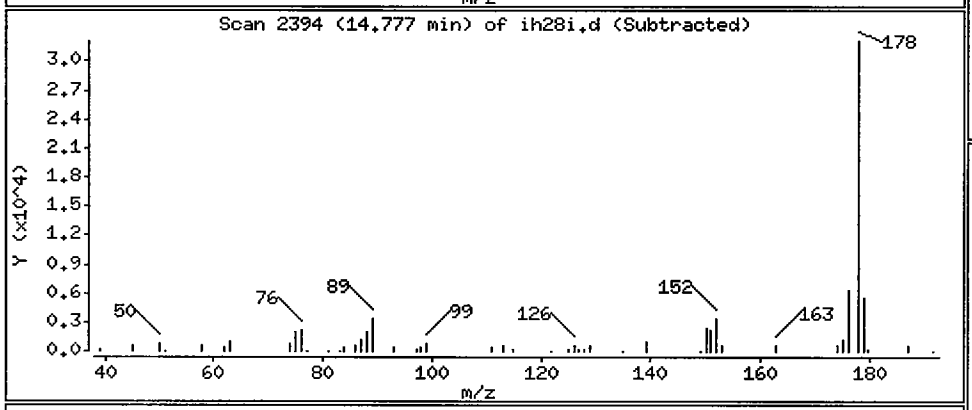

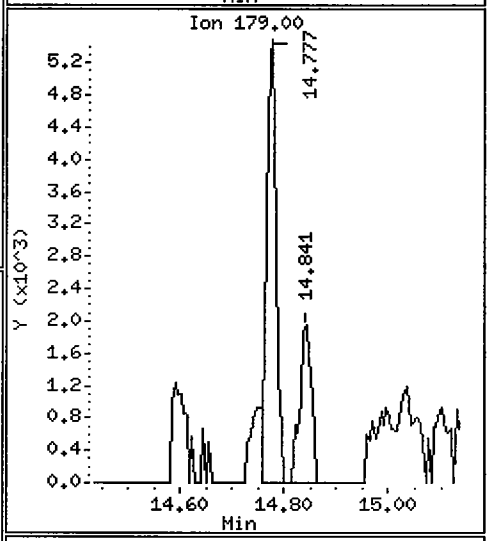

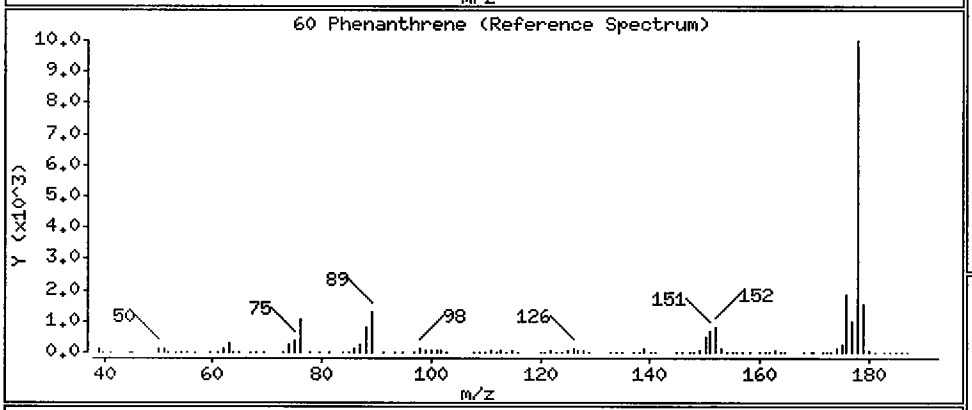

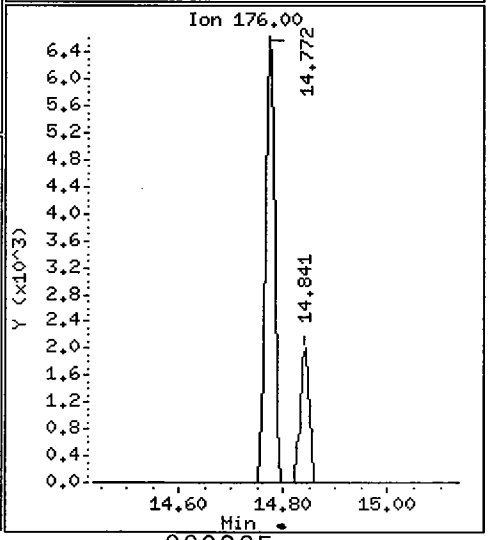

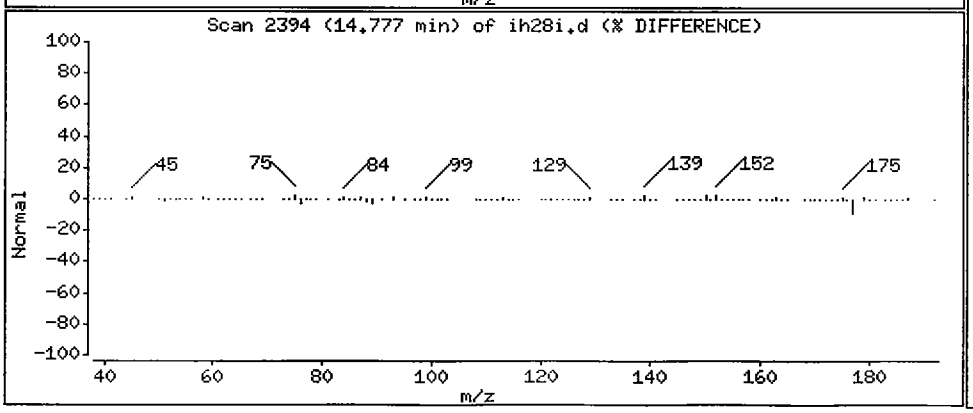

Data File: /chem3/nt4.i/20050802a.b/ih28i.d

Date : 03-AUG-2005 04:36

Client ID: AN-RI-SEDC-06A

Instrument: nt4.i

Sample Info: IH28I

Volume Injected (uL): 1.0

Operator: VS

Column phase: RTX-5

Column diameter: 0.32

64 Fluoranthene

Concentration: 121.8 ug/kg

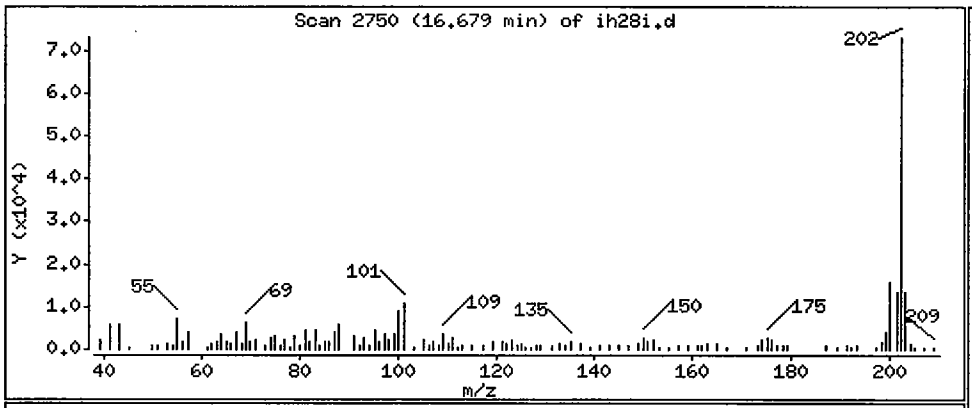

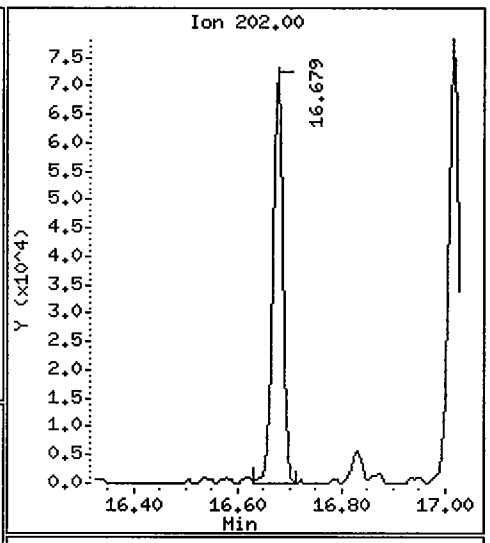

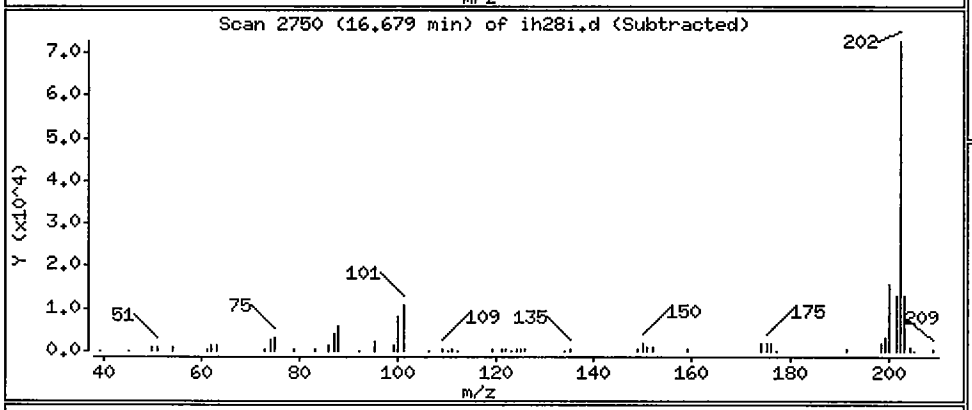

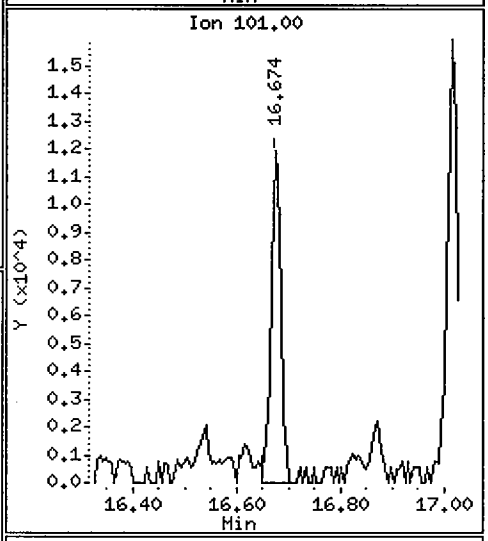

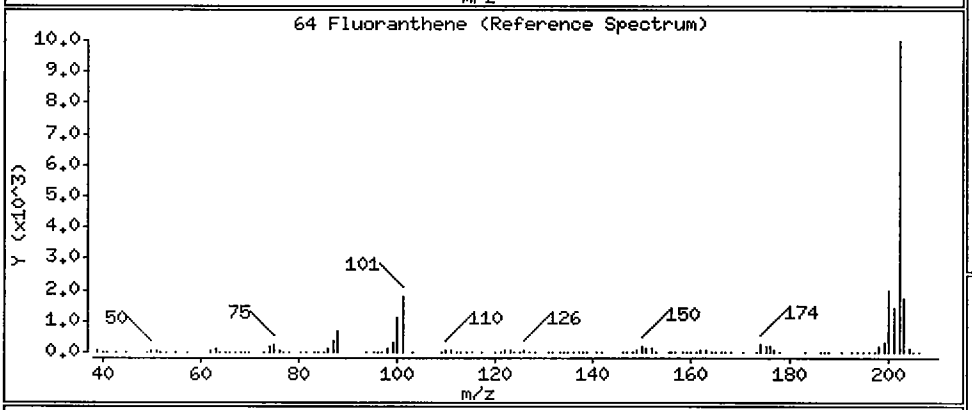

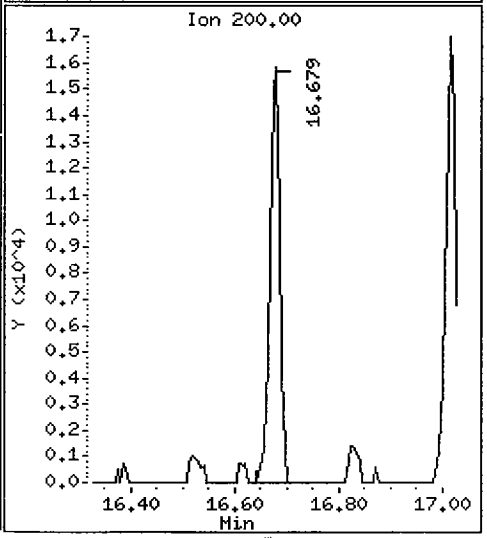

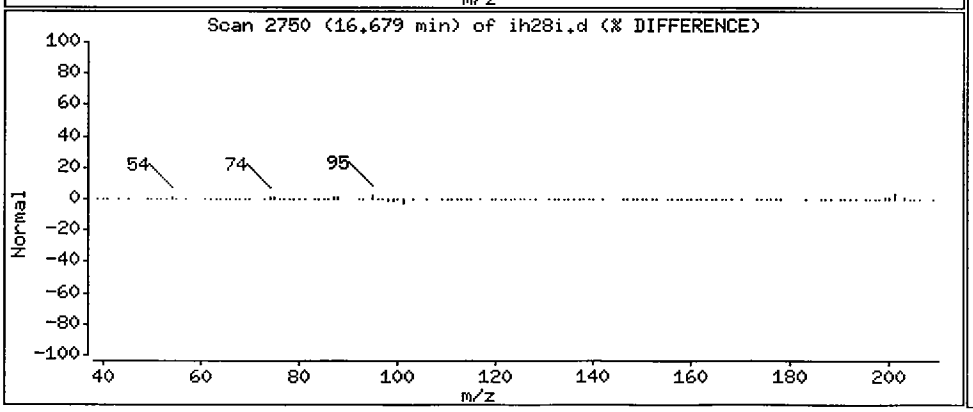

Data File: /chem3/nt4.i/20050802a.b/ih28i.d

Date : 03-AUG-2005 04:36

Client ID: AN-RI-SEDC-06A

Instrument: nt4.i

Sample Info: IH28I

Volume Injected (uL): 1.0

Operator: VS

Column phase: RTX-5

Column diameter: 0.32

65 Pyrene

Concentration: 103.3 ug/kg

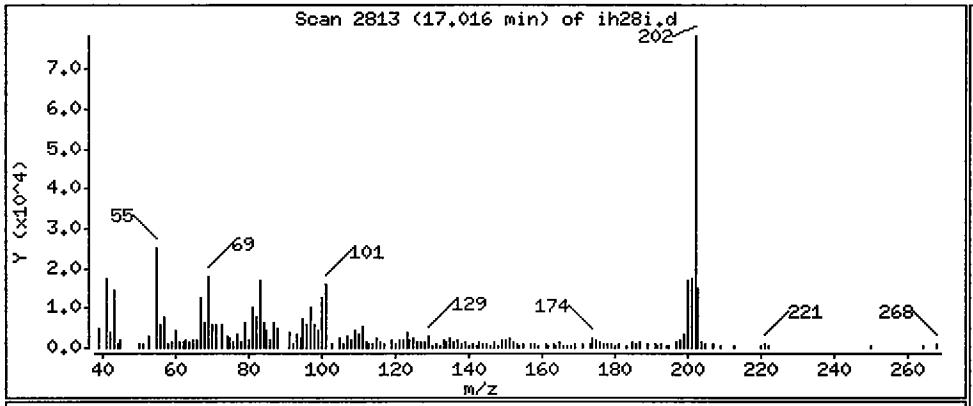

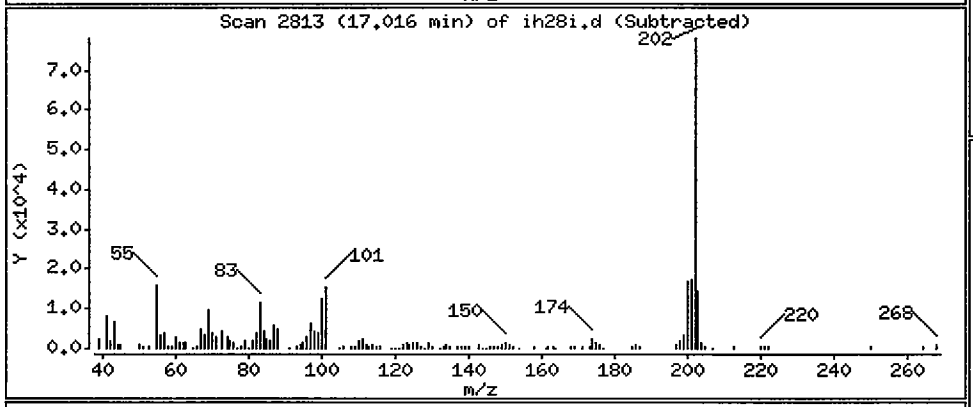

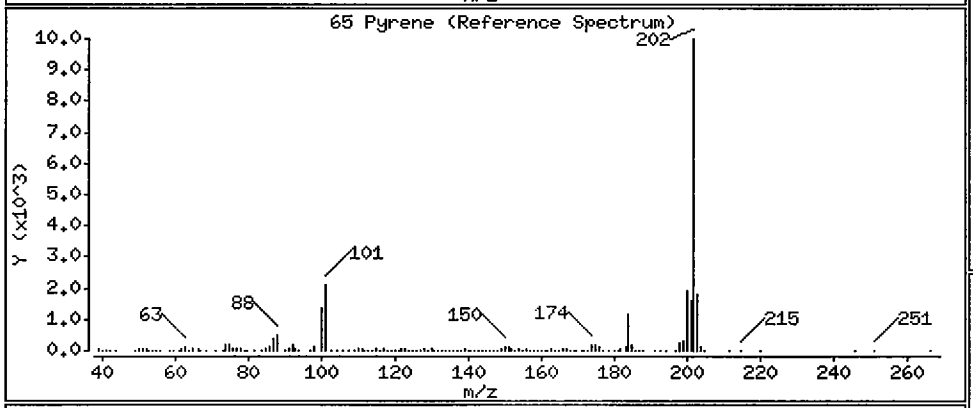

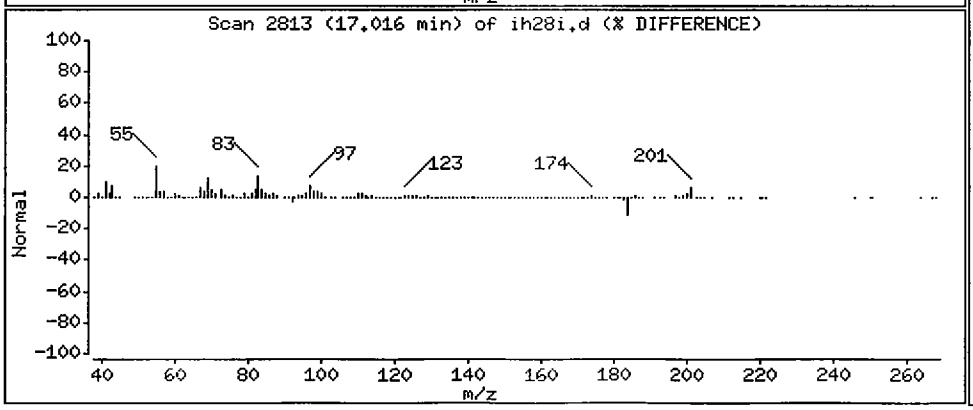

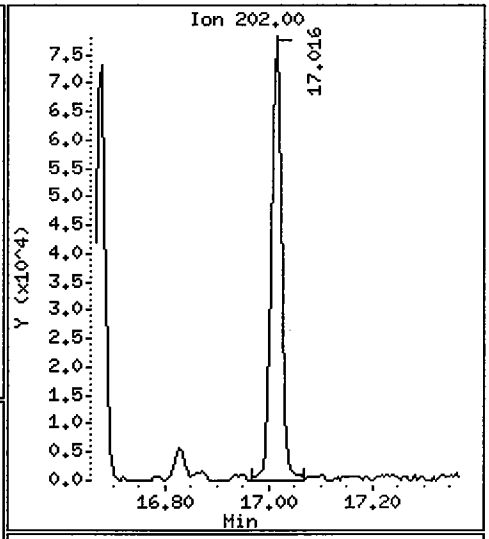

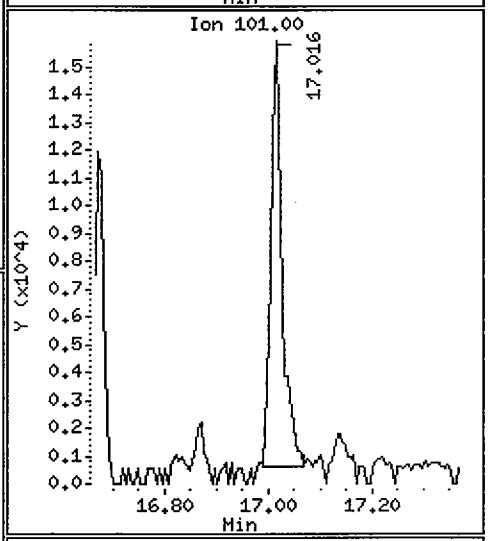

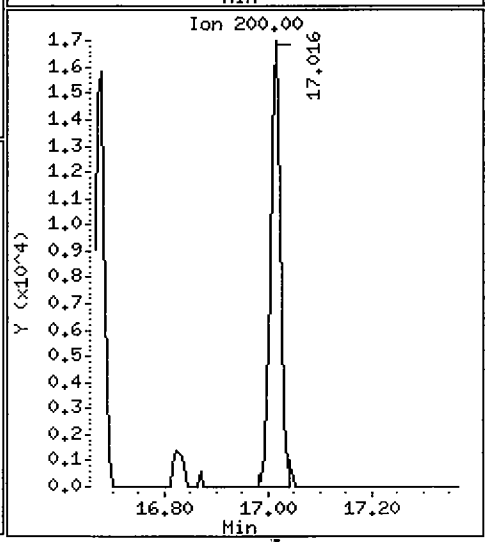

Data File: /chem3/nt4.i/20050802a.b/ih28i.d

Date : 03-AUG-2005 04:36

Client ID: AN-RI-SEDC-06A

Instrument: nt4.i

Sample Info: IH28I

Volume Injected (uL): 1.0

Operator: VS

Column phase: RTX-5

Column diameter: 0.32

68 Benzo(a)anthracene

Concentration: 71.04 ug/kg

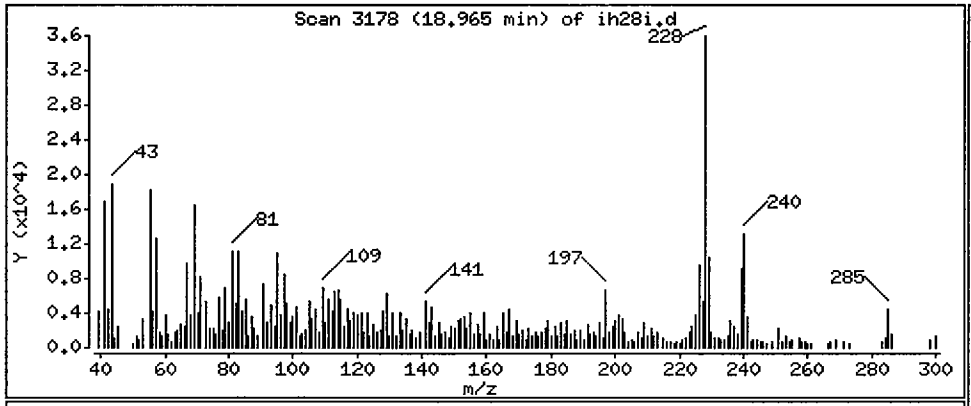

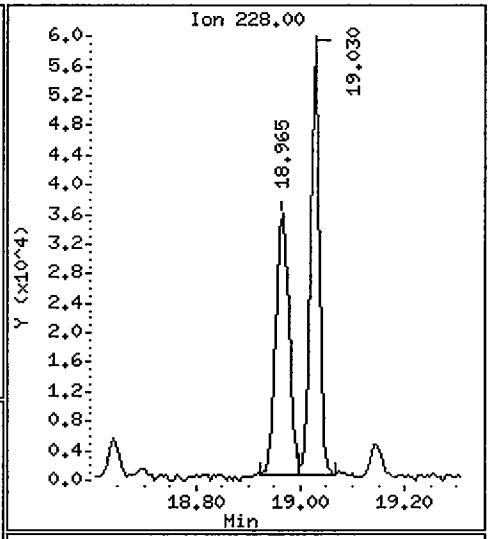

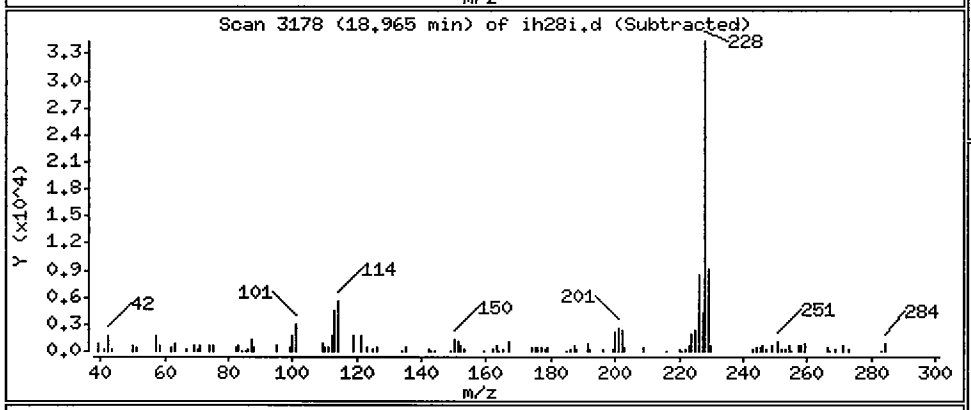

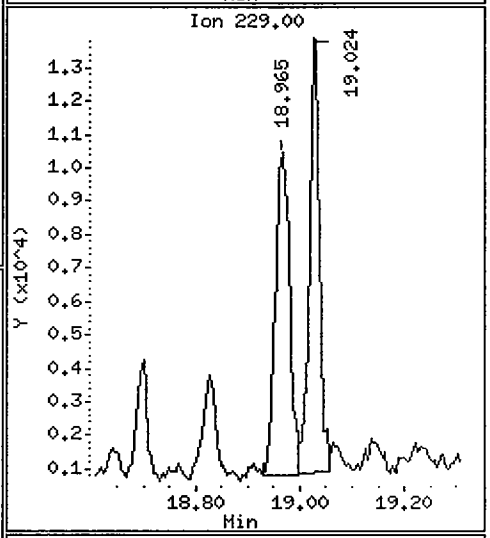

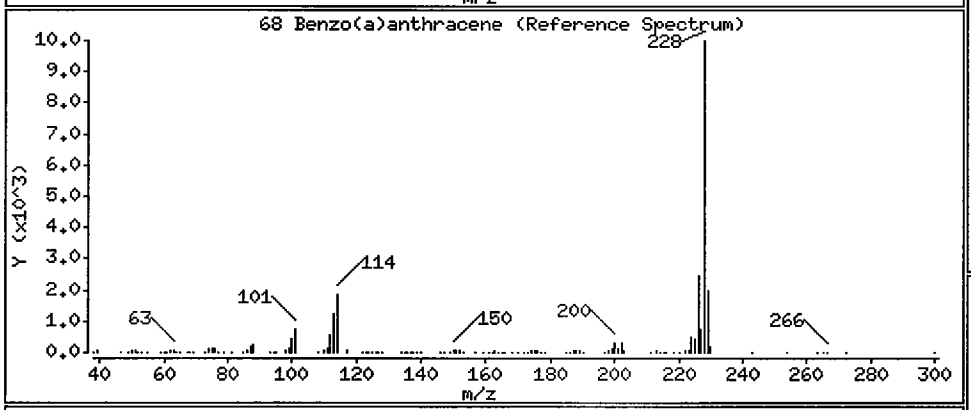

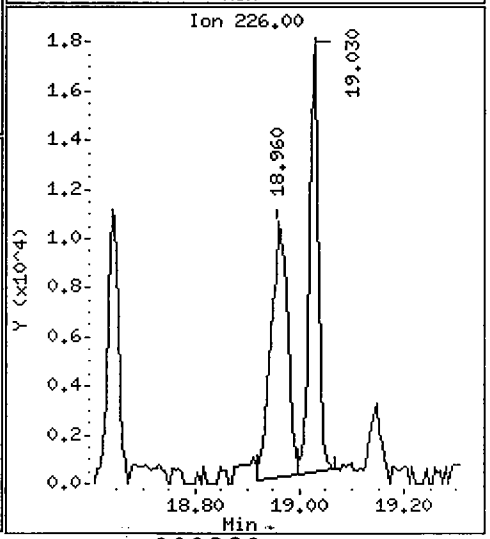

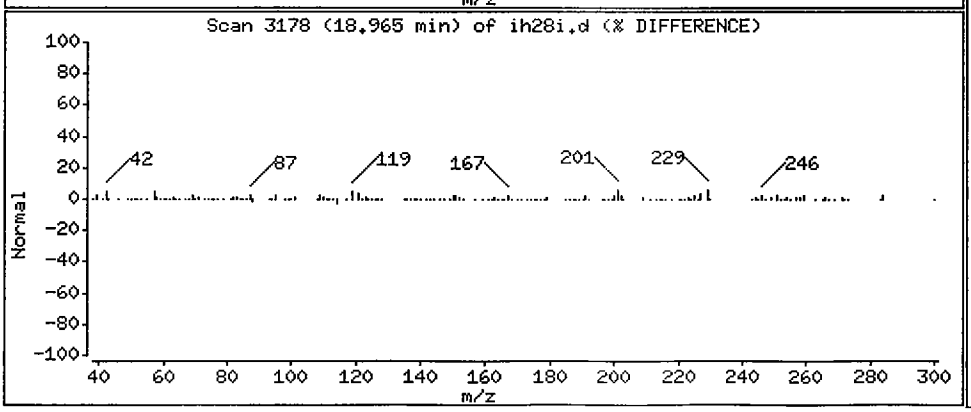

Data File: /chem3/nt4.i/20050802a.b/ih28i.d

Date : 03-AUG-2005 04:36

Client ID: AN-RI-SEDC-06A

Instrument: nt4.i

Sample Info: IH28I

Volume Injected (uL): 1.0

Operator: VS

Column phase: RTX-5

Column diameter: 0.32

71 Chrysene

Concentration: 83.95 ug/kg

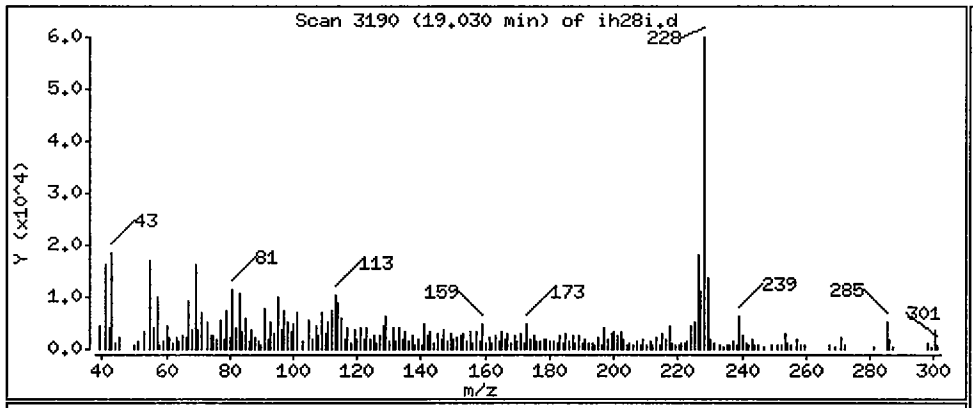

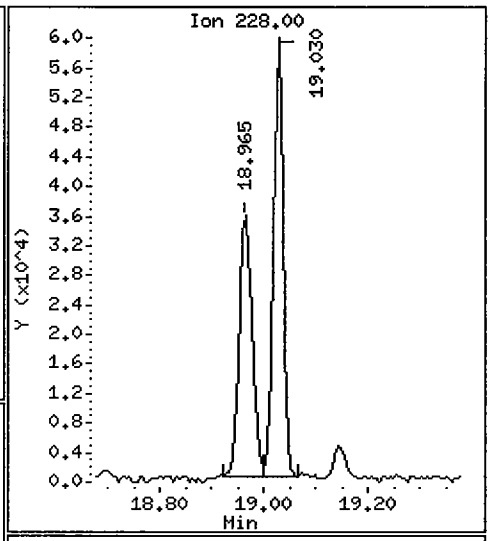

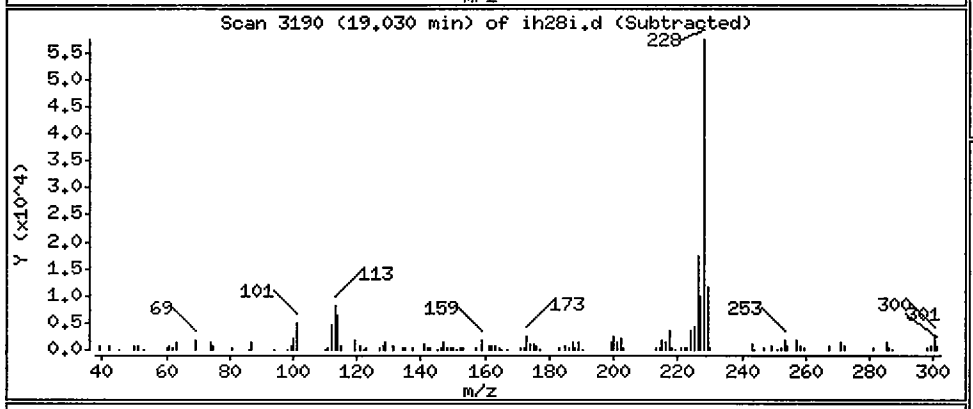

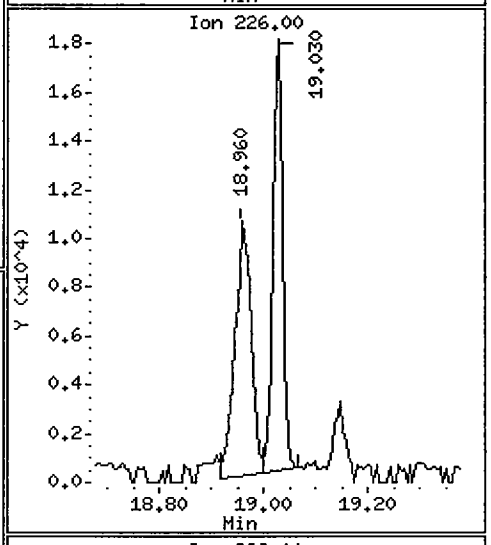

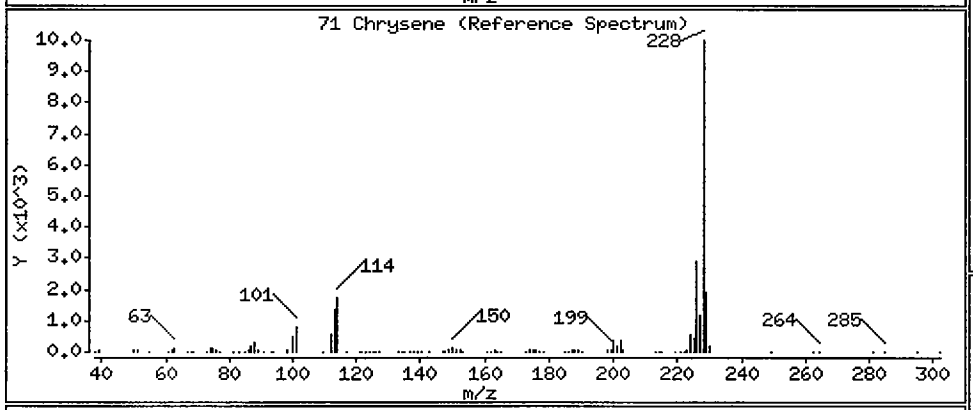

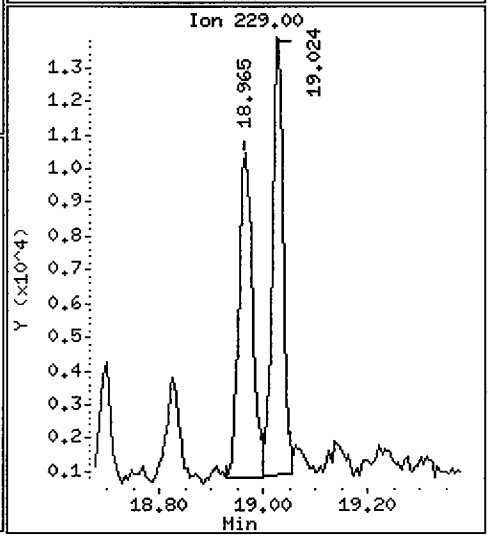

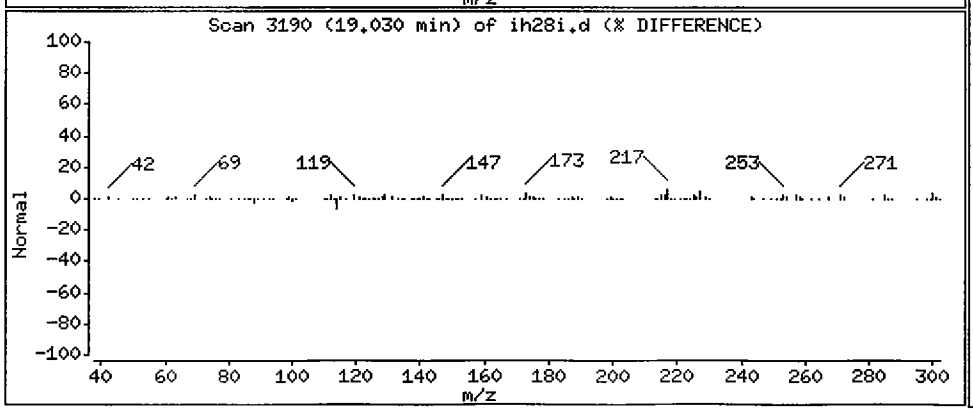

Data File: /chem3/nt4.i/20050802a.b/ih28i.d

Date : 03-AUG-2005 04:36

Client ID: AN-RI-SEDC-06A

Instrument: nt4.i

Sample Info: IH28I

Volume Injected (uL): 1.0

Operator: VS

Column phase: RTX-5

Column diameter: 0.32

74 Benzo(b)fluoranthene

Concentration: 85.33 ug/kg

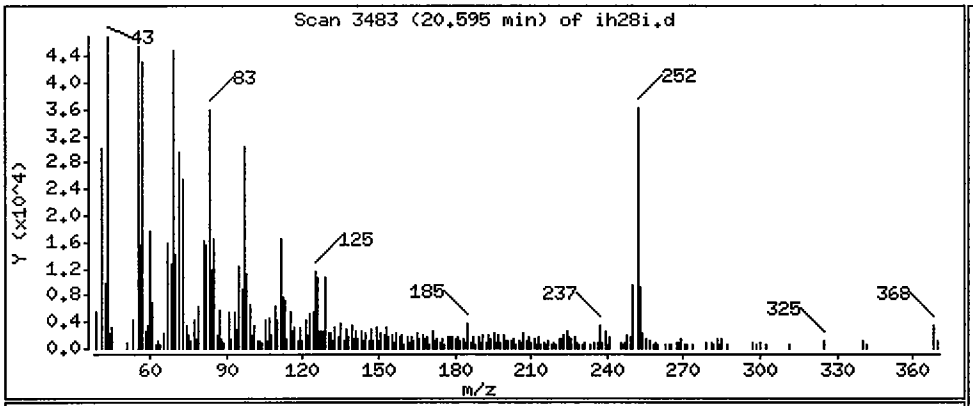

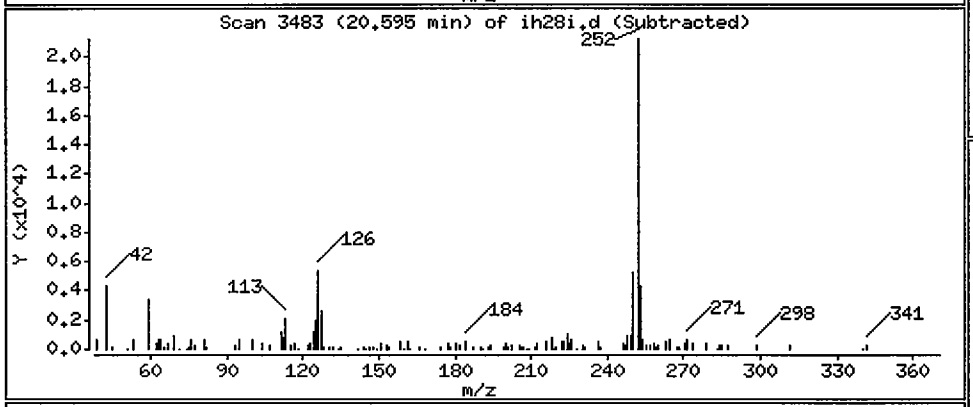

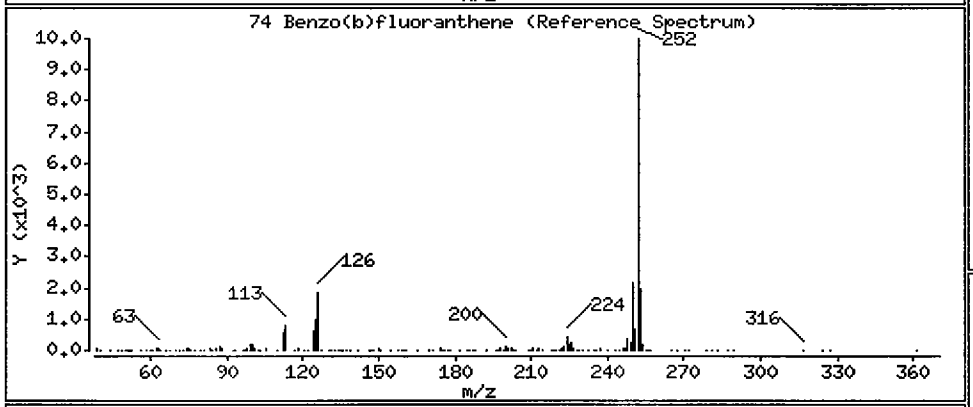

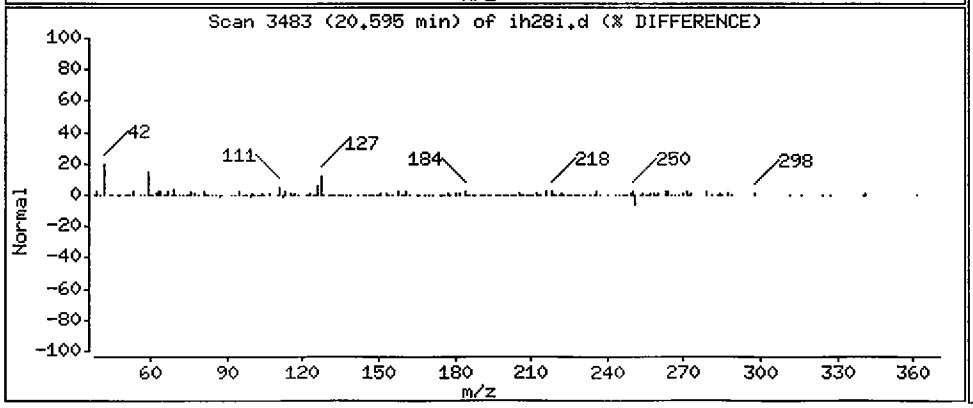

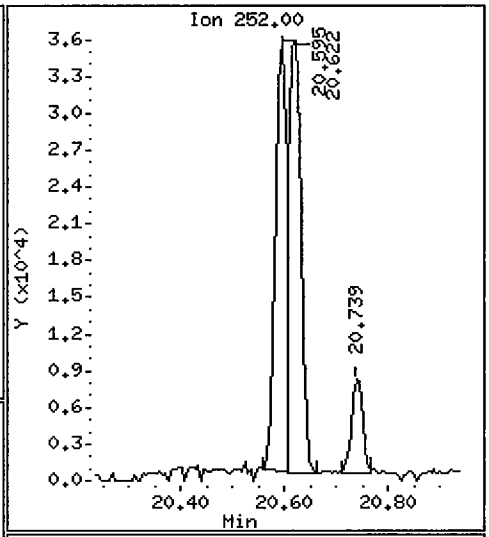

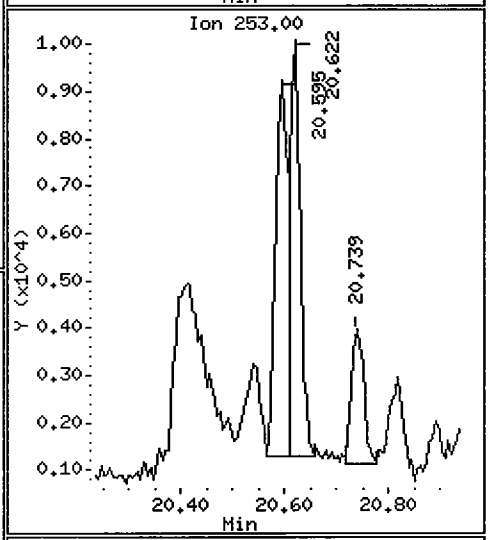

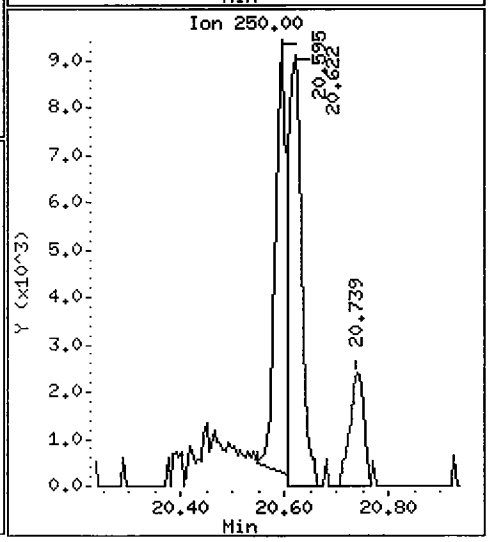

Data File: /chem3/nt4.i/20050802a.b/ih28i.d

Date : 03-AUG-2005 04:36

Client ID: AN-RI-SEDC-06A

Instrument: nt4.i

Sample Info: IH28I

Volume Injected (uL): 1.0

Operator: VS

Column phase: RTX-5

Column diameter: 0.32

75 Benzo(k)fluoranthene

Concentration: 106.8 ug/kg

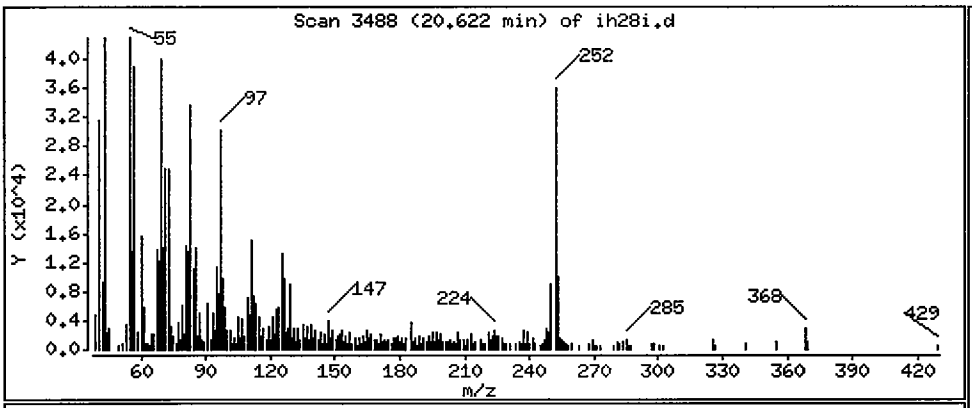

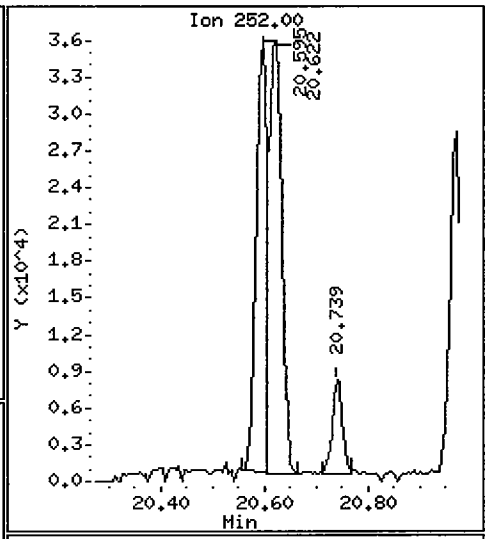

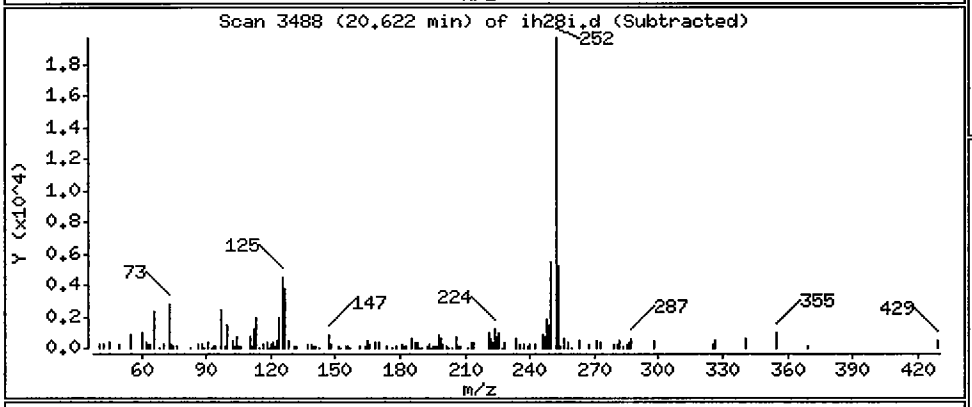

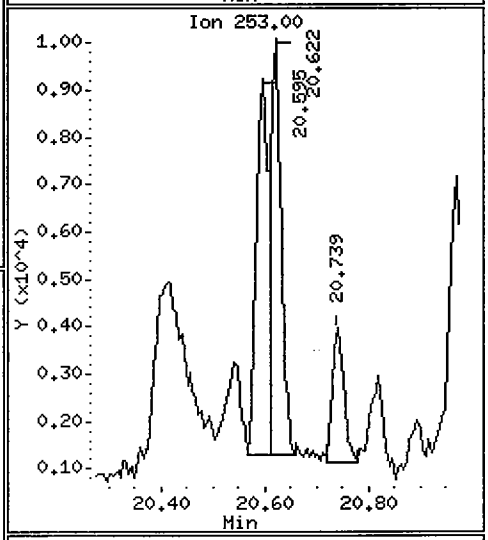

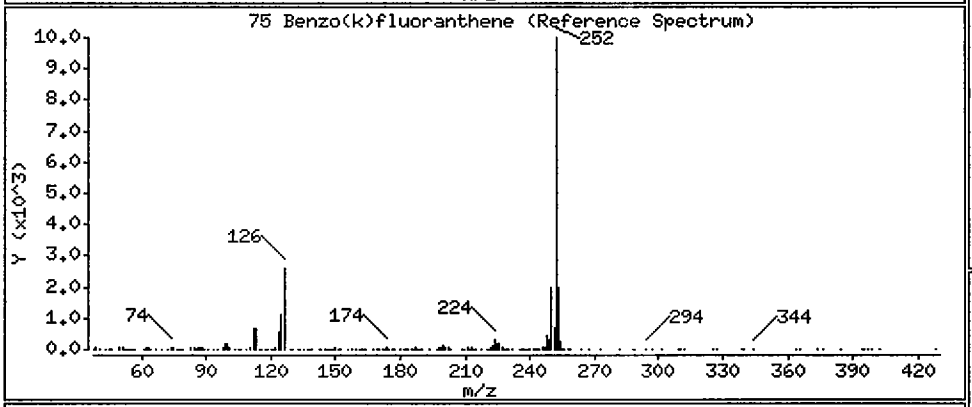

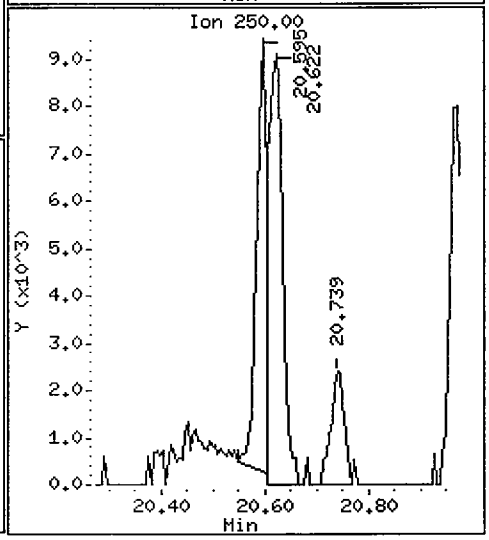

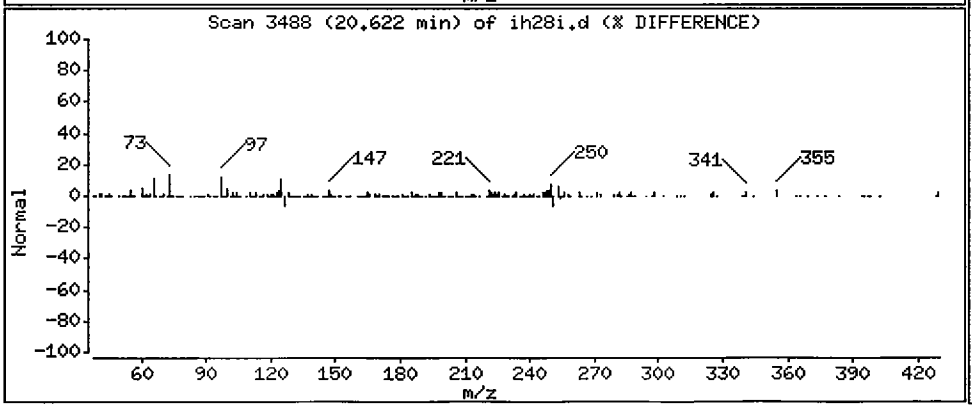

Data File: /chem3/nt4.i/20050802a.b/ih28i.d

Date : 03-AUG-2005 04:36

Client ID: AN-RI-SEDC-06A

Instrument: nt4.i

Sample Info: IH28I

Volume Injected (uL): 1.0

Operator: VS

Column phase: RTX-5

Column diameter: 0.32

76 Benzo(a)pyrene

Concentration: 97.71 ug/kg

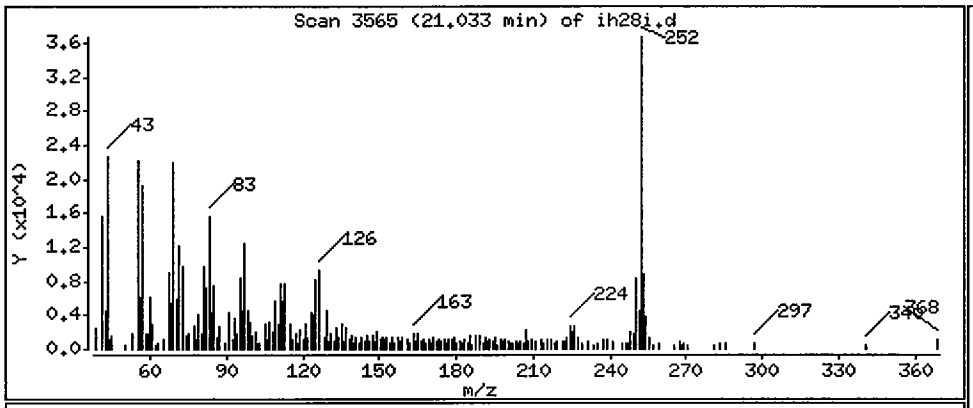

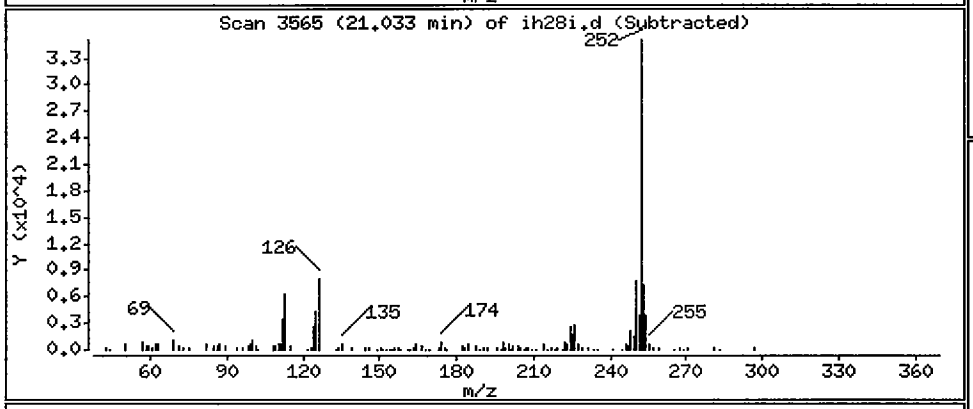

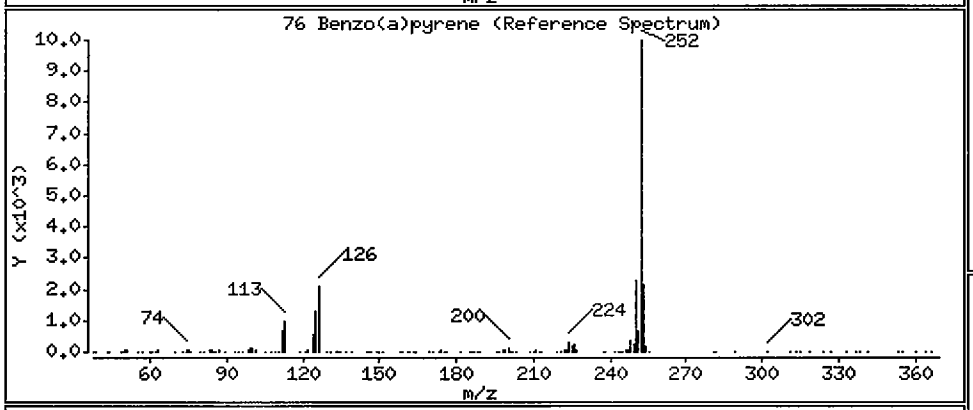

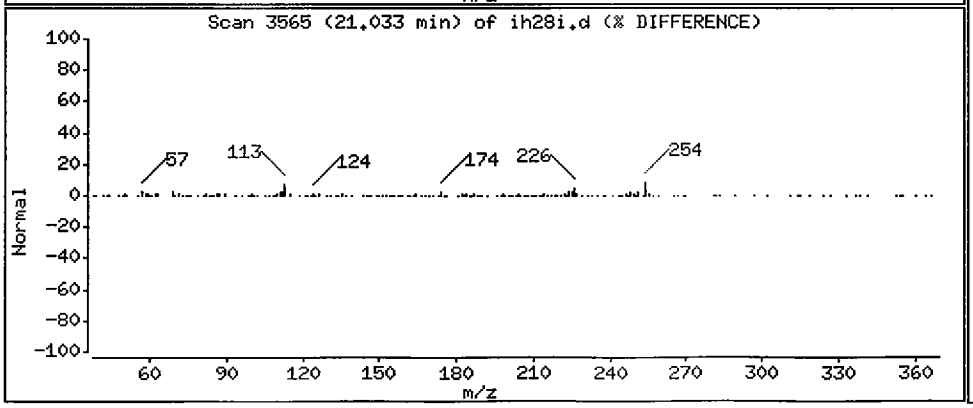

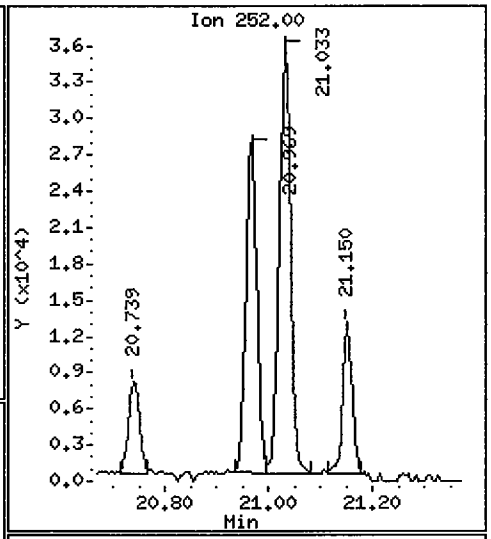

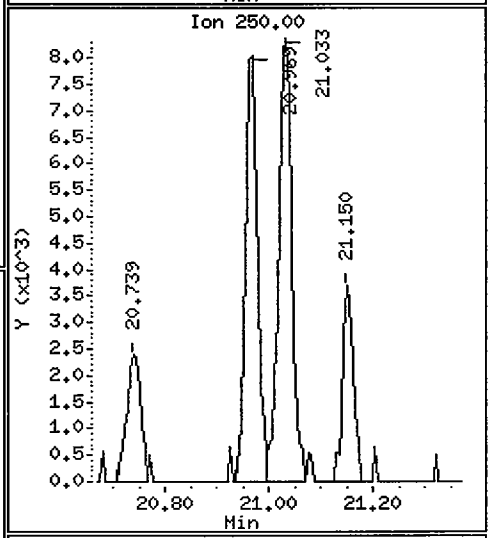

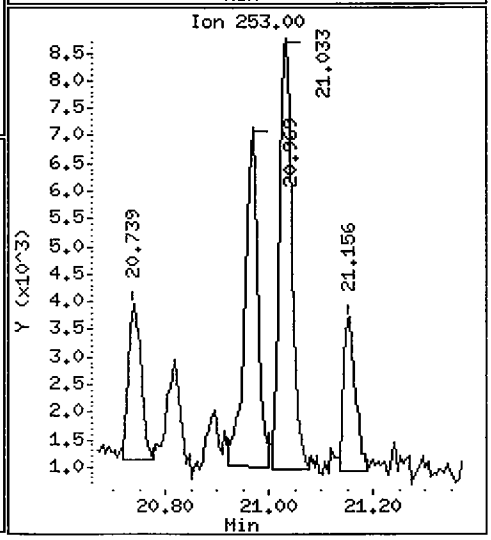

Data File: /chem3/nt4.i/20050802a.b/ih28i.d

Date : 03-AUG-2005 04:36

Client ID: AN-RI-SEDC-06A

Instrument: nt4.i

Sample Info: IH28I

Volume Injected (uL): 1.0

Operator: VS

Column phase: RTX-5

Column diameter: 0.32

78 Indeno(1,2,3-cd)pyrene

Concentration: 42.73 ug/kg

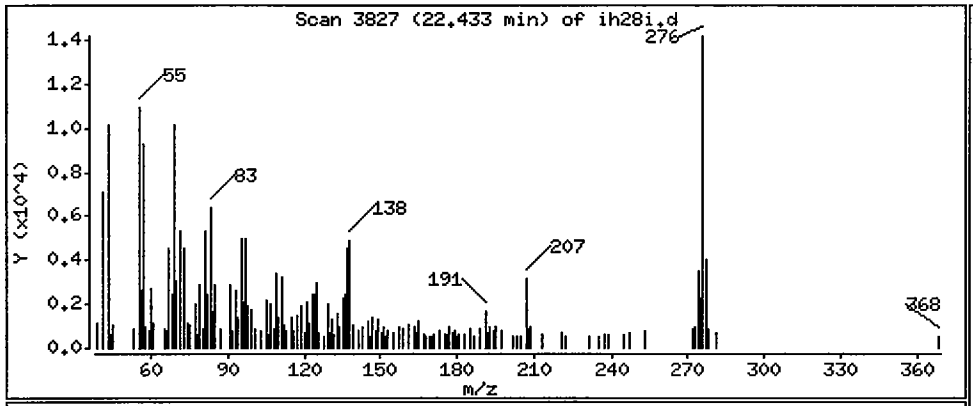

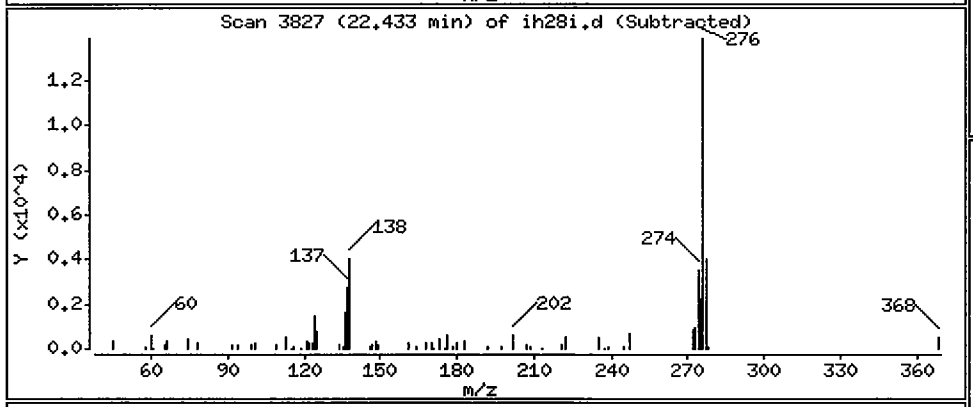

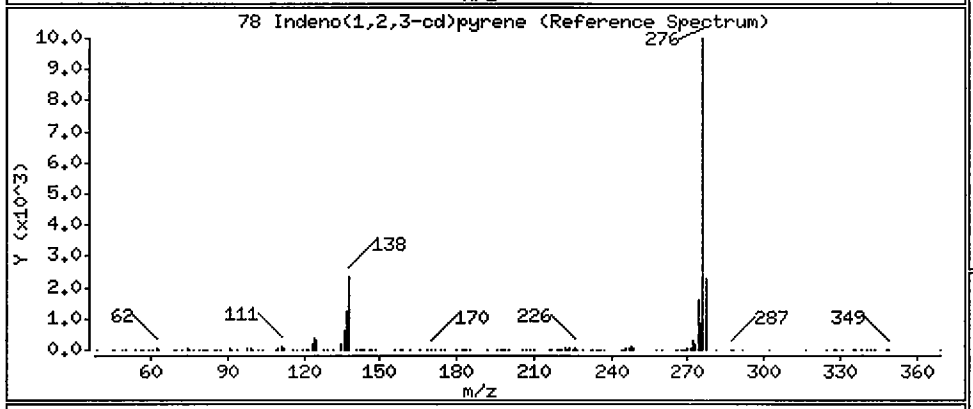

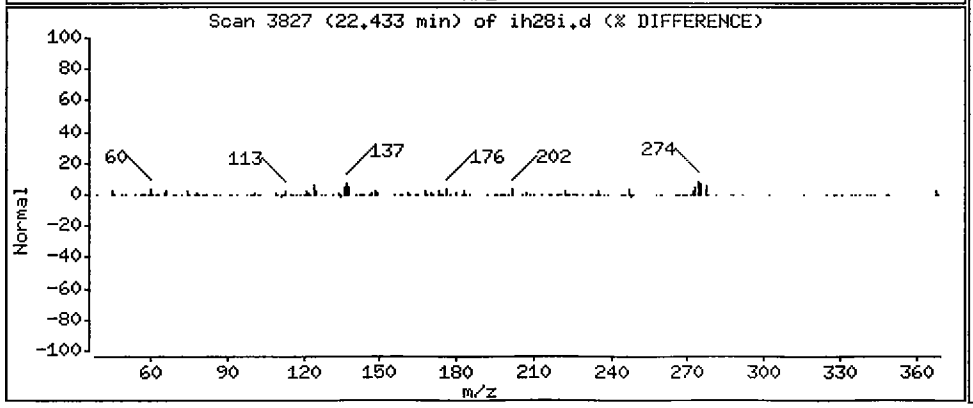

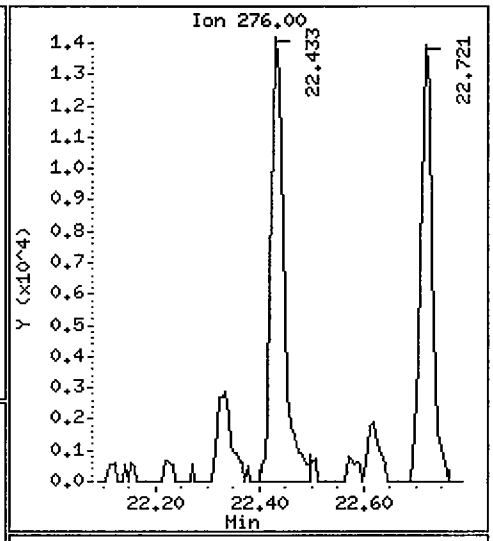

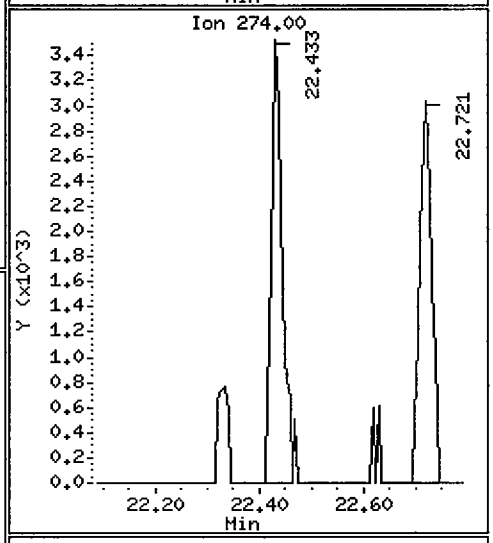

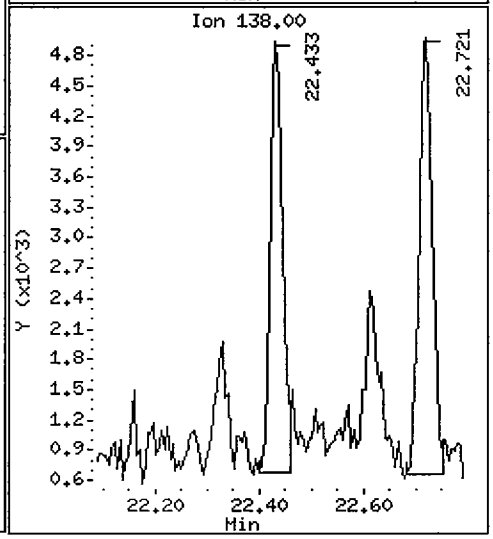

Data File: /chem3/nt4.i/20050802a.b/ih28i.d

Date : 03-AUG-2005 04:36

Client ID: AN-RI-SEDC-06A

Instrument: nt4.i

Sample Info: IH28I

Volume Injected (uL): 1.0

Operator: VS

Column phase: RTX-5

Column diameter: 0.32

80 Benzo(g,h,i)perylene

Concentration: 36.45 ug/kg

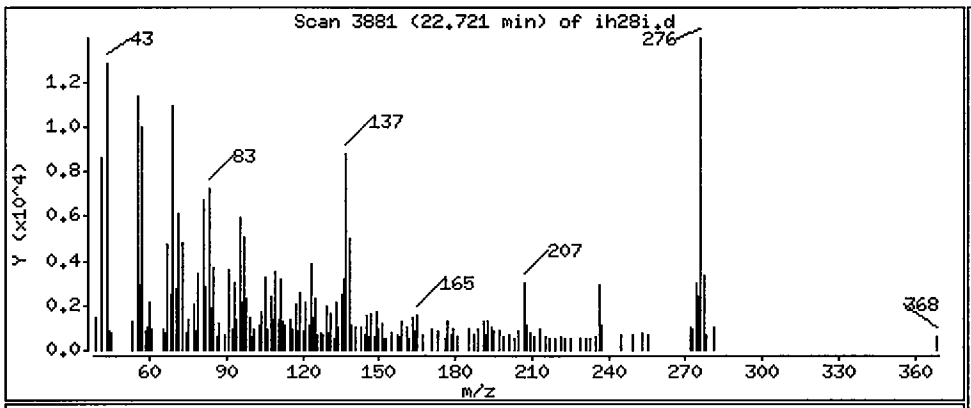

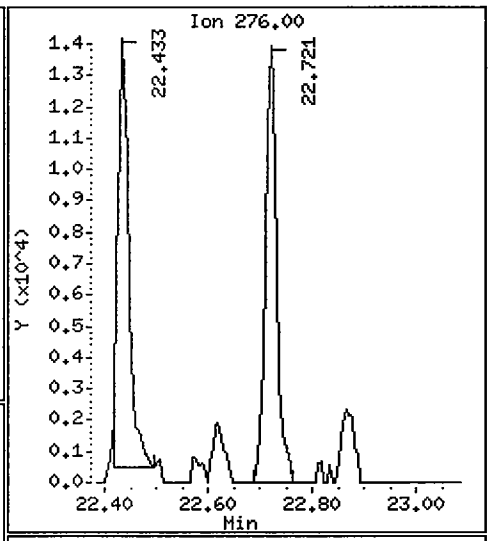

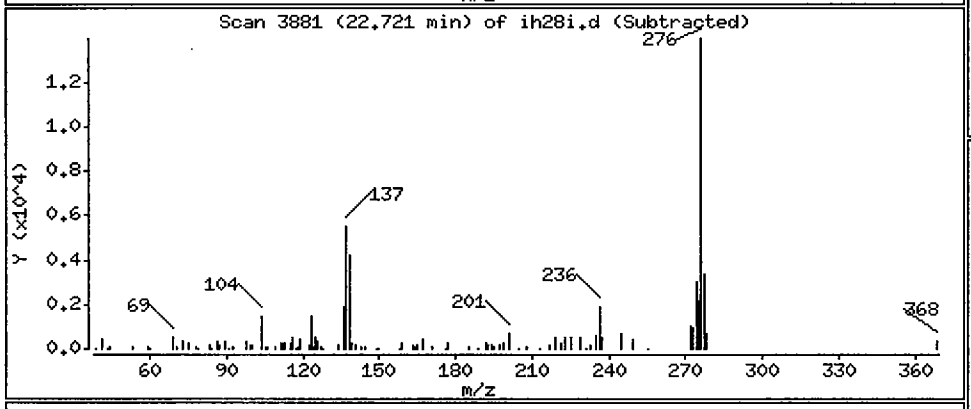

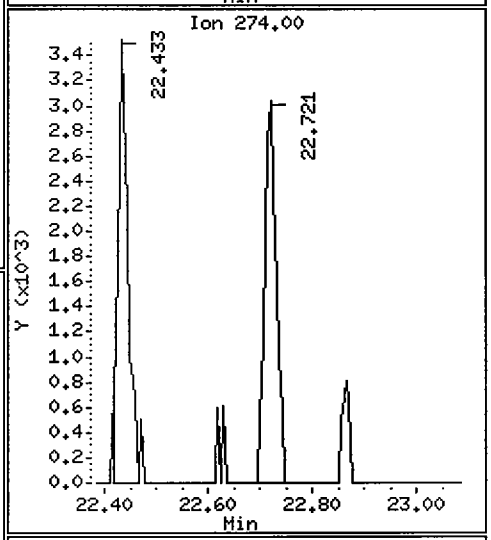

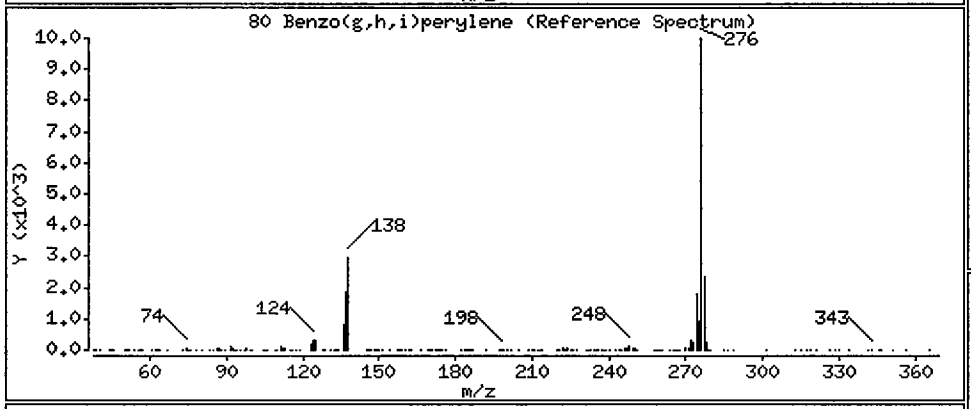

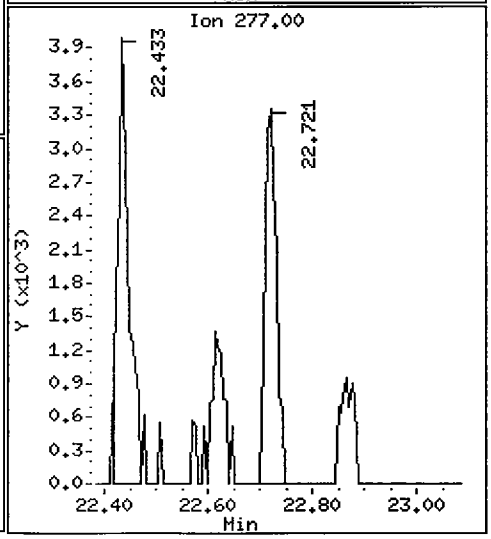

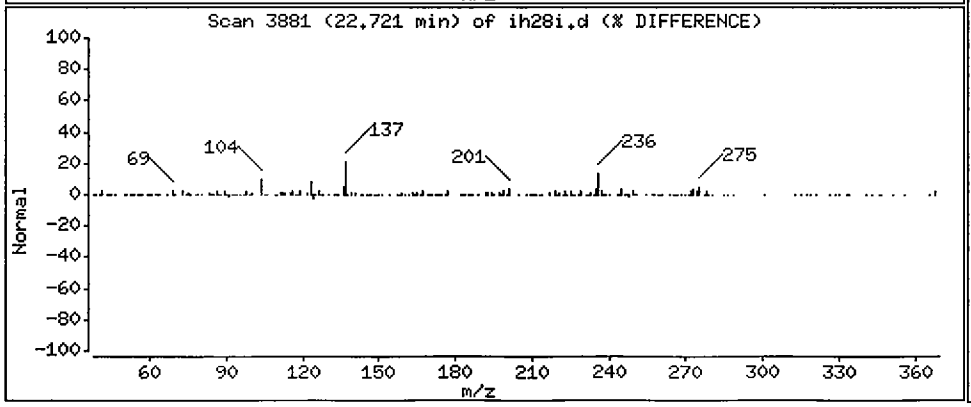

ANALYTICAL RESOURCES INCORPORATED

ORGANICS ANALYSIS DATA SHEET
PSDDA Semivolatiles by SW8270D GC/MS
Page 1 of 1

Sample ID: AN-RI-SEDC-06B
SAMPLE

Lab Sample ID: IH28J
LIMS ID: 05-11890
Matrix: Sediment
Data Release Authorized:
Reported: 08/04/05

QC Report No: IH28-Anchor Environmental
Project: KC Former Scott Mill
00010501/T2
Date Sampled: 07/14/05
Date Received: 07/18/05

Date Extracted: 07/25/05
Date Analyzed: 08/03/05 05:08
Instrument/Analyst: NT4/LJR
GPC Cleanup: No

Sample Amount: 25.7 g-dry-wt
Final Extract Volume: 0.5 mL
Dilution Factor: 1.00
Percent Moisture: 34.8%
pH: 7.6

CAS Number	Analyte	RL	Result
108-95-2	Phenol	19	< 19 U
100-51-6	Benzyl Alcohol	19	< 19 U
95-48-7	2-Methylphenol	19	< 19 U
106-44-5	**4-Methylphenol**	**19**	**23**
67-72-1	Hexachloroethane	19	< 19 U
105-67-9	2,4-Dimethylphenol	19	< 19 U
65-85-0	Benzoic Acid	190	< 190 U
120-82-1	1,2,4-Trichlorobenzene	19	< 19 U
91-20-3	**Naphthalene**	**19**	**24**
87-68-3	Hexachlorobutadiene	19	< 19 U
91-57-6	2-Methylnaphthalene	19	< 19 U
131-11-3	Dimethylphthalate	19	< 19 U
208-96-8	Acenaphthylene	19	< 19 U
83-32-9	Acenaphthene	19	< 19 U
132-64-9	Dibenzofuran	19	< 19 U
84-66-2	Diethylphthalate	19	< 19 U
86-73-7	Fluorene	19	< 19 U
86-30-6	N-Nitrosodiphenylamine	19	< 19 U
87-86-5	Pentachlorophenol	97	< 97 U
85-01-8	**Phenanthrene**	**19**	**32**
120-12-7	Anthracene	19	< 19 U
84-74-2	Di-n-Butylphthalate	19	< 19 U
206-44-0	**Fluoranthene**	**19**	**39**
129-00-0	**Pyrene**	**19**	**33**
85-68-7	Butylbenzylphthalate	19	< 19 U
56-55-3	Benzo(a)anthracene	19	< 19 U
117-81-7	bis(2-Ethylhexyl)phthalate	19	< 19 U
218-01-9	**Chrysene**	**19**	**19**
117-84-0	Di-n-Octyl phthalate	19	< 19 U
205-99-2	**Benzo(b)fluoranthene**	**19**	**22**
207-08-9	**Benzo(k)fluoranthene**	**19**	**24**
50-32-8	Benzo(a)pyrene	19	< 19 U
193-39-5	Indeno(1,2,3-cd)pyrene	19	< 19 U
53-70-3	Dibenz(a,h)anthracene	19	< 19 U
191-24-2	Benzo(g,h,i)perylene	19	< 19 U

Reported in µg/kg (ppb)

Semivolatile Surrogate Recovery

d5-Nitrobenzene	57.6%	2-Fluorobiphenyl	59.2%
d14-p-Terphenyl	57.6%	d4-1,2-Dichlorobenzene	48.4%
d5-Phenol	56.5%	2-Fluorophenol	59.7%
2,4,6-Tribromophenol	61.6%	d4-2-Chlorophenol	57.9%

Analytical Resources, Inc.

Semivolatile Report SW846 Method 8270C

Data file : /chem3/nt4.i/20050802a.b/ih28j.d
Lab Smp Id: IH28J Client Smp ID: AN-RI-SEDC-06B
Inj Date : 03-AUG-2005 05:08
Operator : VS Inst ID: nt4.i
Smp Info : IH28J
Misc Info : 05-11890
Comment : 1ul Injection
Method : /chem3/nt4.i/20050802a.b/SW846.m
Meth Date : 03-Aug-2005 16:32 jeff Quant Type: ISTD
Cal Date : 02-AUG-2005 20:22 Cal File: 0100802.d
Als bottle: 23
Dil Factor: 1.00000
Integrator: HP RTE Compound Sublist: PSDDA.sub
Target Version: 3.50

Concentration Formula: Amt * DF * Vt/(Ws * (100 - M)/100) * CpndVariable

Name	Value	Description
DF	1.00000	Dilution Factor
Vt	500.00000	Volume of final extract (uL)
Ws	39.50000	Weight of sample extracted (g)
M	34.80000	% Moisture

Cpnd Variable Local Compound Variable

	Compounds	QUANT SIG MASS	RT	EXP RT	REL RT	RESPONSE	CONCENTRATIONS ON-COLUMN (ug/mL)	CONCENTRATIONS FINAL (ug/kg)
$	1 2-Fluorophenol	112	5.209	5.135	(0.701)	186502	22.4157	435.2
$	2 Phenol-d5	99	7.127	7.112	(0.960)	228099	21.1567	410.7
	3 Phenol	94	Compound Not Detected.					
$	5 2-Chlorophenol-d4	132	7.127	7.117	(0.960)	186550	21.6755	420.8
	4 Bis(2-Chloroethyl)ether	93	Compound Not Detected.					
	6 2-Chlorophenol	128	Compound Not Detected.					
	7 1,3-Dichlorobenzene	146	Compound Not Detected.					
*	8 1,4-Dichlorobenzene-d4	152	7.426	7.427	(1.000)	118889	20.0000	
	9 1,4-Dichlorobenzene	146	Compound Not Detected.					
$	10 1,2-Dichlorobenzene-d4	152	7.747	7.753	(1.043)	66151	12.1491	235.9
	12 1,2-Dichlorobenzene	146	Compound Not Detected.					
	11 Benzyl alcohol	108	Compound Not Detected.					
	14 2,2'-oxybis(1-Chloropropane)	45	Compound Not Detected.					
	13 2-Methylphenol	108	Compound Not Detected.					
	17 Hexachloroethane	117	Compound Not Detected.					

	Compounds	QUANT SIG MASS	RT	EXP RT	REL RT	RESPONSE	CONCENTRATIONS ON-COLUMN (ug/mL)	FINAL (ug/kg)
16	N-Nitroso-di-n-propylamine	70	Compound Not Detected.					
15	4-Methylphenol	108	8.425	8.389	(1.135)	9518	1.18264	22.96(M)
$ 18	Nitrobenzene-d5	82	8.463	8.469	(0.883)	167027	14.3619	278.8
19	Nitrobenzene	77	Compound Not Detected.					
20	Isophorone	82	Compound Not Detected.					
21	2-Nitrophenol	139	Compound Not Detected.					
22	2,4-Dimethylphenol	107	Compound Not Detected.					
23	Bis(2-Chloroethoxy)methane	93	Compound Not Detected.					
24	Benzoic acid	105	Compound Not Detected.					
25	2,4-Dichlorophenol	162	Compound Not Detected.					
26	1,2,4-Trichlorobenzene	180	Compound Not Detected.					
* 27	Naphthalene-d8	136	9.579	9.585	(1.000)	434485	20.0000	
28	Naphthalene	128	9.606	9.617	(1.003)	29246	1.22920	23.86
29	4-Chloroaniline	127	Compound Not Detected.					
30	Hexachlorobutadiene	225	Compound Not Detected.					
31	4-Chloro-3-methylphenol	107	Compound Not Detected.					
32	2-Methylnaphthalene	141	Compound Not Detected.					
33	Hexachlorocyclopentadiene	237	Compound Not Detected.					
34	2,4,6-Trichlorophenol	196	Compound Not Detected.					
35	2,4,5-Trichlorophenol	196	Compound Not Detected.					
$ 36	2-Fluorobiphenyl	172	11.406	11.412	(0.918)	225105	14.7609	286.6
37	2-Chloronaphthalene	162	Compound Not Detected.					
38	2-Nitroaniline	65	Compound Not Detected.					
39	Dimethylphthalate	163	Compound Not Detected.					
40	Acenaphthylene	152	Compound Not Detected.					
41	2,6-Dinitrotoluene	165	Compound Not Detected.					
* 42	Acenaphthene-d10	164	12.426	12.427	(1.000)	233700	20.0000	
43	3-Nitroaniline	138	Compound Not Detected.					
44	Acenaphthene	153	Compound Not Detected.					
45	2,4-Dinitrophenol	184	Compound Not Detected.					
46	Dibenzofuran	168	Compound Not Detected.					
47	4-Nitrophenol	109	Compound Not Detected.					
48	2,4-Dinitrotoluene	165	Compound Not Detected.					
50	Diethylphthalate	149	Compound Not Detected.					
49	Fluorene	166	Compound Not Detected.					
51	4-Chlorophenyl-phenylether	204	Compound Not Detected.					
52	4-Nitroaniline	138	Compound Not Detected.					
53	4,6-Dinitro-2-methylphenol	198	Compound Not Detected.					
54	N-Nitrosodiphenylamine	169	Compound Not Detected.					
$ 55	2,4,6-Tribromophenol	330	13.709	13.709	(1.103)	34621	23.1234	448.9
56	4-Bromophenyl-phenylether	248	Compound Not Detected.					
57	Hexachlorobenzene	284	Compound Not Detected.					
58	Pentachlorophenol	266	Compound Not Detected.					
* 59	Phenanthrene-d10	188	14.745	14.746	(1.000)	355003	20.0000	
60	Phenanthrene	178	14.777	14.783	(1.002)	35098	1.62583	31.56
61	Anthracene	178	Compound Not Detected.					
62	Carbazole	167	Compound Not Detected.					

	Compounds	QUANT SIG MASS	RT	EXP RT	REL RT	RESPONSE	CONCENTRATIONS ON-COLUMN (ug/mL)	FINAL (ug/kg)
63	Di-n-butylphthalate	149	Compound Not Detected.					
64	Fluoranthene	202	16.684	16.674	(1.131)	40704	1.99594	38.75
65	Pyrene	202	17.015	17.016	(0.896)	45425	1.68483	32.71
$ 66	Terphenyl-d14	244	17.389	17.385	(0.916)	230926	14.3575	278.7
67	Butylbenzylphthalate	149	Compound Not Detected.					
68	Benzo(a)anthracene	228	Compound Not Detected.					
* 69	Chrysene-d12	240	18.987	18.982	(1.000)	345052	20.0000	
70	3,3'-Dichlorobenzidine	252	Compound Not Detected.					
71	Chrysene	228	19.019	19.025	(1.002)	23361	1.00087	19.43
72	bis(2-Ethylhexyl)phthalate	149	Compound Not Detected.					
* 134	Di-n-octylphthalate-d4	153	20.226	20.227	(1.000)	606247	20.0000	
73	Di-n-octylphthalate	149	Compound Not Detected.					
74	Benzo(b)fluoranthene	252	20.579	20.585	(0.974)	19625	1.10776	21.51
75	Benzo(k)fluoranthene	252	20.611	20.622	(0.976)	20778	1.22510	23.78(M)
76	Benzo(a)pyrene	252	Compound Not Detected.					
* 77	Perylene-d12	264	21.118	21.103	(1.000)	256606	20.0000	
78	Indeno(1,2,3-cd)pyrene	276	Compound Not Detected.					
79	Dibenzo(a,h)anthracene	278	Compound Not Detected.					
80	Benzo(g,h,i)perylene	276	Compound Not Detected.					

QC Flag Legend

M - Compound response manually integrated.

Analytical Resources, Inc.

INTERNAL STANDARD COMPOUNDS
AREA AND RT SUMMARY

Instrument ID: nt4.i
Lab File ID: ih28j.d
Lab Smp Id: IH28J
Analysis Type: SV
Quant Type: ISTD
Operator: VS
Method File: /chem3/nt4.i/20050802a.b/SW846.m
Misc Info: 05-11890

Calibration Date: 02-AUG-2005
Calibration Time: 21:28
Client Smp ID: AN-RI-SEDC-06B
Level: LOW
Sample Type: Sediment

		AREA LIMIT			
COMPOUND	STANDARD	LOWER	UPPER	SAMPLE	%DIFF
8 1,4-Dichlorobenze	121607	60804	243214	118889	-2.24
27 Naphthalene-d8	430121	215060	860242	434485	1.01
42 Acenaphthene-d10	229587	114794	459174	233700	1.79
59 Phenanthrene-d10	343054	171527	686108	355003	3.48
69 Chrysene-d12	260573	130286	521146	345052	32.42
134 Di-n-octylphthala	469301	234650	938602	606247	29.18
77 Perylene-d12	283780	141890	567560	256606	-9.58

		RT LIMIT			
COMPOUND	STANDARD	LOWER	UPPER	SAMPLE	%DIFF
8 1,4-Dichlorobenze	7.43	6.93	7.93	7.43	-0.01
27 Naphthalene-d8	9.59	9.09	10.09	9.58	-0.06
42 Acenaphthene-d10	12.43	11.93	12.93	12.43	-0.01
59 Phenanthrene-d10	14.75	14.25	15.25	14.74	-0.01
69 Chrysene-d12	18.98	18.48	19.48	18.99	0.02
134 Di-n-octylphthala	20.23	19.73	20.73	20.23	0.00
77 Perylene-d12	21.10	20.60	21.60	21.12	0.07

AREA UPPER LIMIT = +100% of internal standard area.
AREA LOWER LIMIT = - 50% of internal standard area.
RT UPPER LIMIT = + 0.50 minutes of internal standard RT.
RT LOWER LIMIT = - 0.50 minutes of internal standard RT.

Analytical Resources, Inc.

RECOVERY REPORT

Client Name: ANCHOR
Sample Matrix: SOLID
Lab Smp Id: IH28J
Level: LOW
Data Type: MS DATA
SpikeList File: tclp.spk
Sublist File: PSDDA.sub
Method File: /chem3/nt4.i/20050802a.b/SW846.m
Misc Info: 05-11890

Client SDG: IH28
Fraction: SV
Client Smp ID: AN-RI-SEDC-06B
Operator: VS
SampleType: SAMPLE
Quant Type: ISTD

SURROGATE COMPOUND	CONC ADDED ug/kg	CONC RECOVERED ug/kg	% RECOVERED	LIMITS
$ 1 2-Fluorophenol	728.0	435.2	59.78	24-112
$ 2 Phenol-d5	728.0	410.7	56.42	29-109
$ 5 2-Chlorophenol-d4	728.0	420.8	57.80	34-101
$ 10 1,2-Dichlorobenzen	485.4	235.9	48.60	30-84
$ 18 Nitrobenzene-d5	485.4	278.8	57.45	28-103
$ 36 2-Fluorobiphenyl	485.4	286.6	59.04	33-104
$ 55 2,4,6-Tribromophen	728.0	448.9	61.66	27-134
$ 66 Terphenyl-d14	485.4	278.7	57.43	31-120

Data File: /chem3/nt4.i/20050802a.b/ih28j.d

Date : 03-AUG-2005 05:08

Client ID: AN-RI-SEDC-06B

Instrument: nt4.i

Sample Info: IH28J

Volume Injected (uL): 1.0

Operator: VS

Column phase: RTX-5

Column diameter: 0.32

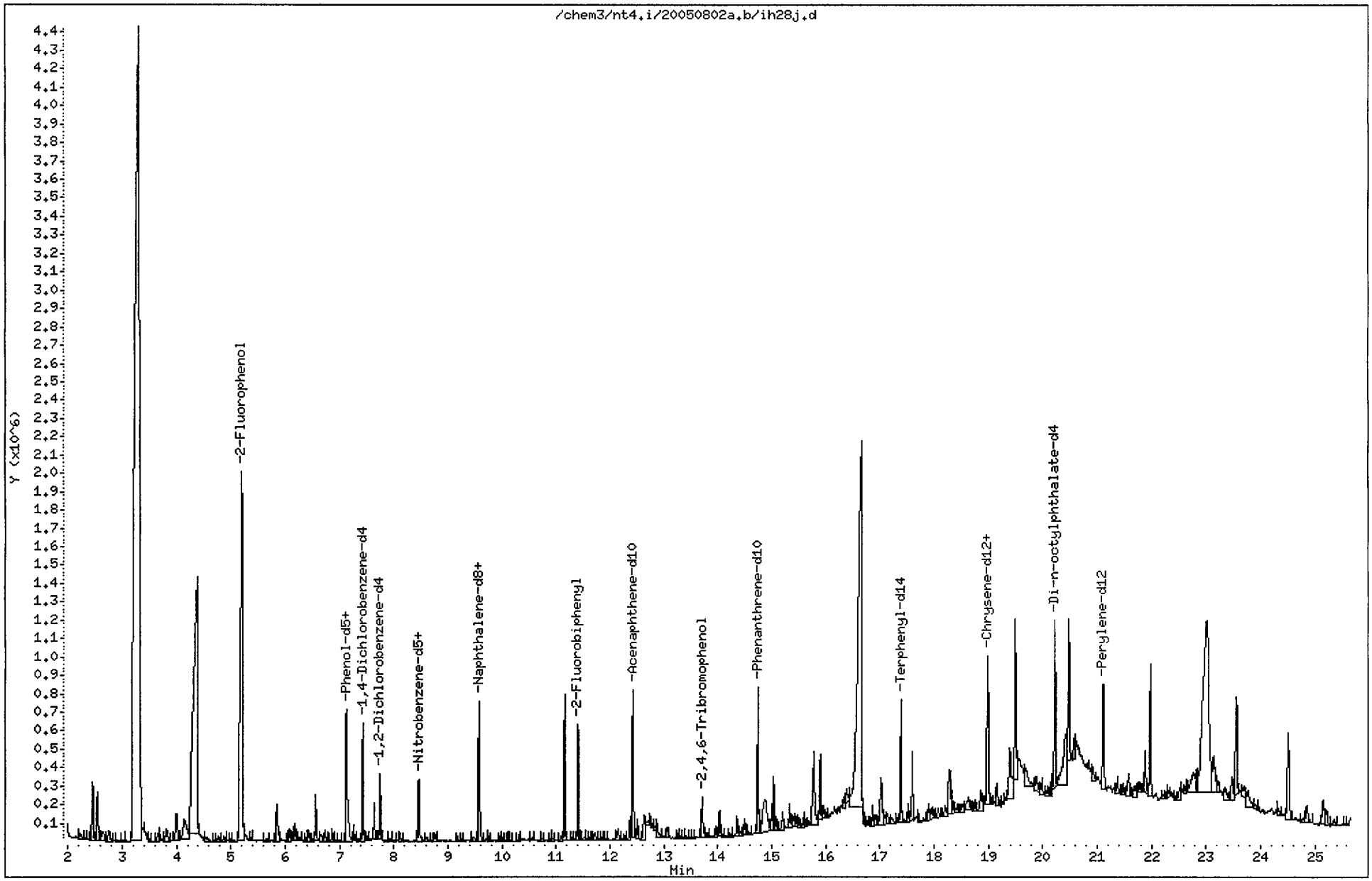

Data File: /chem3/nt4.i/20050802a.b/ih28j.d

Date : 03-AUG-2005 05:08

Client ID: AN-RI-SEDC-06B

Instrument: nt4.i

Sample Info: IH28J

Volume Injected (uL): 1.0

Operator: VS

Column phase: RTX-5

Column diameter: 0.32

15 4-Methylphenol

Concentration: 22.96 ug/kg

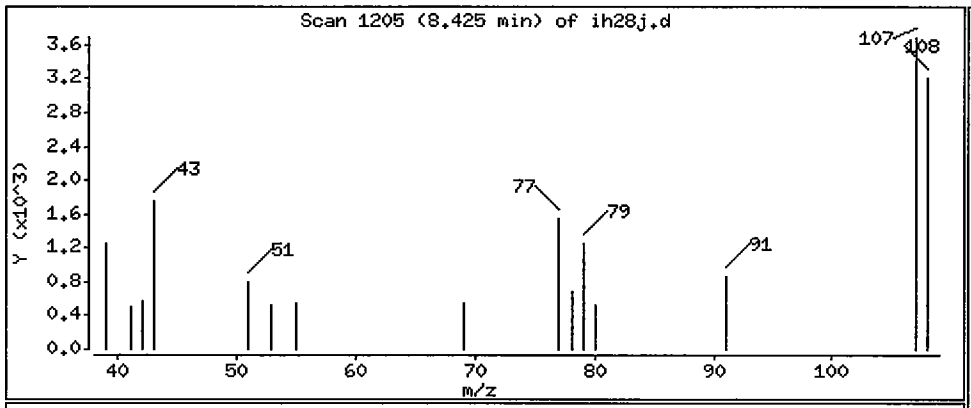

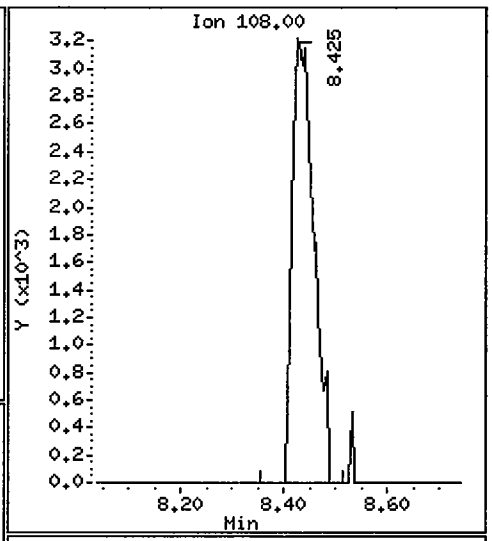

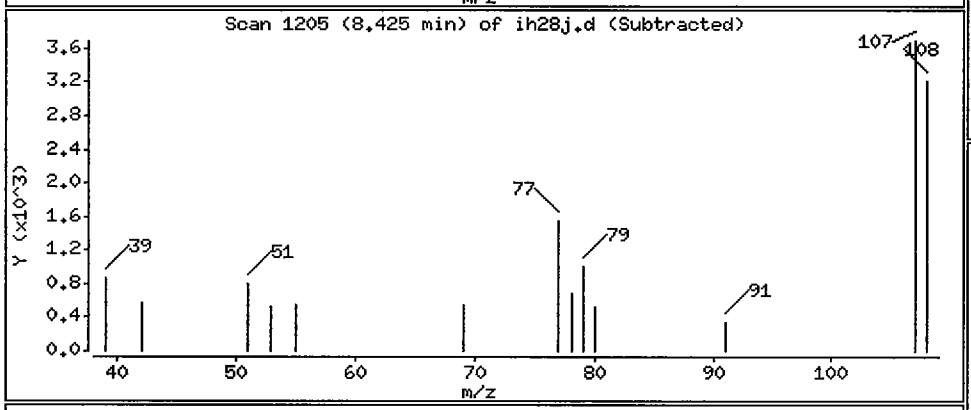

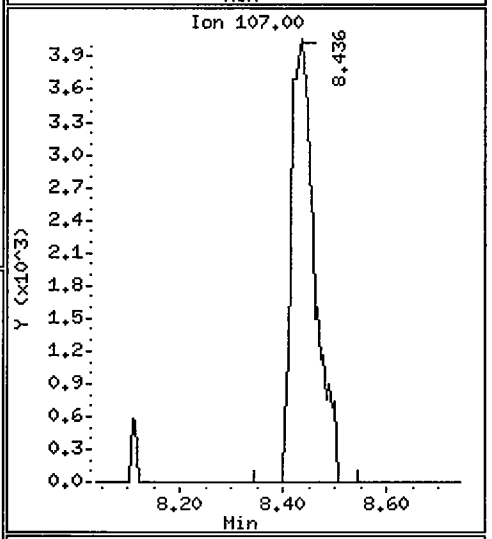

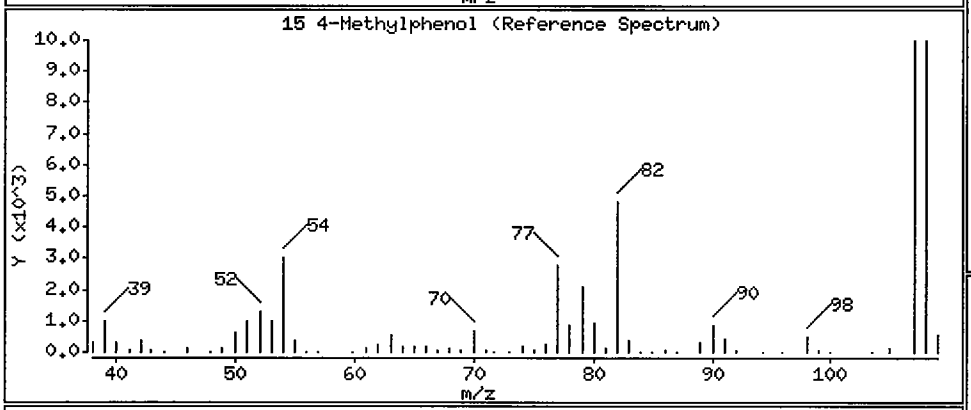

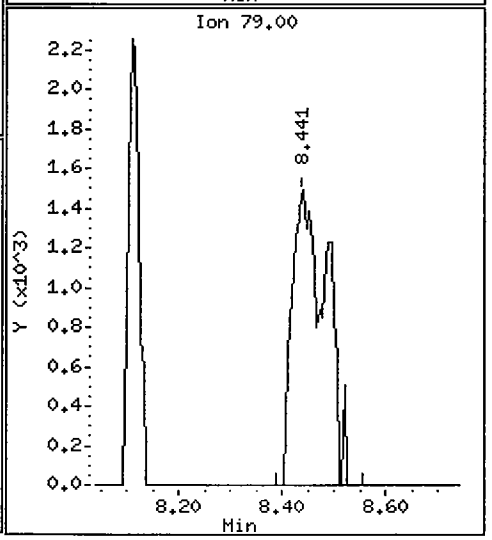

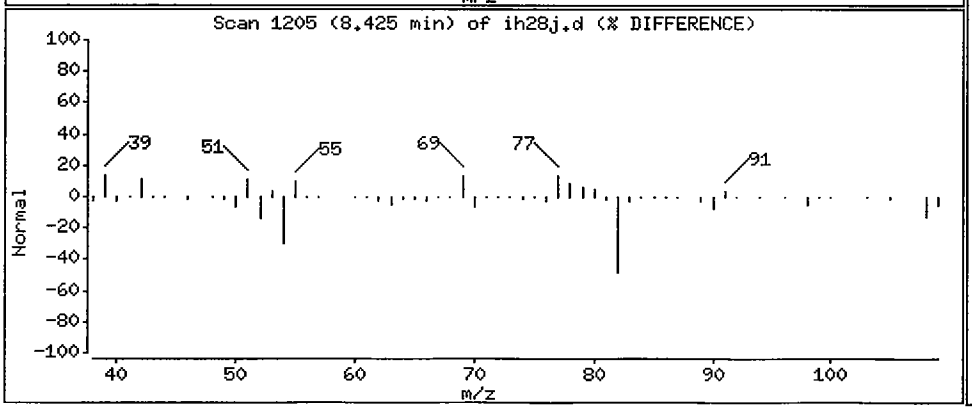

Data File: /chem3/nt4.i/20050802a.b/ih28j.d

Date : 03-AUG-2005 05:08

Client ID: AN-RI-SEDC-06B

Instrument: nt4.i

Sample Info: IH28J

Volume Injected (uL): 1.0

Operator: VS

Column phase: RTX-5

Column diameter: 0.32

28 Naphthalene

Concentration: 23.86 ug/kg

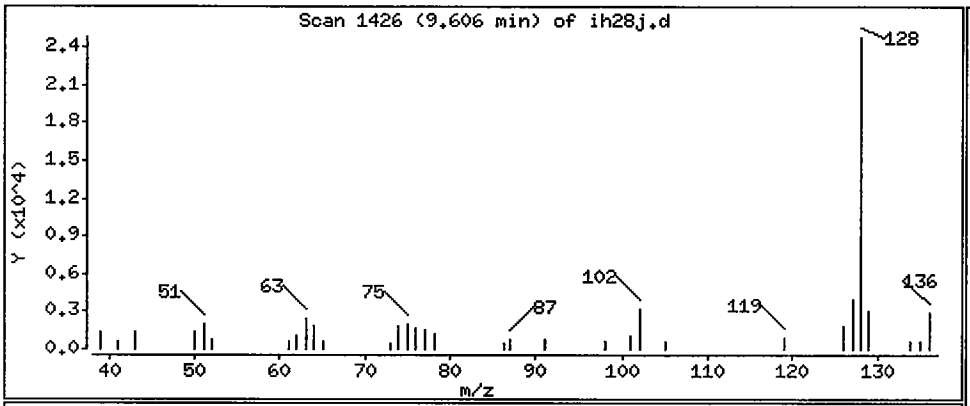

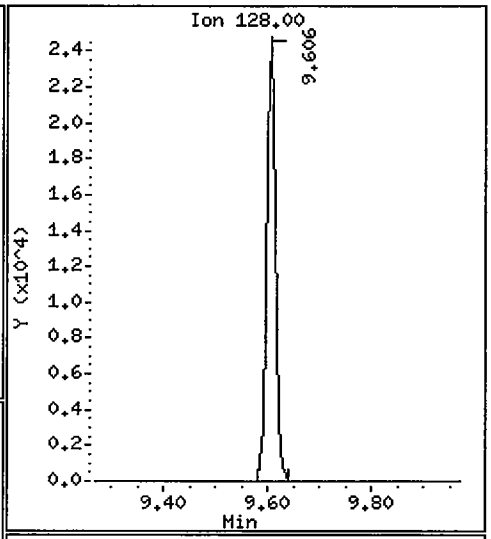

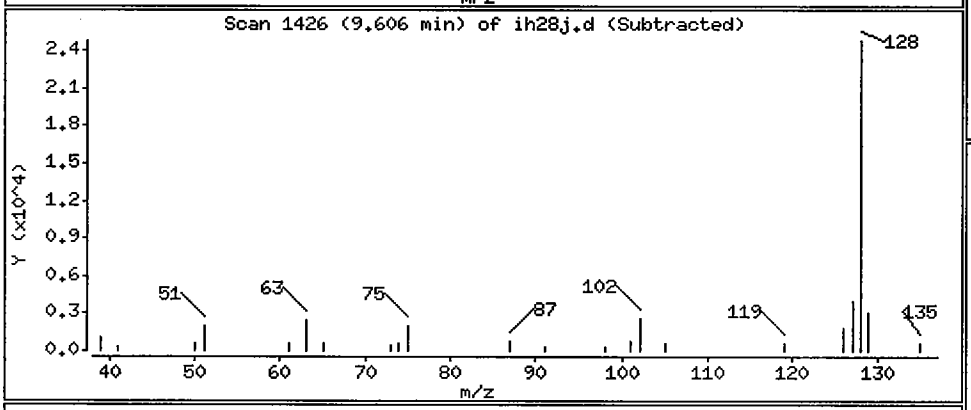

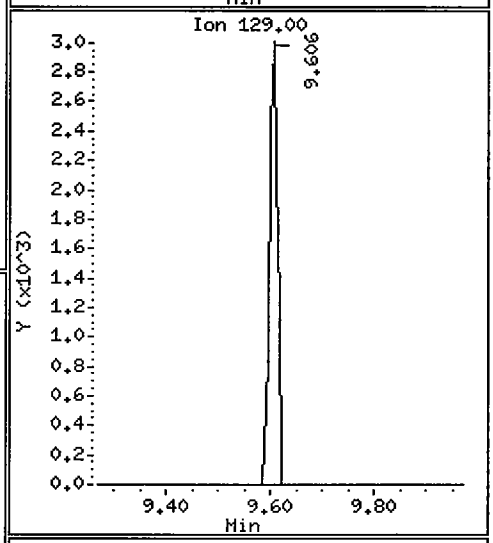

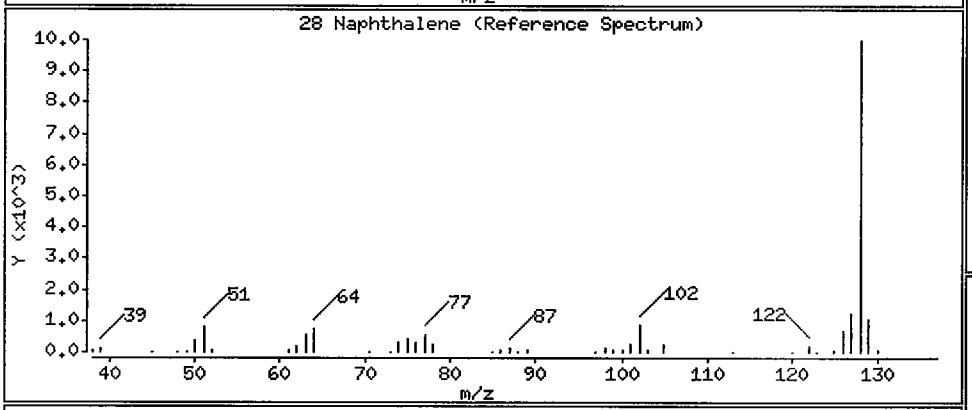

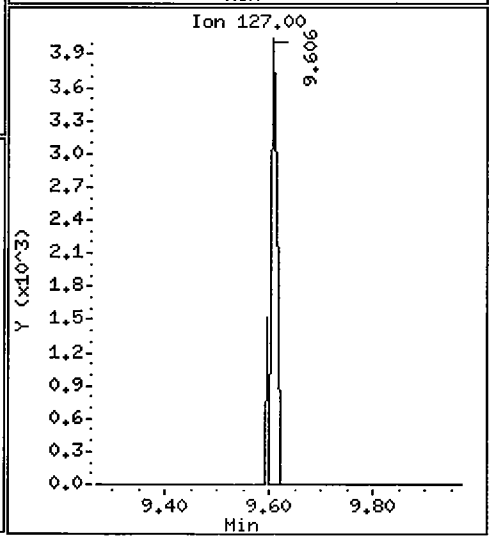

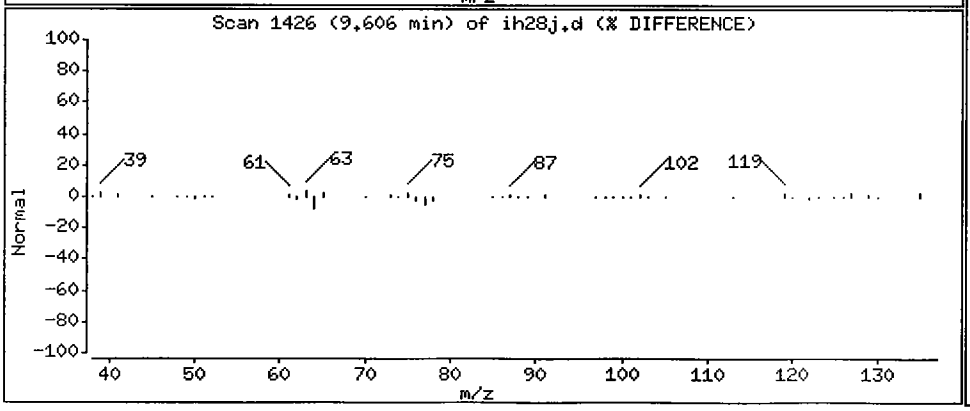

Data File: /chem3/nt4.i/20050802a.b/ih28j.d

Date : 03-AUG-2005 05:08

Client ID: AN-RI-SEDC-06B

Instrument: nt4.i

Sample Info: IH28J

Volume Injected (uL): 1.0

Operator: VS

Column phase: RTX-5

Column diameter: 0.32

60 Phenanthrene

Concentration: 31.56 ug/kg

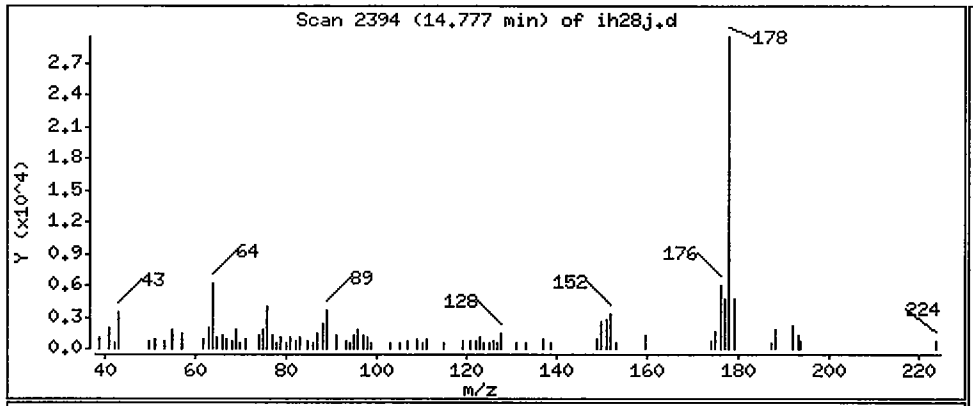

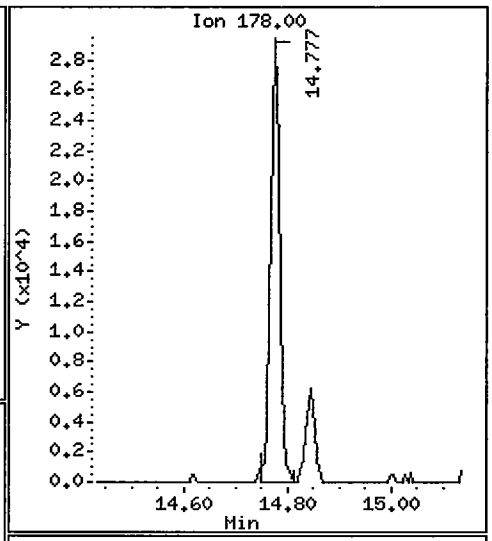

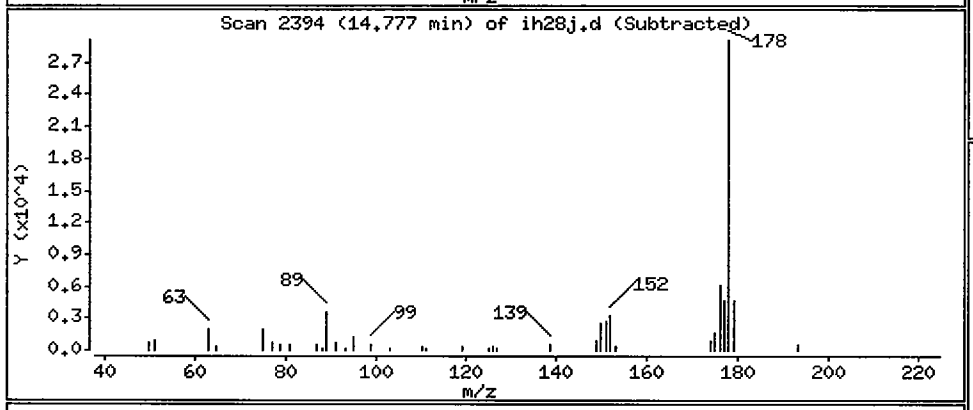

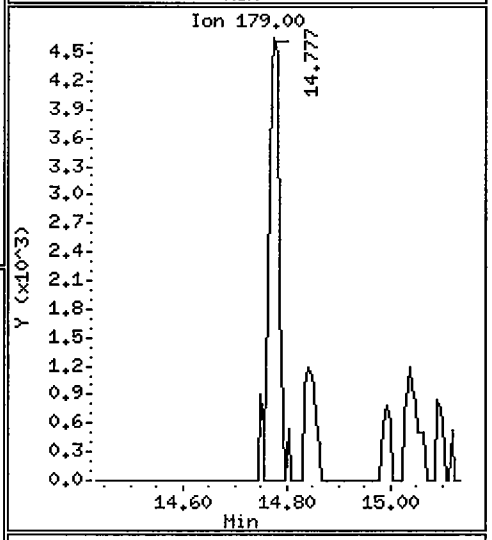

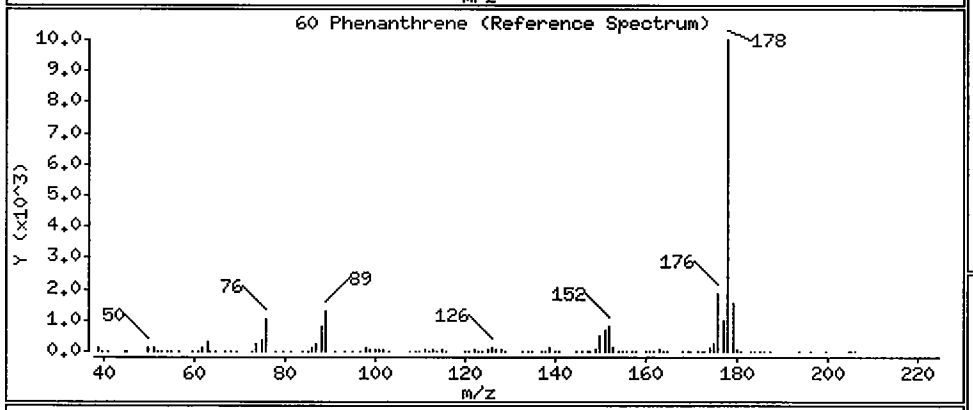

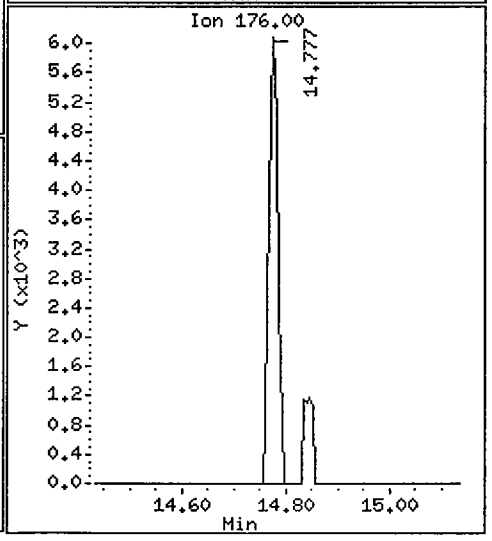

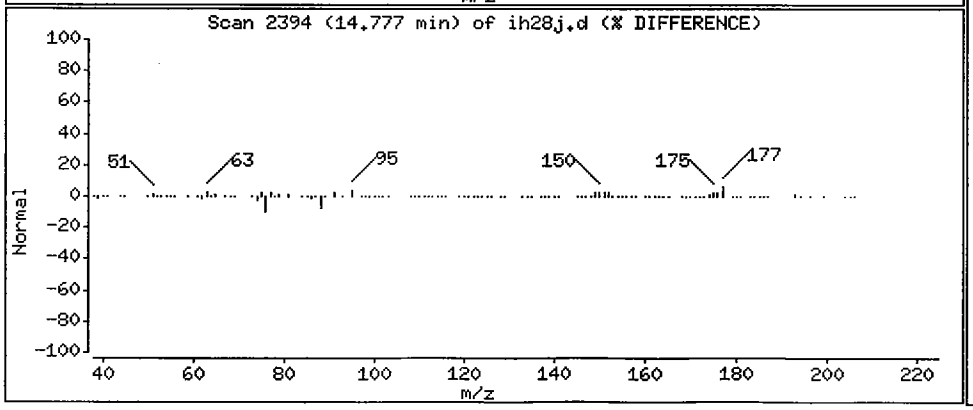

Data File: /chem3/nt4.i/20050802a.b/ih28j.d

Date : 03-AUG-2005 05:08

Client ID: AN-RI-SEDC-06B

Instrument: nt4.i

Sample Info: IH28J

Volume Injected (uL): 1.0

Operator: VS

Column phase: RTX-5

Column diameter: 0.32

64 Fluoranthene

Concentration: 38.75 ug/kg

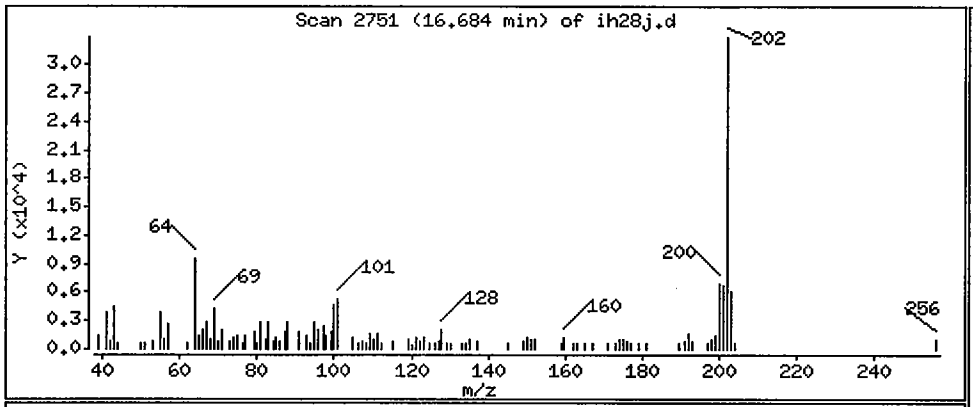

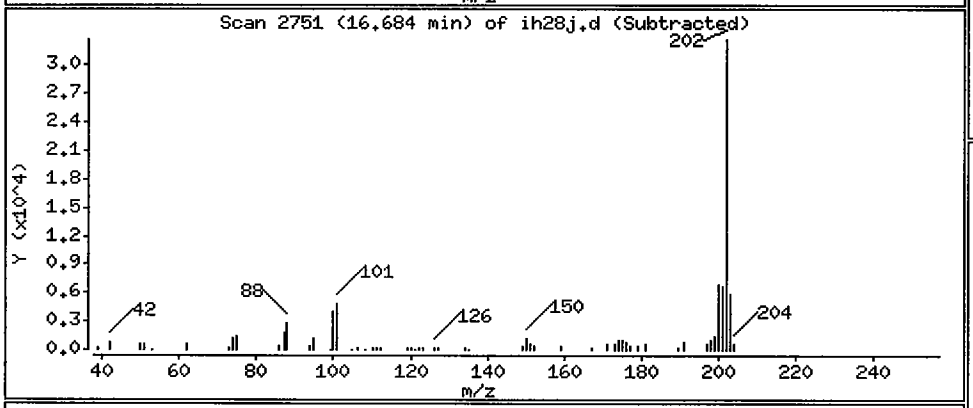

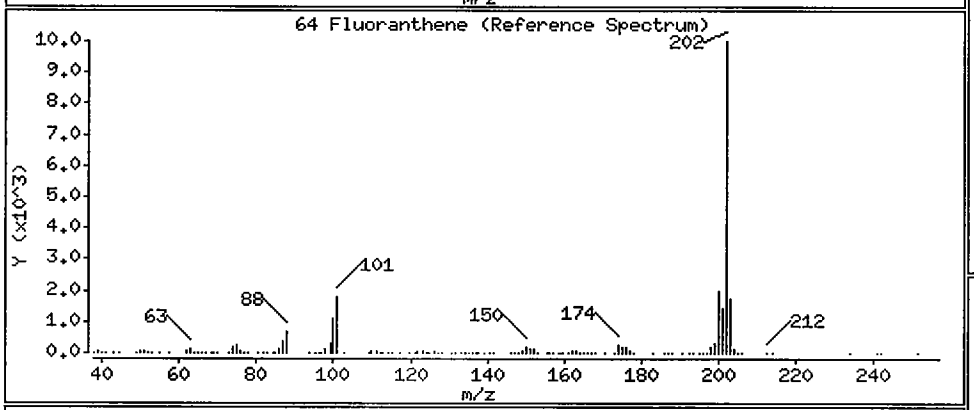

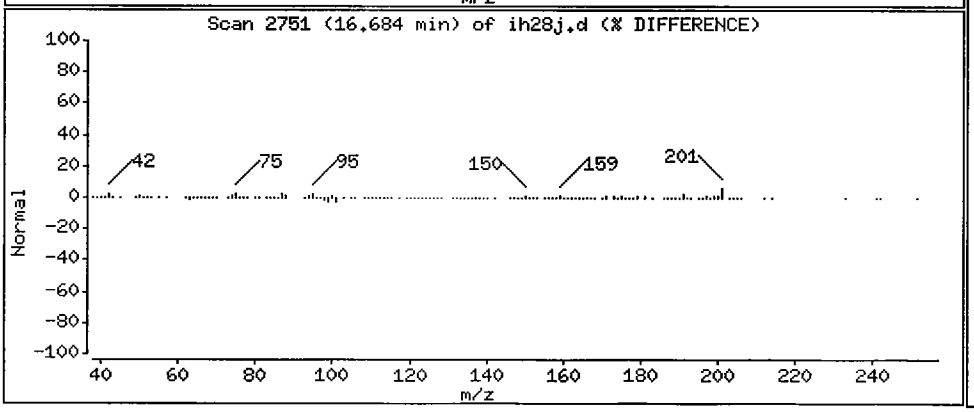

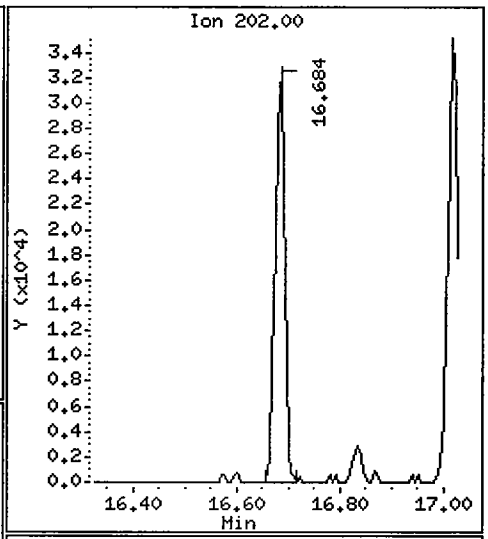

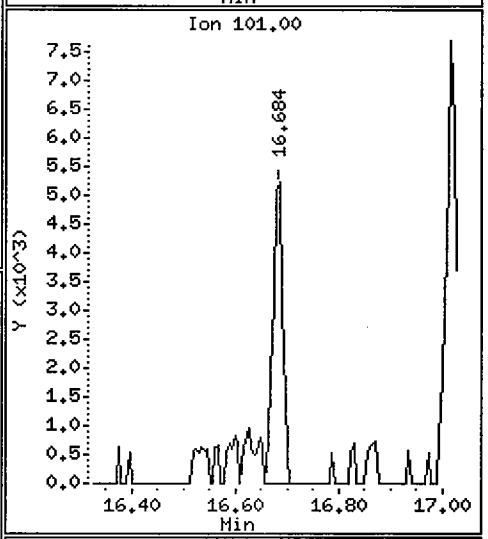

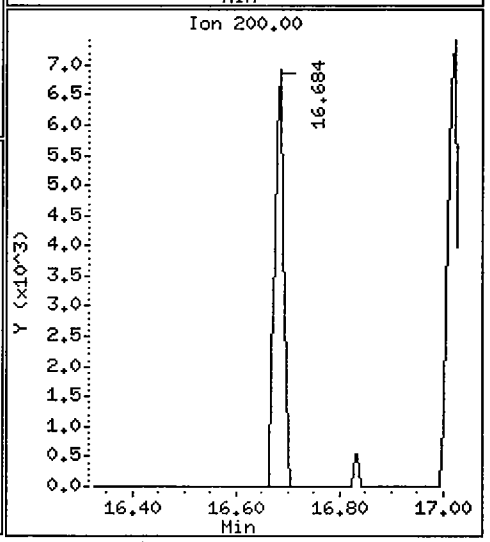

Data File: /chem3/nt4.i/20050802a.b/ih28j.d

Date : 03-AUG-2005 05:08

Client ID: AN-RI-SEDC-06B

Instrument: nt4.i

Sample Info: IH28J

Volume Injected (uL): 1.0

Operator: VS

Column phase: RTX-5

Column diameter: 0.32

65 Pyrene

Concentration: 32.71 ug/kg

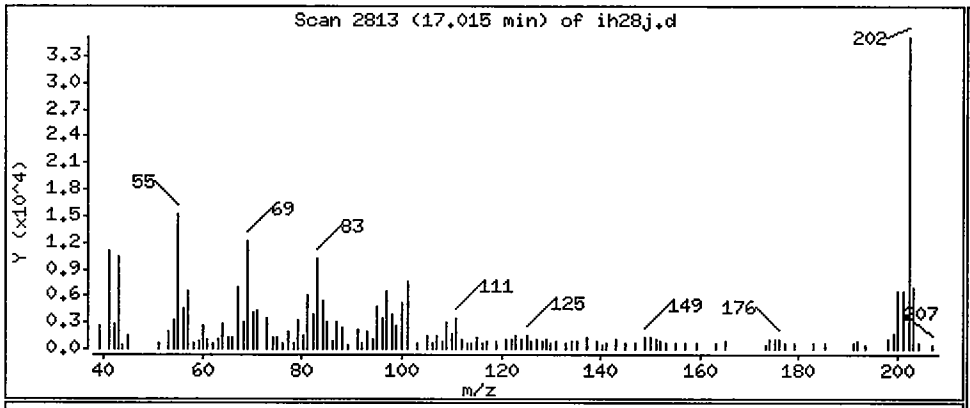

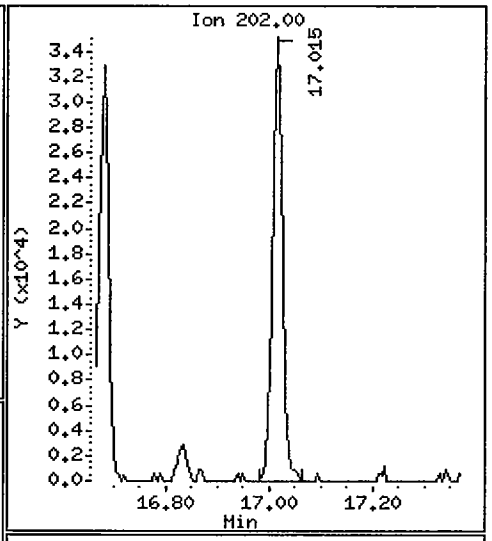

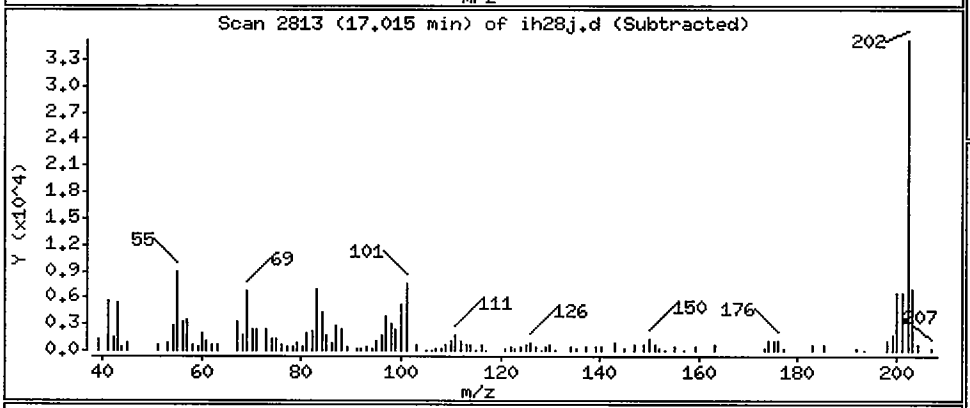

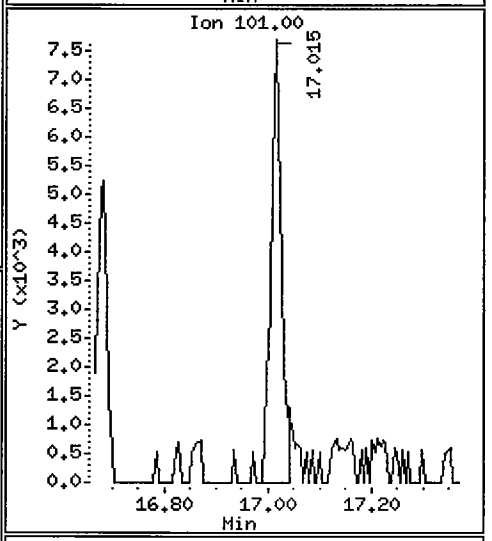

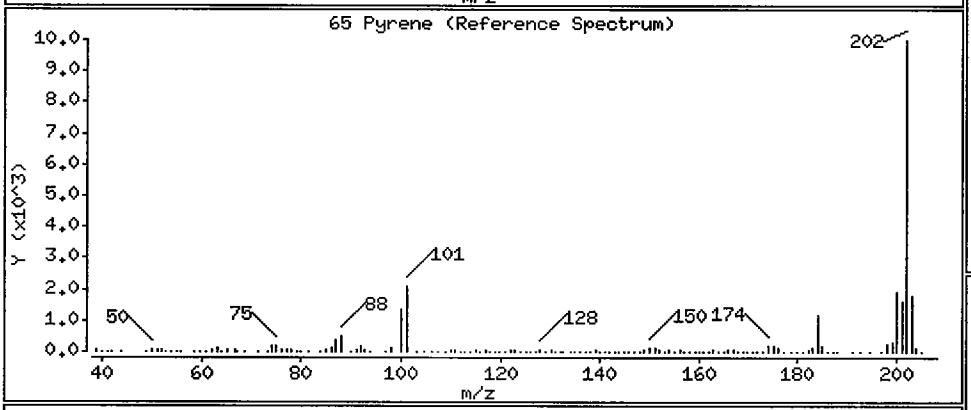

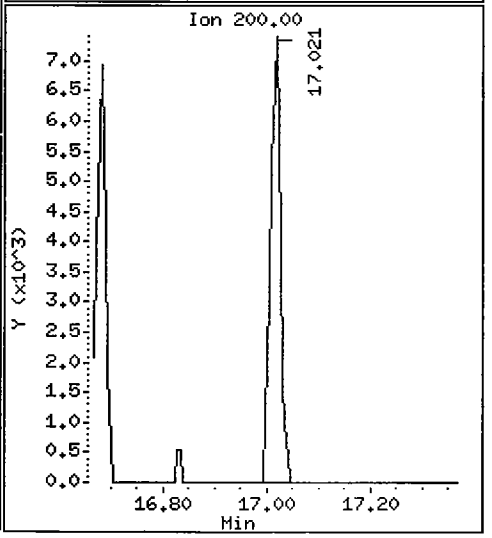

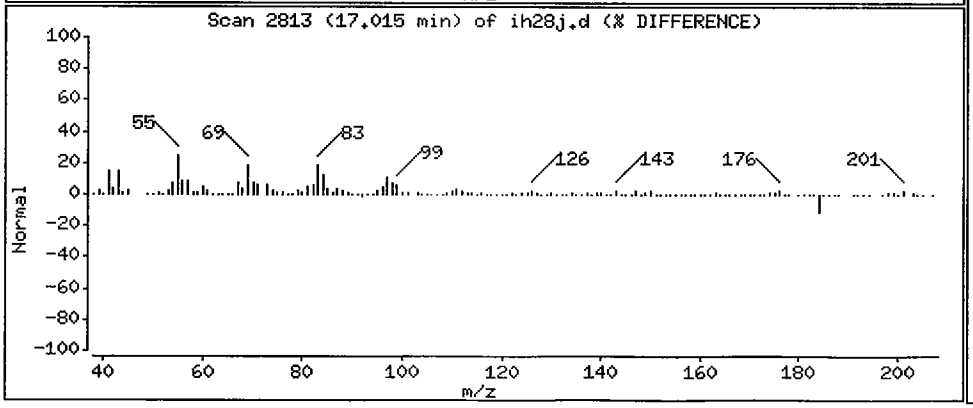

Data File: /chem3/nt4.i/20050802a.b/ih28j.d

Date : 03-AUG-2005 05:08

Client ID: AN-RI-SEDC-06B

Instrument: nt4.i

Sample Info: IH28J

Volume Injected (uL): 1.0

Operator: VS

Column phase: RTX-5

Column diameter: 0.32

71 Chrysene

Concentration: 19.43 ug/kg

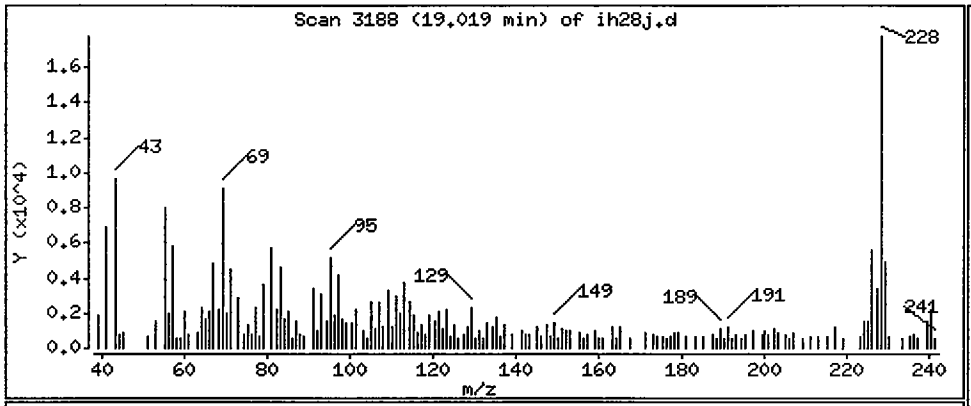

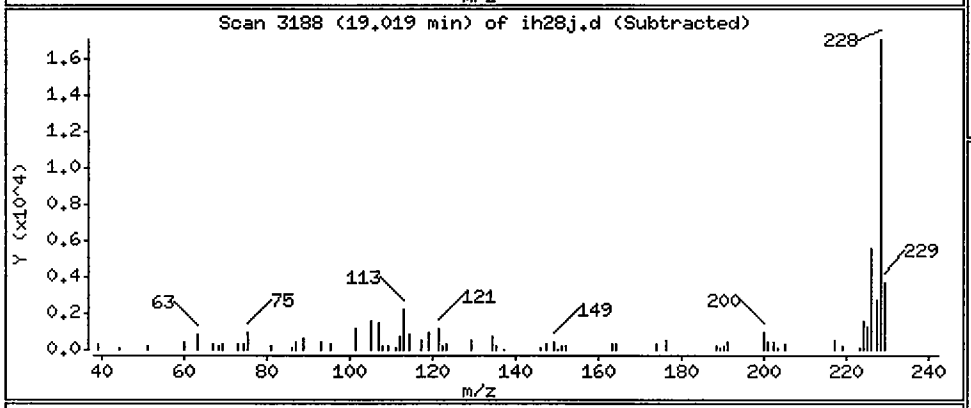

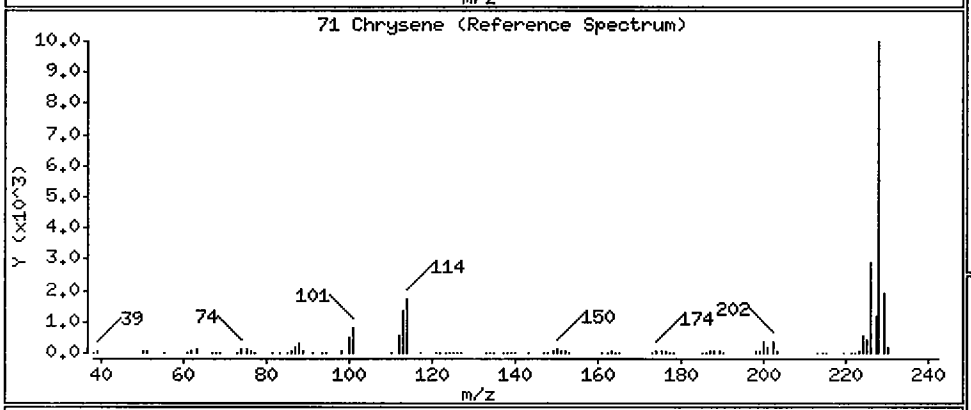

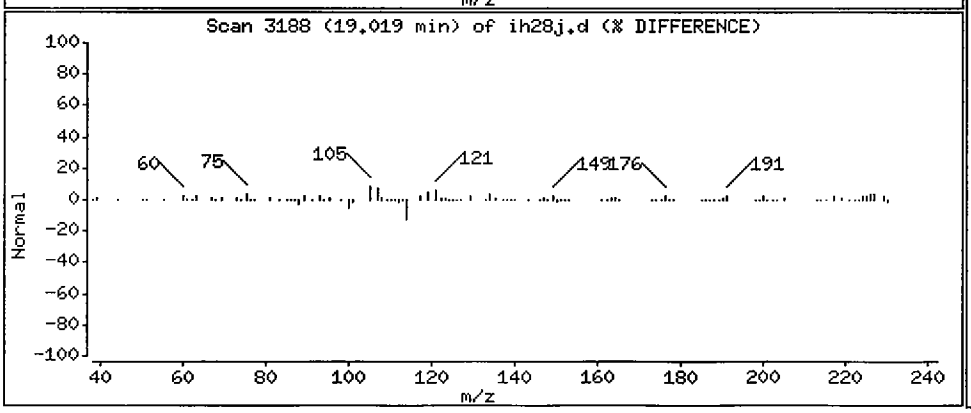

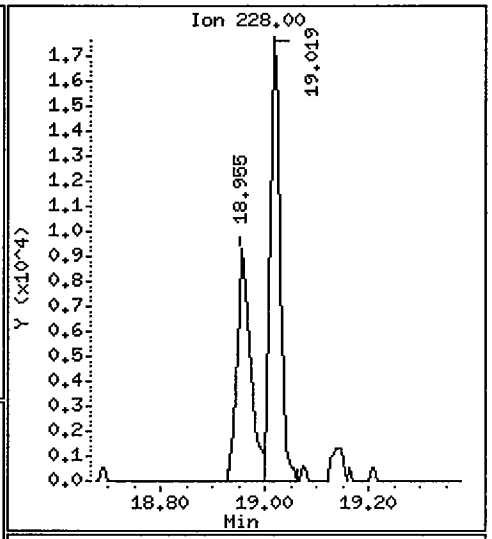

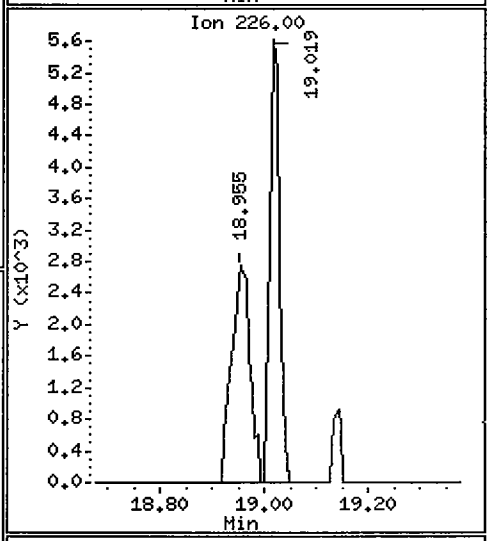

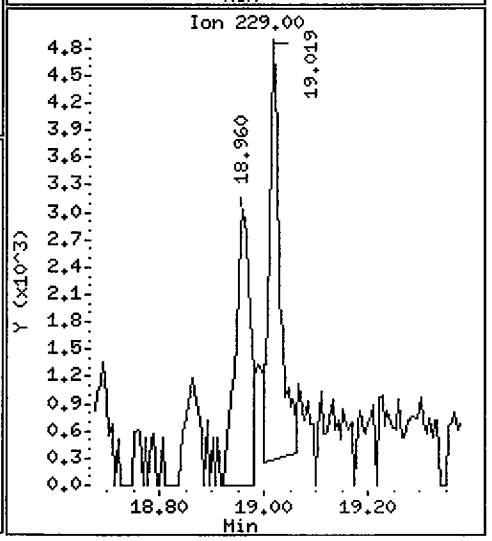

Data File: /chem3/nt4.i/20050802a.b/ih28j.d

Date : 03-AUG-2005 05:08

Client ID: AN-RI-SEDC-06B

Instrument: nt4.i

Sample Info: IH28J

Volume Injected (uL): 1.0

Operator: VS

Column phase: RTX-5

Column diameter: 0.32

74 Benzo(b)fluoranthene

Concentration: 21.51 ug/kg

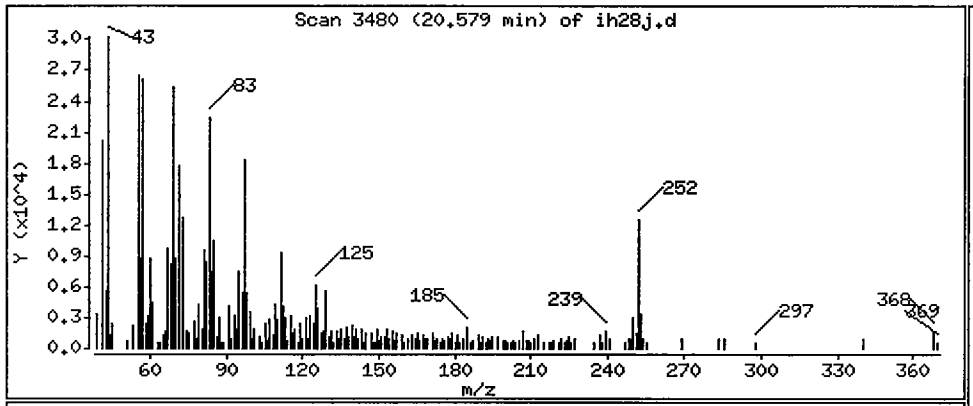

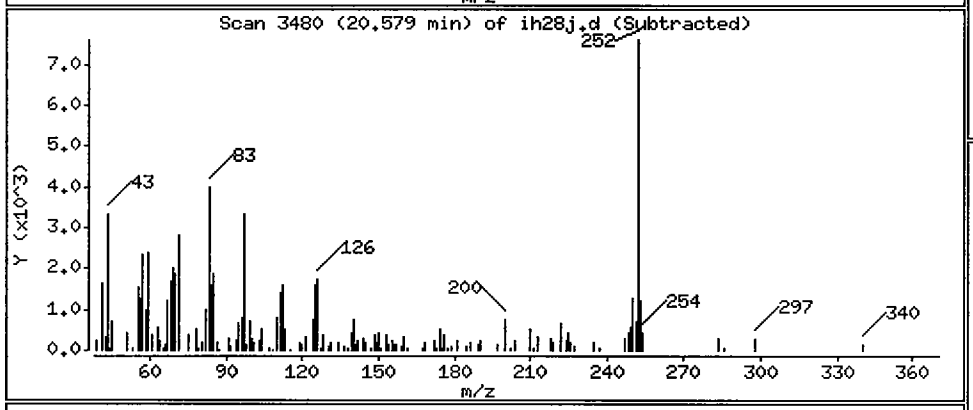

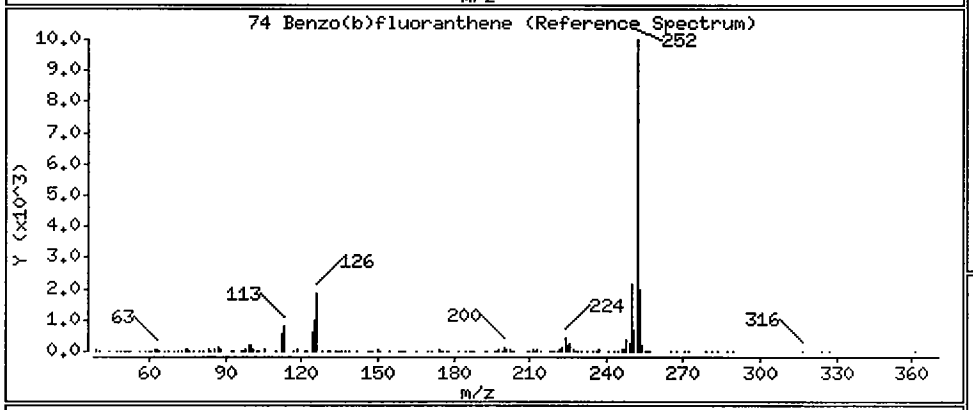

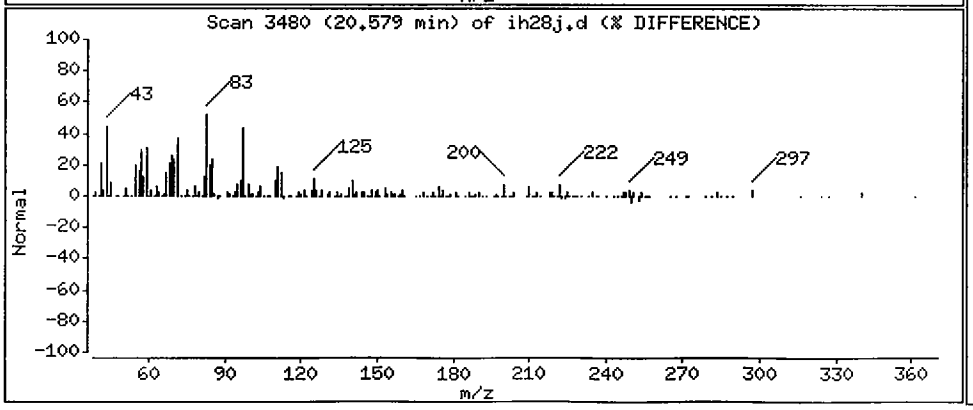

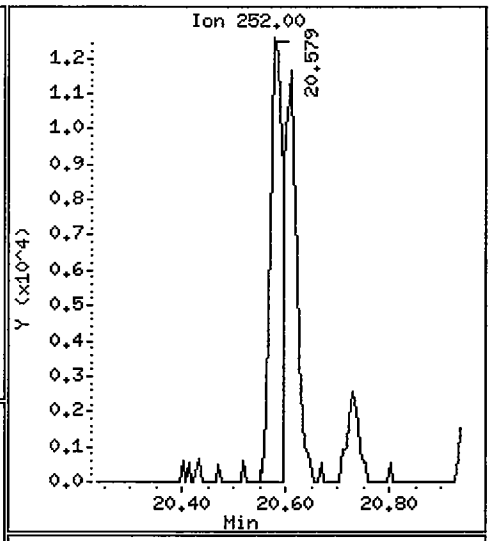

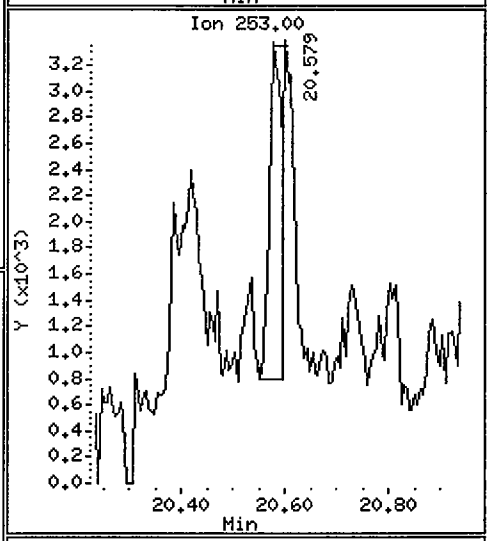

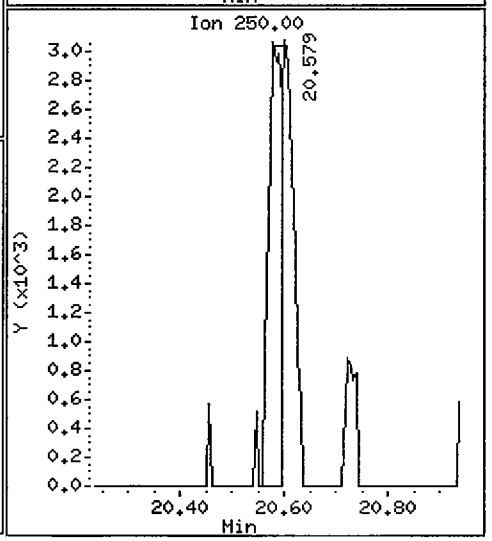

Data File: /chem3/nt4.i/20050802a.b/ih28j.d

Date : 03-AUG-2005 05:08

Client ID: AN-RI-SEDC-06B

Instrument: nt4.i

Sample Info: IH28J

Volume Injected (uL): 1.0

Operator: VS

Column phase: RTX-5

Column diameter: 0.32

75 Benzo(k)fluoranthene

Concentration: 23.78 ug/kg

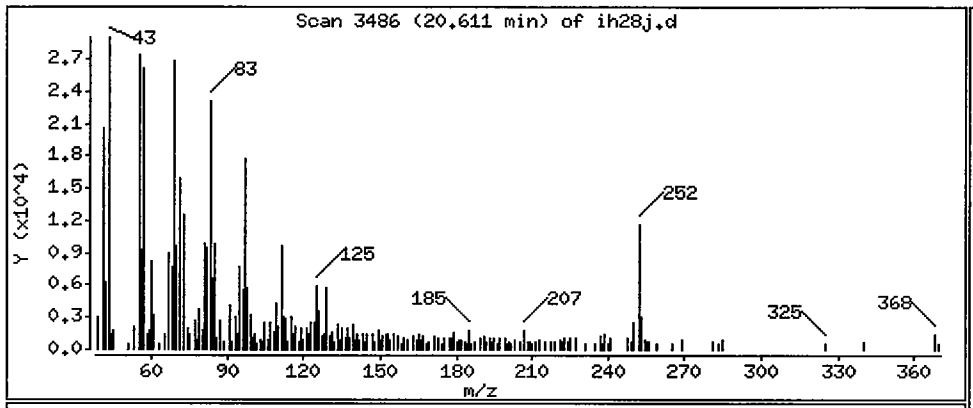

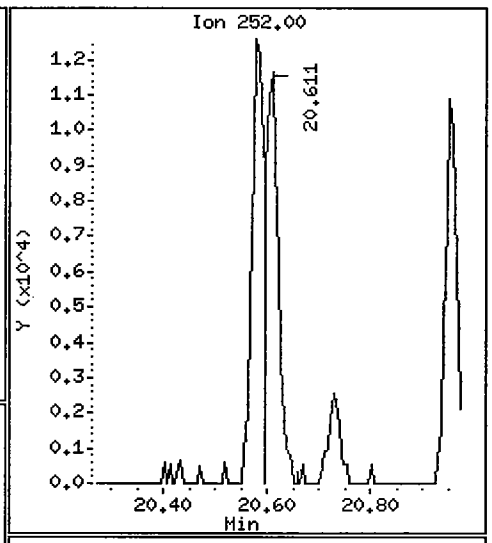

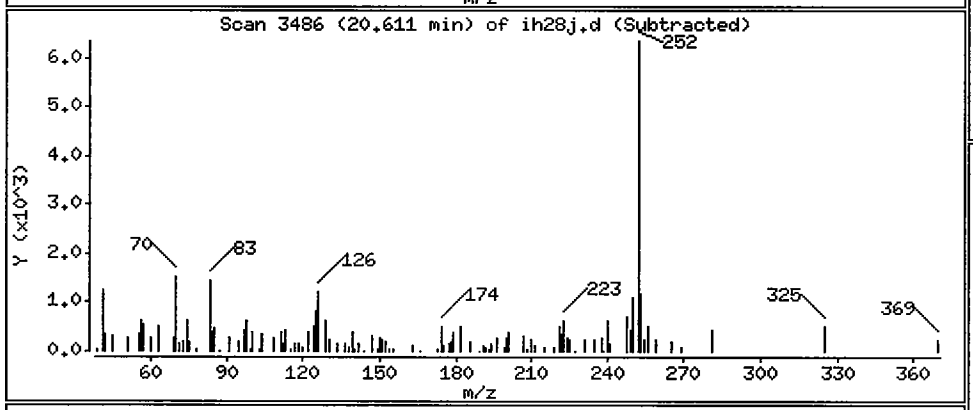

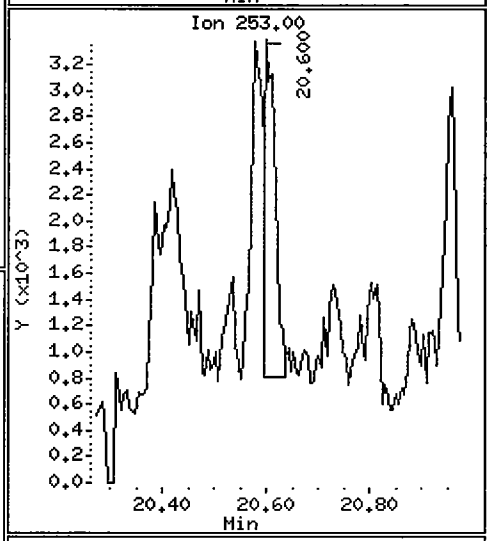

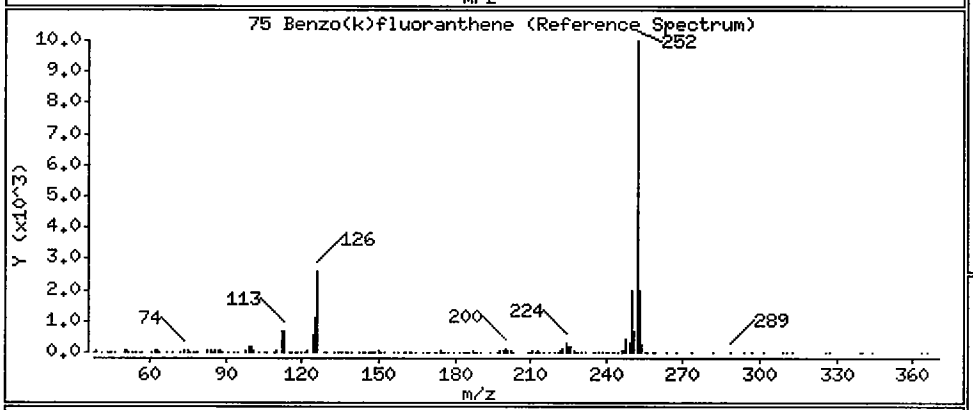

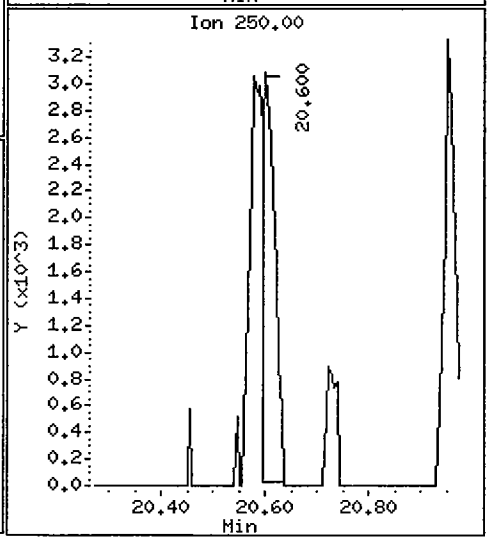

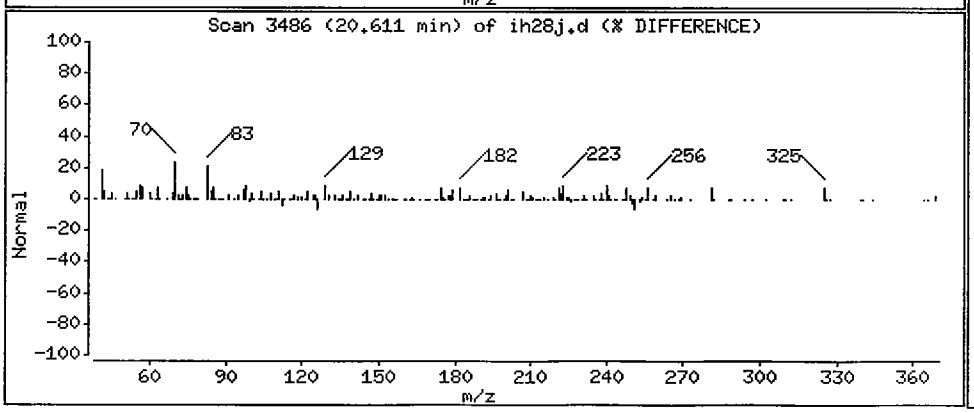

ANALYTICAL RESOURCES INCORPORATED

ORGANICS ANALYSIS DATA SHEET
PSDDA Semivolatiles by SW8270D GC/MS **Sample ID: AN-RI-SEDC-06C**
Page 1 of 1 **SAMPLE**

Lab Sample ID: IH28K
LIMS ID: 05-11891
Matrix: Sediment
Data Release Authorized:
Reported: 08/04/05

QC Report No: IH28-Anchor Environmental
Project: KC Former Scott Mill
00010501/T2
Date Sampled: 07/14/05
Date Received: 07/18/05

Date Extracted: 07/25/05
Date Analyzed: 08/03/05 07:52
Instrument/Analyst: NT4/LJR
GPC Cleanup: No

Sample Amount: 25.8 g-dry-wt
Final Extract Volume: 0.5 mL
Dilution Factor: 1.00
Percent Moisture: 34.3%
pH: 7.7

CAS Number	Analyte	RL	Result
108-95-2	Phenol	19	< 19 U
100-51-6	Benzyl Alcohol	19	< 19 U
95-48-7	2-Methylphenol	19	< 19 U
106-44-5	4-Methylphenol	19	< 19 U
67-72-1	Hexachloroethane	19	< 19 U
105-67-9	2,4-Dimethylphenol	19	< 19 U
65-85-0	Benzoic Acid	190	< 190 U
120-82-1	1,2,4-Trichlorobenzene	19	< 19 U
91-20-3	Naphthalene	19	< 19 U
87-68-3	Hexachlorobutadiene	19	< 19 U
91-57-6	2-Methylnaphthalene	19	< 19 U
131-11-3	Dimethylphthalate	19	< 19 U
208-96-8	Acenaphthylene	19	< 19 U
83-32-9	Acenaphthene	19	< 19 U
132-64-9	Dibenzofuran	19	< 19 U
84-66-2	Diethylphthalate	19	< 19 U
86-73-7	Fluorene	19	< 19 U
86-30-6	N-Nitrosodiphenylamine	19	< 19 U
87-86-5	Pentachlorophenol	97	< 97 U
85-01-8	Phenanthrene	19	< 19 U
120-12-7	Anthracene	19	< 19 U
84-74-2	Di-n-Butylphthalate	19	< 19 U
206-44-0	Fluoranthene	19	< 19 U
129-00-0	Pyrene	19	< 19 U
85-68-7	Butylbenzylphthalate	19	< 19 U
56-55-3	Benzo(a)anthracene	19	< 19 U
117-81-7	bis(2-Ethylhexyl)phthalate	19	< 19 U
218-01-9	Chrysene	19	< 19 U
117-84-0	Di-n-Octyl phthalate	19	< 19 U
205-99-2	Benzo(b)fluoranthene	19	< 19 U
207-08-9	Benzo(k)fluoranthene	19	< 19 U
50-32-8	Benzo(a)pyrene	19	< 19 U
193-39-5	Indeno(1,2,3-cd)pyrene	19	< 19 U
53-70-3	Dibenz(a,h)anthracene	19	< 19 U
191-24-2	Benzo(g,h,i)perylene	19	< 19 U

Reported in µg/kg (ppb)

Semivolatile Surrogate Recovery

d5-Nitrobenzene	61.2%	2-Fluorobiphenyl	65.2%
d14-p-Terphenyl	73.6%	d4-1,2-Dichlorobenzene	49.2%
d5-Phenol	55.7%	2-Fluorophenol	59.7%
2,4,6-Tribromophenol	73.6%	d4-2-Chlorophenol	60.0%

Analytical Resources, Inc.

Semivolatile Report SW846 Method 8270C

Data file : /chem3/nt4.i/20050802a.b/ih28k.d
Lab Smp Id: IH28K Client Smp ID: AN-RI-SEDC-06C
Inj Date : 03-AUG-2005 07:52
Operator : VS Inst ID: nt4.i
Smp Info : IH28K
Misc Info : 05-11891
Comment : 1ul Injection
Method : /chem3/nt4.i/20050802a.b/SW846.m
Meth Date : 03-Aug-2005 16:32 jeff Quant Type: ISTD
Cal Date : 02-AUG-2005 20:22 Cal File: 0100802.d
Als bottle: 28
Dil Factor: 1.00000
Integrator: HP RTE Compound Sublist: PSDDA.sub
Target Version: 3.50

Concentration Formula: Amt * DF * Vt/(Ws * (100 - M)/100) * CpndVariable

Name	Value	Description
DF	1.00000	Dilution Factor
Vt	500.00000	Volume of final extract (uL)
Ws	39.30000	Weight of sample extracted (g)
M	34.30000	% Moisture

Cpnd Variable Local Compound Variable

	Compounds	QUANT SIG MASS	RT	EXP RT	REL RT	RESPONSE	CONCENTRATIONS ON-COLUMN (ug/mL)	FINAL (ug/kg)
$ 1	2-Fluorophenol	112	5.185	5.135	(0.698)	145392	22.3553	432.9
$ 2	Phenol-d5	99	7.135	7.112	(0.960)	176119	20.8979	404.7
3	Phenol	94	Compound Not Detected.					
$ 5	2-Chlorophenol-d4	132	7.125	7.117	(0.959)	151271	22.4854	435.4
4	Bis(2-Chloroethyl)ether	93	Compound Not Detected.					
6	2-Chlorophenol	128	Compound Not Detected.					
7	1,3-Dichlorobenzene	146	Compound Not Detected.					
* 8	1,4-Dichlorobenzene-d4	152	7.429	7.427	(1.000)	92933	20.0000	
9	1,4-Dichlorobenzene	146	Compound Not Detected.					
$ 10	1,2-Dichlorobenzene-d4	152	7.750	7.753	(1.043)	52250	12.2762	237.7
12	1,2-Dichlorobenzene	146	Compound Not Detected.					
11	Benzyl alcohol	108	Compound Not Detected.					
14	2,2'-oxybis(1-Chloropropane)	45	Compound Not Detected.					
13	2-Methylphenol	108	Compound Not Detected.					
17	Hexachloroethane	117	Compound Not Detected.					

	Compounds	QUANT SIG MASS	RT	EXP RT	REL RT	RESPONSE	CONCENTRATIONS ON-COLUMN (ug/mL)	FINAL (ug/kg)
	16 N-Nitroso-di-n-propylamine	70	Compound Not Detected.					
	15 4-Methylphenol	108	Compound Not Detected.					
$	18 Nitrobenzene-d5	82	8.460	8.469	(0.883)	134741	15.3153	296.6
	19 Nitrobenzene	77	Compound Not Detected.					
	20 Isophorone	82	Compound Not Detected.					
	21 2-Nitrophenol	139	Compound Not Detected.					
	22 2,4-Dimethylphenol	107	Compound Not Detected.					
	23 Bis(2-Chloroethoxy)methane	93	Compound Not Detected.					
	24 Benzoic acid	105	Compound Not Detected.					
	25 2,4-Dichlorophenol	162	Compound Not Detected.					
	26 1,2,4-Trichlorobenzene	180	Compound Not Detected.					
*	27 Naphthalene-d8	136	9.582	9.585	(1.000)	328682	20.0000	
	28 Naphthalene	128	Compound Not Detected.					
	29 4-Chloroaniline	127	Compound Not Detected.					
	30 Hexachlorobutadiene	225	Compound Not Detected.					
	31 4-Chloro-3-methylphenol	107	Compound Not Detected.					
	32 2-Methylnaphthalene	141	Compound Not Detected.					
	33 Hexachlorocyclopentadiene	237	Compound Not Detected.					
	34 2,4,6-Trichlorophenol	196	Compound Not Detected.					
	35 2,4,5-Trichlorophenol	196	Compound Not Detected.					
$	36 2-Fluorobiphenyl	172	11.409	11.412	(0.918)	191039	16.2529	314.7
	37 2-Chloronaphthalene	162	Compound Not Detected.					
	38 2-Nitroaniline	65	Compound Not Detected.					
	39 Dimethylphthalate	163	Compound Not Detected.					
	40 Acenaphthylene	152	Compound Not Detected.					
	41 2,6-Dinitrotoluene	165	Compound Not Detected.					
*	42 Acenaphthene-d10	164	12.424	12.427	(1.000)	180127	20.0000	
	43 3-Nitroaniline	138	Compound Not Detected.					
	44 Acenaphthene	153	Compound Not Detected.					
	45 2,4-Dinitrophenol	184	Compound Not Detected.					
	46 Dibenzofuran	168	Compound Not Detected.					
	47 4-Nitrophenol	109	Compound Not Detected.					
	48 2,4-Dinitrotoluene	165	Compound Not Detected.					
	50 Diethylphthalate	149	Compound Not Detected.					
	49 Fluorene	166	Compound Not Detected.					
	51 4-Chlorophenyl-phenylether	204	Compound Not Detected.					
	52 4-Nitroaniline	138	Compound Not Detected.					
	53 4,6-Dinitro-2-methylphenol	198	Compound Not Detected.					
	54 N-Nitrosodiphenylamine	169	Compound Not Detected.					
$	55 2,4,6-Tribromophenol	330	13.717	13.709	(1.104)	31824	27.5769	534.0
	56 4-Bromophenyl-phenylether	248	Compound Not Detected.					
	57 Hexachlorobenzene	284	Compound Not Detected.					
	58 Pentachlorophenol	266	Compound Not Detected.					
*	59 Phenanthrene-d10	188	14.748	14.746	(1.000)	293928	20.0000	
	60 Phenanthrene	178	Compound Not Detected.					
	61 Anthracene	178	Compound Not Detected.					
	62 Carbazole	167	Compound Not Detected.					

	Compounds	QUANT SIG MASS	RT	EXP RT	REL RT	RESPONSE	CONCENTRATIONS ON-COLUMN (ug/mL)	CONCENTRATIONS FINAL (ug/kg)
63	Di-n-butylphthalate	149	Compound Not Detected.					
64	Fluoranthene	202	Compound Not Detected.					
65	Pyrene	202	Compound Not Detected.					
$ 66	Terphenyl-d14	244	17.392	17.385	(0.916)	226173	18.3873	356.1
67	Butylbenzylphthalate	149	Compound Not Detected.					
68	Benzo(a)anthracene	228	Compound Not Detected.					
* 69	Chrysene-d12	240	18.984	18.982	(1.000)	263884	20.0000	
70	3,3'-Dichlorobenzidine	252	Compound Not Detected.					
71	Chrysene	228	Compound Not Detected.					
72	bis(2-Ethylhexyl)phthalate	149	Compound Not Detected.					
* 134	Di-n-octylphthalate-d4	153	20.218	20.227	(1.000)	498432	20.0000	
73	Di-n-octylphthalate	149	Compound Not Detected.					
74	Benzo(b)fluoranthene	252	Compound Not Detected.					
75	Benzo(k)fluoranthene	252	Compound Not Detected.					
76	Benzo(a)pyrene	252	Compound Not Detected.					
* 77	Perylene-d12	264	21.105	21.103	(1.000)	141012	20.0000	
78	Indeno(1,2,3-cd)pyrene	276	Compound Not Detected.					
79	Dibenzo(a,h)anthracene	278	Compound Not Detected.					
80	Benzo(g,h,i)perylene	276	Compound Not Detected.					

Analytical Resources, Inc.

INTERNAL STANDARD COMPOUNDS
AREA AND RT SUMMARY

Instrument ID: nt4.i
Lab File ID: ih28k.d
Lab Smp Id: IH28K
Analysis Type: SV
Quant Type: ISTD
Operator: VS
Method File: /chem3/nt4.i/20050802a.b/SW846.m
Misc Info: 05-11891

Calibration Date: 02-AUG-2005
Calibration Time: 21:28
Client Smp ID: AN-RI-SEDC-06C
Level: LOW
Sample Type: Sediment

COMPOUND	STANDARD	AREA LIMIT LOWER	AREA LIMIT UPPER	SAMPLE	%DIFF	
8 1,4-Dichlorobenze	121607	60804	243214	92933	-23.58	
27 Naphthalene-d8	430121	215060	860242	328682	-23.58	
42 Acenaphthene-d10	229587	114794	459174	180127	-21.54	
59 Phenanthrene-d10	343054	171527	686108	293928	-14.32	
69 Chrysene-d12	260573	130286	521146	263884	1.27	
134 Di-n-octylphthala	469301	234650	938602	498432	6.21	
77 Perylene-d12	283780	141890	567560	141012	-50.31	<-

COMPOUND	STANDARD	RT LIMIT LOWER	RT LIMIT UPPER	SAMPLE	%DIFF
8 1,4-Dichlorobenze	7.43	6.93	7.93	7.43	0.03
27 Naphthalene-d8	9.59	9.09	10.09	9.58	-0.03
42 Acenaphthene-d10	12.43	11.93	12.93	12.42	-0.03
59 Phenanthrene-d10	14.75	14.25	15.25	14.75	0.01
69 Chrysene-d12	18.98	18.48	19.48	18.98	0.01
134 Di-n-octylphthala	20.23	19.73	20.73	20.22	-0.04
77 Perylene-d12	21.10	20.60	21.60	21.10	0.01

AREA UPPER LIMIT = +100% of internal standard area.
AREA LOWER LIMIT = - 50% of internal standard area.
RT UPPER LIMIT = + 0.50 minutes of internal standard RT.
RT LOWER LIMIT = - 0.50 minutes of internal standard RT.

Analytical Resources, Inc.

RECOVERY REPORT

Client Name: ANCHOR
Sample Matrix: SOLID
Lab Smp Id: IH28K
Level: LOW
Data Type: MS DATA
SpikeList File: tclp.spk
Sublist File: PSDDA.sub
Method File: /chem3/nt4.i/20050802a.b/SW846.m
Misc Info: 05-11891

Client SDG: IH28
Fraction: SV
Client Smp ID: AN-RI-SEDC-06C
Operator: VS
SampleType: SAMPLE
Quant Type: ISTD

SURROGATE COMPOUND	CONC ADDED ug/kg	CONC RECOVERED ug/kg	% RECOVERED	LIMITS
$ 1 2-Fluorophenol	726.2	432.9	59.61	24-112
$ 2 Phenol-d5	726.2	404.7	55.73	29-109
$ 5 2-Chlorophenol-d4	726.2	435.4	59.96	34-101
$ 10 1,2-Dichlorobenzen	484.1	237.7	49.10	30-84
$ 18 Nitrobenzene-d5	484.1	296.6	61.26	28-103
$ 36 2-Fluorobiphenyl	484.1	314.7	65.01	33-104
$ 55 2,4,6-Tribromophen	726.2	534.0	73.54	27-134
$ 66 Terphenyl-d14	484.1	356.1	73.55	31-120

Data File: /chem3/nt4.i/20050802a.b/ih28k.d
Date : 03-AUG-2005 07:52
Client ID: AN-RI-SEDC-06C
Sample Info: IH28K
Volume Injected (uL): 1.0
Column phase: RTX-5

Instrument: nt4.i
Operator: VS
Column diameter: 0.32

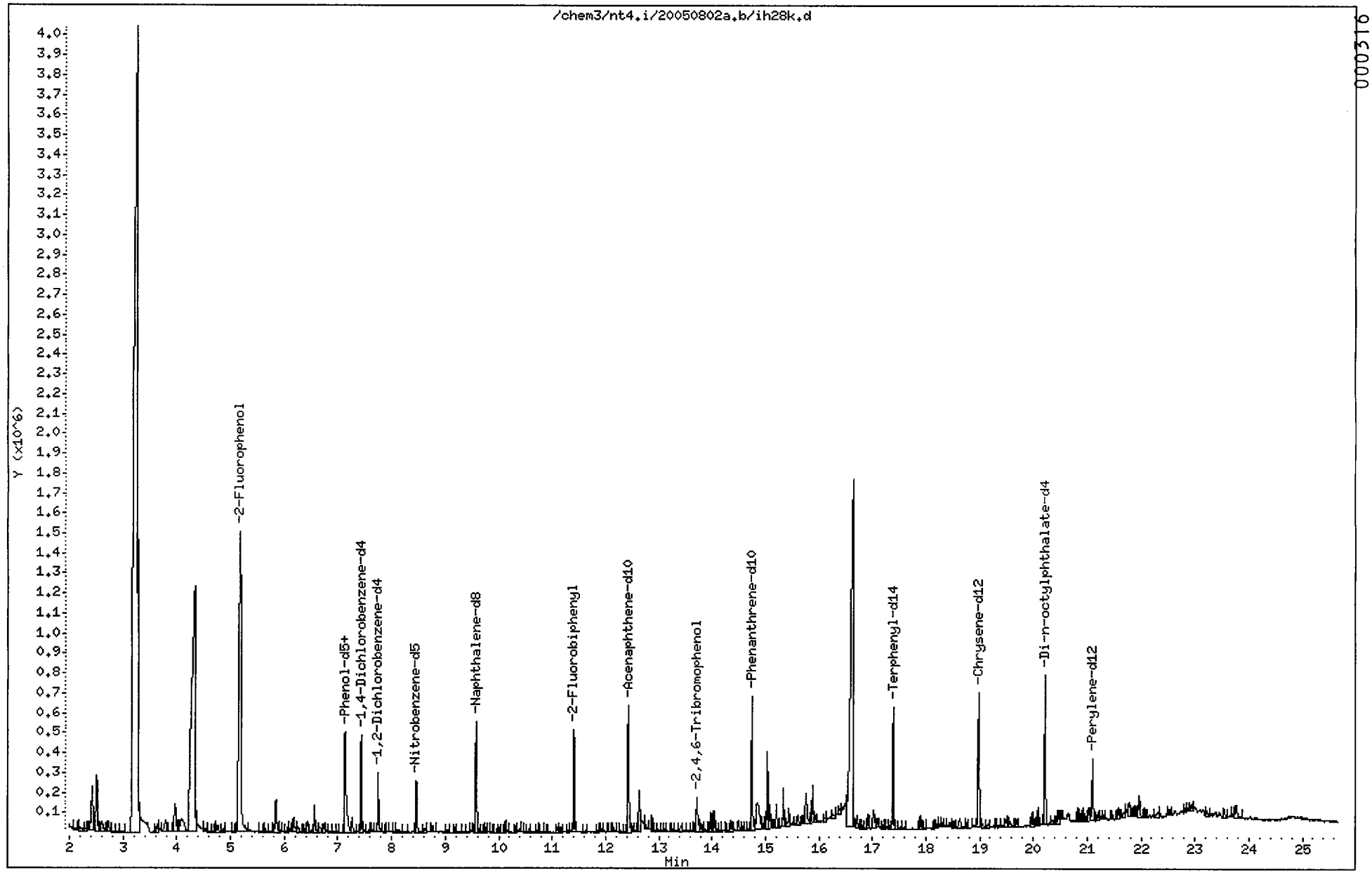

ANALYTICAL RESOURCES INCORPORATED

ORGANICS ANALYSIS DATA SHEET
PSDDA Semivolatiles by SW8270D GC/MS **Sample ID: AN-RI-SEDC-06C**
Page 1 of 1 **DILUTION**

Lab Sample ID: IH28K
LIMS ID: 05-11891
Matrix: Sediment
Data Release Authorized:
Reported: 08/04/05

QC Report No: IH28-Anchor Environmental
Project: KC Former Scott Mill
00010501/T2
Date Sampled: 07/14/05
Date Received: 07/18/05

Date Extracted: 07/25/05
Date Analyzed: 08/03/05 22:45
Instrument/Analyst: NT4/LJR
GPC Cleanup: No

Sample Amount: 25.8 g-dry-wt
Final Extract Volume: 0.5 mL
Dilution Factor: 3.00
Percent Moisture: 34.3%
pH: 7.7

CAS Number	Analyte	RL	Result
108-95-2	Phenol	58	< 58 U
100-51-6	Benzyl Alcohol	58	< 58 U
95-48-7	2-Methylphenol	58	< 58 U
106-44-5	4-Methylphenol	58	< 58 U
67-72-1	Hexachloroethane	58	< 58 U
105-67-9	2,4-Dimethylphenol	58	< 58 U
65-85-0	Benzoic Acid	580	< 580 U
120-82-1	1,2,4-Trichlorobenzene	58	< 58 U
91-20-3	Naphthalene	58	< 58 U
87-68-3	Hexachlorobutadiene	58	< 58 U
91-57-6	2-Methylnaphthalene	58	< 58 U
131-11-3	Dimethylphthalate	58	< 58 U
208-96-8	Acenaphthylene	58	< 58 U
83-32-9	Acenaphthene	58	< 58 U
132-64-9	Dibenzofuran	58	< 58 U
84-66-2	Diethylphthalate	58	< 58 U
86-73-7	Fluorene	58	< 58 U
86-30-6	N-Nitrosodiphenylamine	58	< 58 U
87-86-5	Pentachlorophenol	290	< 290 U
85-01-8	Phenanthrene	58	< 58 U
120-12-7	Anthracene	58	< 58 U
84-74-2	Di-n-Butylphthalate	58	< 58 U
206-44-0	Fluoranthene	58	< 58 U
129-00-0	Pyrene	58	< 58 U
85-68-7	Butylbenzylphthalate	58	< 58 U
56-55-3	Benzo(a)anthracene	58	< 58 U
117-81-7	bis(2-Ethylhexyl)phthalate	58	< 58 U
218-01-9	Chrysene	58	< 58 U
117-84-0	Di-n-Octyl phthalate	58	< 58 U
205-99-2	Benzo(b)fluoranthene	58	< 58 U
207-08-9	Benzo(k)fluoranthene	58	< 58 U
50-32-8	Benzo(a)pyrene	58	< 58 U
193-39-5	Indeno(1,2,3-cd)pyrene	58	< 58 U
53-70-3	Dibenz(a,h)anthracene	58	< 58 U
191-24-2	Benzo(g,h,i)perylene	58	< 58 U

Reported in µg/kg (ppb)

Semivolatile Surrogate Recovery

d5-Nitrobenzene	59.5%	2-Fluorobiphenyl	62.6%
d14-p-Terphenyl	69.1%	d4-1,2-Dichlorobenzene	50.3%
d5-Phenol	66.7%	2-Fluorophenol	66.2%
2,4,6-Tribromophenol	78.5%	d4-2-Chlorophenol	65.3%

Analytical Resources, Inc.

Semivolatile Report SW846 Method 8270C

Data file : /chem3/nt4.i/20050803.b/ih28kdl.d
Lab Smp Id: IH28K Client Smp ID: AN-RI-SEDC-06C
Inj Date : 03-AUG-2005 22:45
Operator : VS Inst ID: nt4.i
Smp Info : IH28K,3
Misc Info : 05-11891
Comment : 1ul Injection
Method : /chem3/nt4.i/20050803.b/SW846.m
Meth Date : 04-Aug-2005 08:44 jeff Quant Type: ISTD
Cal Date : 02-AUG-2005 20:22 Cal File: 0100802.d
Als bottle: 12
Dil Factor: 3.00000
Integrator: HP RTE Compound Sublist: PSDDA.sub
Target Version: 3.50

Concentration Formula: Amt * DF * Vt/(Ws * (100 - M)/100) * CpndVariable

Name	Value	Description
DF	3.00000	Dilution Factor
Vt	500.00000	Volume of final extract (uL)
Ws	39.30000	Weight of sample extracted (g)
M	34.30000	% Moisture

Cpnd Variable Local Compound Variable

	Compounds	QUANT SIG MASS	RT	EXP RT	REL RT	RESPONSE	CONCENTRATIONS ON-COLUMN (ug/mL)	CONCENTRATIONS FINAL (ug/kg)
$	1 2-Fluorophenol	112	5.092	5.062	(0.692)	73983	8.26672	480.2
$	2 Phenol-d5	99	7.068	7.071	(0.961)	96710	8.33927	484.5
	3 Phenol	94	Compound Not Detected.					
$	5 2-Chlorophenol-d4	132	7.052	7.055	(0.959)	75544	8.16030	474.1
	4 Bis(2-Chloroethyl)ether	93	Compound Not Detected.					
	6 2-Chlorophenol	128	Compound Not Detected.					
	7 1,3-Dichlorobenzene	146	Compound Not Detected.					
*	8 1,4-Dichlorobenzene-d4	152	7.357	7.359	(1.000)	127882	20.0000	
	9 1,4-Dichlorobenzene	146	Compound Not Detected.					
$	10 1,2-Dichlorobenzene-d4	152	7.677	7.680	(1.044)	24533	4.18880	243.3
	12 1,2-Dichlorobenzene	146	Compound Not Detected.					
	11 Benzyl alcohol	108	Compound Not Detected.					
	14 2,2'-oxybis(1-Chloropropane)	45	Compound Not Detected.					
	13 2-Methylphenol	108	Compound Not Detected.					
	17 Hexachloroethane	117	Compound Not Detected.					

	Compounds	QUANT SIG MASS	RT	EXP RT	REL RT	RESPONSE	CONCENTRATIONS ON-COLUMN (ug/mL)	FINAL (ug/kg)
	16 N-Nitroso-di-n-propylamine	70	Compound Not Detected.					
	15 4-Methylphenol	108	Compound Not Detected.					
$	18 Nitrobenzene-d5	82	8.393	8.401	(0.883)	66031	4.96493	288.4
	19 Nitrobenzene	77	Compound Not Detected.					
	20 Isophorone	82	Compound Not Detected.					
	21 2-Nitrophenol	139	Compound Not Detected.					
	22 2,4-Dimethylphenol	107	Compound Not Detected.					
	23 Bis(2-Chloroethoxy)methane	93	Compound Not Detected.					
	24 Benzoic acid	105	Compound Not Detected.					
	25 2,4-Dichlorophenol	162	Compound Not Detected.					
	26 1,2,4-Trichlorobenzene	180	Compound Not Detected.					
*	27 Naphthalene-d8	136	9.510	9.517	(1.000)	496862	20.0000	
	28 Naphthalene	128	Compound Not Detected.					
	29 4-Chloroaniline	127	Compound Not Detected.					
	30 Hexachlorobutadiene	225	Compound Not Detected.					
	31 4-Chloro-3-methylphenol	107	Compound Not Detected.					
	32 2-Methylnaphthalene	141	Compound Not Detected.					
	33 Hexachlorocyclopentadiene	237	Compound Not Detected.					
	34 2,4,6-Trichlorophenol	196	Compound Not Detected.					
	35 2,4,5-Trichlorophenol	196	Compound Not Detected.					
$	36 2-Fluorobiphenyl	172	11.337	11.344	(0.917)	96015	5.22067	303.3
	37 2-Chloronaphthalene	162	Compound Not Detected.					
	38 2-Nitroaniline	65	Compound Not Detected.					
	39 Dimethylphthalate	163	Compound Not Detected.					
	40 Acenaphthylene	152	Compound Not Detected.					
	41 2,6-Dinitrotoluene	165	Compound Not Detected.					
*	42 Acenaphthene-d10	164	12.357	12.354	(1.000)	281838	20.0000	
	43 3-Nitroaniline	138	Compound Not Detected.					
	44 Acenaphthene	153	Compound Not Detected.					
	45 2,4-Dinitrophenol	184	Compound Not Detected.					
	46 Dibenzofuran	168	Compound Not Detected.					
	47 4-Nitrophenol	109	Compound Not Detected.					
	48 2,4-Dinitrotoluene	165	Compound Not Detected.					
	50 Diethylphthalate	149	Compound Not Detected.					
	49 Fluorene	166	Compound Not Detected.					
	51 4-Chlorophenyl-phenylether	204	Compound Not Detected.					
	52 4-Nitroaniline	138	Compound Not Detected.					
	53 4,6-Dinitro-2-methylphenol	198	Compound Not Detected.					
	54 N-Nitrosodiphenylamine	169	Compound Not Detected.					
$	55 2,4,6-Tribromophenol	330	13.639	13.642	(1.104)	17707	9.80653	569.7
	56 4-Bromophenyl-phenylether	248	Compound Not Detected.					
	57 Hexachlorobenzene	284	Compound Not Detected.					
	58 Pentachlorophenol	266	Compound Not Detected.					
*	59 Phenanthrene-d10	188	14.676	14.673	(1.000)	455687	20.0000	
	60 Phenanthrene	178	Compound Not Detected.					
	61 Anthracene	178	Compound Not Detected.					
	62 Carbazole	167	Compound Not Detected.					

	Compounds	QUANT SIG MASS	RT	EXP RT	REL RT	RESPONSE	CONCENTRATIONS ON-COLUMN (ug/mL)	FINAL (ug/kg)
	63 Di-n-butylphthalate	149	Compound Not Detected.					
	64 Fluoranthene	202	Compound Not Detected.					
	65 Pyrene	202	Compound Not Detected.					
$	66 Terphenyl-d14	244	17.309	17.317	(0.916)	103989	5.76496	334.9
	67 Butylbenzylphthalate	149	Compound Not Detected.					
	68 Benzo(a)anthracene	228	Compound Not Detected.					
*	69 Chrysene-d12	240	18.907	18.909	(1.000)	386973	20.0000	
	70 3,3'-Dichlorobenzidine	252	Compound Not Detected.					
	71 Chrysene	228	Compound Not Detected.					
	72 bis(2-Ethylhexyl)phthalate	149	Compound Not Detected.					
*	134 Di-n-octylphthalate-d4	153	20.146	20.154	(1.000)	671509	20.0000	
	73 Di-n-octylphthalate	149	Compound Not Detected.					
	74 Benzo(b)fluoranthene	252	Compound Not Detected.					
	75 Benzo(k)fluoranthene	252	Compound Not Detected.					
	76 Benzo(a)pyrene	252	Compound Not Detected.					
*	77 Perylene-d12	264	21.027	21.030	(1.000)	351832	20.0000	
	78 Indeno(1,2,3-cd)pyrene	276	Compound Not Detected.					
	79 Dibenzo(a,h)anthracene	278	Compound Not Detected.					
	80 Benzo(g,h,i)perylene	276	Compound Not Detected.					

Analytical Resources, Inc.

INTERNAL STANDARD COMPOUNDS
AREA AND RT SUMMARY

Instrument ID: nt4.i
Lab File ID: ih28kdl.d
Lab Smp Id: IH28K
Analysis Type: SV
Quant Type: ISTD
Operator: VS
Method File: /chem3/nt4.i/20050803.b/SW846.m
Misc Info: 05-11891

Calibration Date: 03-AUG-2005
Calibration Time: 16:03
Client Smp ID: AN-RI-SEDC-06C
Level: LOW
Sample Type: Sediment

		AREA LIMIT			
COMPOUND	STANDARD	LOWER	UPPER	SAMPLE	%DIFF
8 1,4-Dichlorobenze	119650	59825	239300	127882	6.88
27 Naphthalene-d8	453363	226682	906726	496862	9.59
42 Acenaphthene-d10	254006	127003	508012	281838	10.96
59 Phenanthrene-d10	409127	204564	818254	455687	11.38
69 Chrysene-d12	338901	169450	677802	386973	14.18
134 Di-n-octylphthala	610532	305266	1221064	671509	9.99
77 Perylene-d12	332982	166491	665964	351832	5.66

		RT LIMIT			
COMPOUND	STANDARD	LOWER	UPPER	SAMPLE	%DIFF
8 1,4-Dichlorobenze	7.36	6.86	7.86	7.36	-0.03
27 Naphthalene-d8	9.52	9.02	10.02	9.51	-0.08
42 Acenaphthene-d10	12.35	11.85	12.85	12.36	0.02
59 Phenanthrene-d10	14.67	14.17	15.17	14.68	0.02
69 Chrysene-d12	18.91	18.41	19.41	18.91	-0.01
134 Di-n-octylphthala	20.15	19.65	20.65	20.15	-0.04
77 Perylene-d12	21.03	20.53	21.53	21.03	-0.01

AREA UPPER LIMIT = +100% of internal standard area.
AREA LOWER LIMIT = - 50% of internal standard area.
RT UPPER LIMIT = + 0.50 minutes of internal standard RT.
RT LOWER LIMIT = - 0.50 minutes of internal standard RT.

Analytical Resources, Inc.

RECOVERY REPORT

Client Name: ANCHOR
Sample Matrix: SOLID
Lab Smp Id: IH28K
Level: LOW
Data Type: MS DATA
SpikeList File: tclp.spk
Sublist File: PSDDA.sub
Method File: /chem3/nt4.i/20050803.b/SW846.m
Misc Info: 05-11891

Client SDG: IH28
Fraction: SV
Client Smp ID: AN-RI-SEDC-06C
Operator: VS
SampleType: SAMPLE
Quant Type: ISTD

	SURROGATE COMPOUND	CONC ADDED ug/kg	CONC RECOVERED ug/kg	% RECOVERED	LIMITS
$	1 2-Fluorophenol	726.2	480.2	66.13	24-112
$	2 Phenol-d5	726.2	484.5	66.71	29-109
$	5 2-Chlorophenol-d4	726.2	474.1	65.28	34-101
$	10 1,2-Dichlorobenzen	484.1	243.3	50.27	30-84
$	18 Nitrobenzene-d5	484.1	288.4	59.58	28-103
$	36 2-Fluorobiphenyl	484.1	303.3	62.65	33-104
$	55 2,4,6-Tribromophen	726.2	569.7	78.45	27-134
$	66 Terphenyl-d14	484.1	334.9	69.18	31-120

Data File: /chem3/nt4.i/20050803.b/ih28kd1.d
Date : 03-AUG-2005 22:45
Client ID: AN-RI-SEDC-06C
Sample Info: IH28K,3
Volume Injected (uL): 1.0
Column phase: RTX-5

Instrument: nt4.i
Operator: VS
Column diameter: 0.32

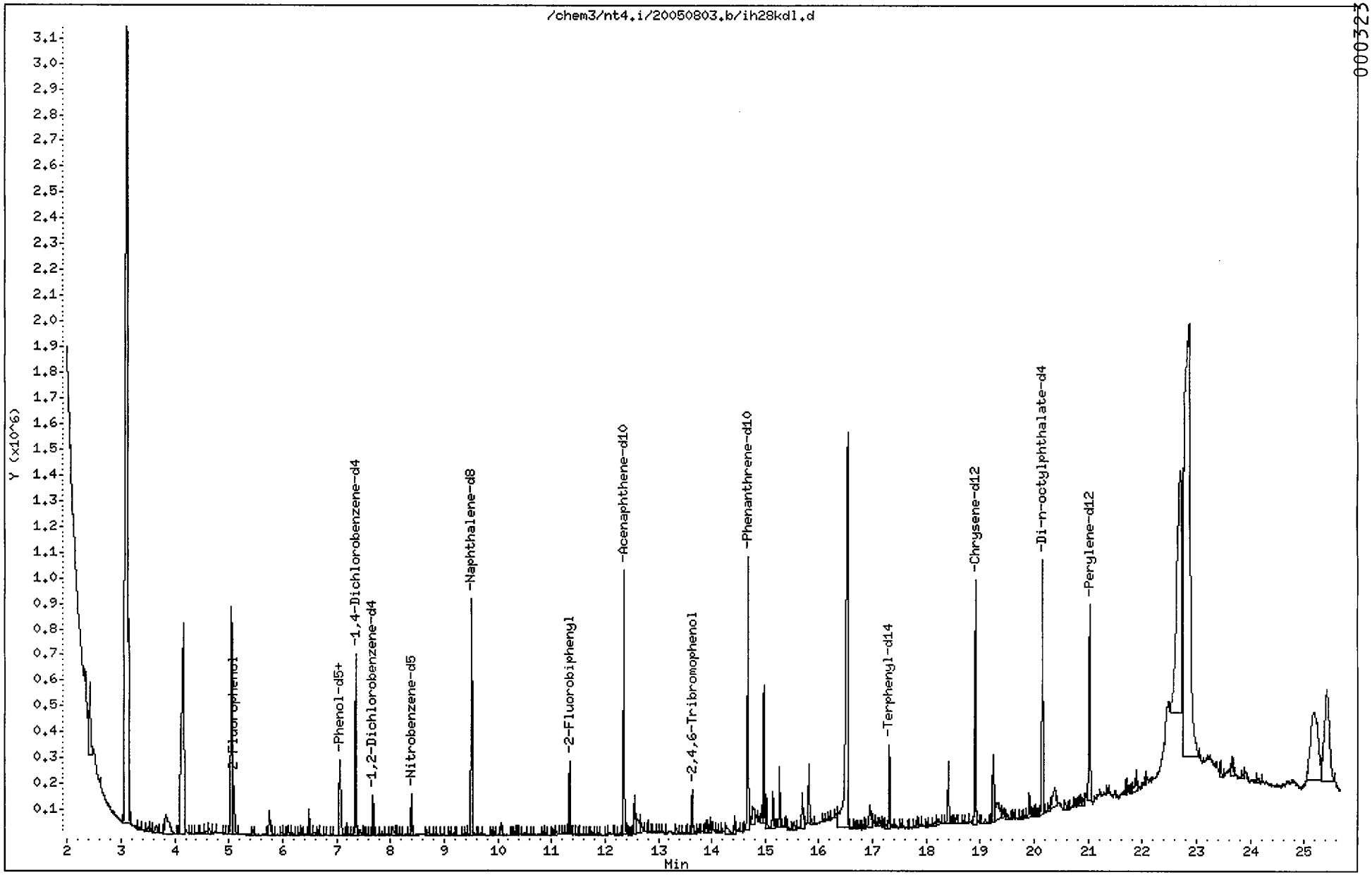

0003233

ANALYTICAL RESOURCES INCORPORATED

ORGANICS ANALYSIS DATA SHEET
PSDDA Semivolatiles by SW8270D GC/MS **Sample ID: AN-RI-SEDC-07A**
Page 1 of 1 **SAMPLE**

Lab Sample ID: IH28L
LIMS ID: 05-11892
Matrix: Sediment
Data Release Authorized:
Reported: 08/04/05

QC Report No: IH28-Anchor Environmental
Project: KC Former Scott Mill
00010501/T2
Date Sampled: 07/14/05
Date Received: 07/18/05

Date Extracted: 07/25/05
Date Analyzed: 08/03/05 08:25
Instrument/Analyst: NT4/LJR
GPC Cleanup: No

Sample Amount: 25.3 g-dry-wt
Final Extract Volume: 0.5 mL
Dilution Factor: 1.00
Percent Moisture: 35.5%
pH: 7.5

CAS Number	Analyte	RL	Result
108-95-2	Phenol	20	< 20 U
100-51-6	Benzyl Alcohol	20	< 20 U
95-48-7	2-Methylphenol	20	< 20 U
106-44-5	4-Methylphenol	20	< 20 U
67-72-1	Hexachloroethane	20	< 20 U
105-67-9	2,4-Dimethylphenol	20	< 20 U
65-85-0	Benzoic Acid	200	< 200 U
120-82-1	1,2,4-Trichlorobenzene	20	< 20 U
91-20-3	Naphthalene	20	< 20 U
87-68-3	Hexachlorobutadiene	20	< 20 U
91-57-6	2-Methylnaphthalene	20	< 20 U
131-11-3	Dimethylphthalate	20	< 20 U
208-96-8	Acenaphthylene	20	< 20 U
83-32-9	Acenaphthene	20	< 20 U
132-64-9	Dibenzofuran	20	< 20 U
84-66-2	Diethylphthalate	20	< 20 U
86-73-7	Fluorene	20	< 20 U
86-30-6	N-Nitrosodiphenylamine	20	< 20 U
87-86-5	Pentachlorophenol	99	< 99 U
85-01-8	Phenanthrene	20	< 20 U
120-12-7	Anthracene	20	< 20 U
84-74-2	Di-n-Butylphthalate	20	< 20 U
206-44-0	Fluoranthene	20	< 20 U
129-00-0	Pyrene	20	< 20 U
85-68-7	Butylbenzylphthalate	20	< 20 U
56-55-3	Benzo(a)anthracene	20	< 20 U
117-81-7	bis(2-Ethylhexyl)phthalate	20	< 20 U
218-01-9	Chrysene	20	< 20 U
117-84-0	Di-n-Octyl phthalate	20	< 20 U
205-99-2	Benzo(b)fluoranthene	20	< 20 U
207-08-9	Benzo(k)fluoranthene	20	< 20 U
50-32-8	Benzo(a)pyrene	20	< 20 U
193-39-5	Indeno(1,2,3-cd)pyrene	20	< 20 U
53-70-3	Dibenz(a,h)anthracene	20	< 20 U
191-24-2	Benzo(g,h,i)perylene	20	< 20 U

Reported in µg/kg (ppb)

Semivolatile Surrogate Recovery

d5-Nitrobenzene	59.2%	2-Fluorobiphenyl	62.0%
d14-p-Terphenyl	68.4%	d4-1,2-Dichlorobenzene	50.0%
d5-Phenol	55.2%	2-Fluorophenol	58.9%
2,4,6-Tribromophenol	69.3%	d4-2-Chlorophenol	58.4%

Analytical Resources, Inc.

Semivolatile Report SW846 Method 8270C

Data file : /chem3/nt4.i/20050802a.b/ih28l.d
Lab Smp Id: IH28L
Client Smp ID: AN-RI-SEDC-07A
Inj Date : 03-AUG-2005 08:25
Operator : VS
Inst ID: nt4.i
Smp Info : IH28L
Misc Info : 05-11892
Comment : 1ul Injection
Method : /chem3/nt4.i/20050802a.b/SW846.m
Meth Date : 03-Aug-2005 16:32 jeff
Quant Type: ISTD
Cal Date : 02-AUG-2005 20:22
Cal File: 0100802.d
Als bottle: 29
Dil Factor: 1.00000
Integrator: HP RTE
Compound Sublist: PSDDA.sub
Target Version: 3.50

Concentration Formula: Amt * DF * Vt/(Ws * (100 - M)/100) * CpndVariable

Name	Value	Description
DF	1.00000	Dilution Factor
Vt	500.00000	Volume of final extract (uL)
Ws	39.20000	Weight of sample extracted (g)
M	35.50000	% Moisture

Cpnd Variable Local Compound Variable

	Compounds	QUANT SIG MASS	RT	EXP RT	REL RT	RESPONSE	CONCENTRATIONS ON-COLUMN (ug/mL)	CONCENTRATIONS FINAL (ug/kg)
$ 1	2-Fluorophenol	112	5.201	5.135	(0.700)	172883	22.0656	436.4
$ 2	Phenol-d5	99	7.140	7.112	(0.961)	210558	20.7391	410.1
3	Phenol	94	Compound Not Detected.					
$ 5	2-Chlorophenol-d4	132	7.129	7.117	(0.960)	177349	21.8825	432.7
4	Bis(2-Chloroethyl)ether	93	Compound Not Detected.					
6	2-Chlorophenol	128	Compound Not Detected.					
7	1,3-Dichlorobenzene	146	Compound Not Detected.					
* 8	1,4-Dichlorobenzene-d4	152	7.428	7.427	(1.000)	111956	20.0000	
9	1,4-Dichlorobenzene	146	Compound Not Detected.					
$ 10	1,2-Dichlorobenzene-d4	152	7.749	7.753	(1.043)	64300	12.5404	248.0
12	1,2-Dichlorobenzene	146	Compound Not Detected.					
11	Benzyl alcohol	108	Compound Not Detected.					
14	2,2'-oxybis(1-Chloropropane)	45	Compound Not Detected.					
13	2-Methylphenol	108	Compound Not Detected.					
17	Hexachloroethane	117	Compound Not Detected.					

	Compounds	QUANT SIG MASS	RT	EXP RT	REL RT	RESPONSE	CONCENTRATIONS ON-COLUMN (ug/mL)	FINAL (ug/kg)
	16 N-Nitroso-di-n-propylamine	70	Compound Not Detected.					
	15 4-Methylphenol	108	Compound Not Detected.					
$	18 Nitrobenzene-d5	82	8.465	8.469	(0.883)	156141	14.7802	292.3
	19 Nitrobenzene	77	Compound Not Detected.					
	20 Isophorone	82	Compound Not Detected.					
	21 2-Nitrophenol	139	Compound Not Detected.					
	22 2,4-Dimethylphenol	107	Compound Not Detected.					
	23 Bis(2-Chloroethoxy)methane	93	Compound Not Detected.					
	24 Benzoic acid	105	Compound Not Detected.					
	25 2,4-Dichlorophenol	162	Compound Not Detected.					
	26 1,2,4-Trichlorobenzene	180	Compound Not Detected.					
*	27 Naphthalene-d8	136	9.581	9.585	(1.000)	394672	20.0000	
	28 Naphthalene	128	Compound Not Detected.					
	29 4-Chloroaniline	127	Compound Not Detected.					
	30 Hexachlorobutadiene	225	Compound Not Detected.					
	31 4-Chloro-3-methylphenol	107	Compound Not Detected.					
	32 2-Methylnaphthalene	141	Compound Not Detected.					
	33 Hexachlorocyclopentadiene	237	Compound Not Detected.					
	34 2,4,6-Trichlorophenol	196	Compound Not Detected.					
	35 2,4,5-Trichlorophenol	196	Compound Not Detected.					
$	36 2-Fluorobiphenyl	172	11.408	11.412	(0.918)	223730	15.4527	305.6
	37 2-Chloronaphthalene	162	Compound Not Detected.					
	38 2-Nitroaniline	65	Compound Not Detected.					
	39 Dimethylphthalate	163	Compound Not Detected.					
	40 Acenaphthylene	152	Compound Not Detected.					
	41 2,6-Dinitrotoluene	165	Compound Not Detected.					
*	42 Acenaphthene-d10	164	12.429	12.427	(1.000)	221874	20.0000	
	43 3-Nitroaniline	138	Compound Not Detected.					
	44 Acenaphthene	153	Compound Not Detected.					
	45 2,4-Dinitrophenol	184	Compound Not Detected.					
	46 Dibenzofuran	168	Compound Not Detected.					
	47 4-Nitrophenol	109	Compound Not Detected.					
	48 2,4-Dinitrotoluene	165	Compound Not Detected.					
	50 Diethylphthalate	149	Compound Not Detected.					
	49 Fluorene	166	Compound Not Detected.					
	51 4-Chlorophenyl-phenylether	204	Compound Not Detected.					
	52 4-Nitroaniline	138	Compound Not Detected.					
	53 4,6-Dinitro-2-methylphenol	198	Compound Not Detected.					
	54 N-Nitrosodiphenylamine	169	Compound Not Detected.					
$	55 2,4,6-Tribromophenol	330	13.716	13.709	(1.104)	36927	25.9787	513.7(M)
	56 4-Bromophenyl-phenylether	248	Compound Not Detected.					
	57 Hexachlorobenzene	284	Compound Not Detected.					
	58 Pentachlorophenol	266	Compound Not Detected.					
*	59 Phenanthrene-d10	188	14.747	14.746	(1.000)	356978	20.0000	
	60 Phenanthrene	178	Compound Not Detected.					
	61 Anthracene	178	Compound Not Detected.					
	62 Carbazole	167	Compound Not Detected.					

	Compounds	QUANT SIG MASS	RT	EXP RT	REL RT	RESPONSE	CONCENTRATIONS ON-COLUMN (ug/mL)	CONCENTRATIONS FINAL (ug/kg)
	63 Di-n-butylphthalate	149	Compound Not Detected.					
	64 Fluoranthene	202	Compound Not Detected.					
	65 Pyrene	202	Compound Not Detected.					
$	66 Terphenyl-d14	244	17.392	17.385	(0.916)	258429	17.0872	337.3
	67 Butylbenzylphthalate	149	Compound Not Detected.					
	68 Benzo(a)anthracene	228	Compound Not Detected.					
*	69 Chrysene-d12	240	18.989	18.982	(1.000)	325030	20.0000	
	70 3,3'-Dichlorobenzidine	252	Compound Not Detected.					
	71 Chrysene	228	Compound Not Detected.					
	72 bis(2-Ethylhexyl)phthalate	149	Compound Not Detected.					
*	134 Di-n-octylphthalate-d4	153	20.223	20.227	(1.000)	616212	20.0000	
	73 Di-n-octylphthalate	149	Compound Not Detected.					
	74 Benzo(b)fluoranthene	252	Compound Not Detected.					
	75 Benzo(k)fluoranthene	252	Compound Not Detected.					
	76 Benzo(a)pyrene	252	Compound Not Detected.					
*	77 Perylene-d12	264	21.110	21.103	(1.000)	163025	20.0000	
	78 Indeno(1,2,3-cd)pyrene	276	Compound Not Detected.					
	79 Dibenzo(a,h)anthracene	278	Compound Not Detected.					
	80 Benzo(g,h,i)perylene	276	Compound Not Detected.					

QC Flag Legend

M - Compound response manually integrated.

Analytical Resources, Inc.

INTERNAL STANDARD COMPOUNDS
AREA AND RT SUMMARY

Instrument ID: nt4.i
Lab File ID: ih28l.d
Lab Smp Id: IH28L
Analysis Type: SV
Quant Type: ISTD
Operator: VS
Method File: /chem3/nt4.i/20050802a.b/SW846.m
Misc Info: 05-11892

Calibration Date: 02-AUG-2005
Calibration Time: 21:28
Client Smp ID: AN-RI-SEDC-07A
Level: LOW
Sample Type: Sediment

		AREA LIMIT			
COMPOUND	STANDARD	LOWER	UPPER	SAMPLE	%DIFF
8 1,4-Dichlorobenze	121607	60804	243214	111956	-7.94
27 Naphthalene-d8	430121	215060	860242	394672	-8.24
42 Acenaphthene-d10	229587	114794	459174	221874	-3.36
59 Phenanthrene-d10	343054	171527	686108	356978	4.06
69 Chrysene-d12	260573	130286	521146	325030	24.74
134 Di-n-octylphthala	469301	234650	938602	616212	31.30
77 Perylene-d12	283780	141890	567560	163025	-42.55

		RT LIMIT			
COMPOUND	STANDARD	LOWER	UPPER	SAMPLE	%DIFF
8 1,4-Dichlorobenze	7.43	6.93	7.93	7.43	0.02
27 Naphthalene-d8	9.59	9.09	10.09	9.58	-0.04
42 Acenaphthene-d10	12.43	11.93	12.93	12.43	0.01
59 Phenanthrene-d10	14.75	14.25	15.25	14.75	0.01
69 Chrysene-d12	18.98	18.48	19.48	18.99	0.04
134 Di-n-octylphthala	20.23	19.73	20.73	20.22	-0.02
77 Perylene-d12	21.10	20.60	21.60	21.11	0.03

AREA UPPER LIMIT = +100% of internal standard area.
AREA LOWER LIMIT = - 50% of internal standard area.
RT UPPER LIMIT = + 0.50 minutes of internal standard RT.
RT LOWER LIMIT = - 0.50 minutes of internal standard RT.

Analytical Resources, Inc.

RECOVERY REPORT

Client Name: ANCHOR
Sample Matrix: SOLID
Lab Smp Id: IH28L
Level: LOW
Data Type: MS DATA
SpikeList File: tclp.spk
Sublist File: PSDDA.sub
Method File: /chem3/nt4.i/20050802a.b/SW846.m
Misc Info: 05-11892

Client SDG: IH28
Fraction: SV
Client Smp ID: AN-RI-SEDC-07A
Operator: VS
SampleType: SAMPLE
Quant Type: ISTD

SURROGATE COMPOUND	CONC ADDED ug/kg	CONC RECOVERED ug/kg	% RECOVERED	LIMITS
$ 1 2-Fluorophenol	741.6	436.4	58.84	24-112
$ 2 Phenol-d5	741.6	410.1	55.30	29-109
$ 5 2-Chlorophenol-d4	741.6	432.7	58.35	34-101
$ 10 1,2-Dichlorobenzen	494.4	248.0	50.16	30-84
$ 18 Nitrobenzene-d5	494.4	292.3	59.12	28-103
$ 36 2-Fluorobiphenyl	494.4	305.6	61.81	33-104
$ 55 2,4,6-Tribromophen	741.6	513.7	69.28	27-134
$ 66 Terphenyl-d14	494.4	337.3	68.23	31-120

Data File: /chem3/nt4.i/20050802a.b/ih281.d
Date : 03-AUG-2005 08:25
Client ID: AN-RI-SEDC-07A
Sample Info: IH28L
Volume Injected (uL): 1.0
Column phase: RTX-5

Instrument: nt4.i
Operator: VS
Column diameter: 0.32

000330

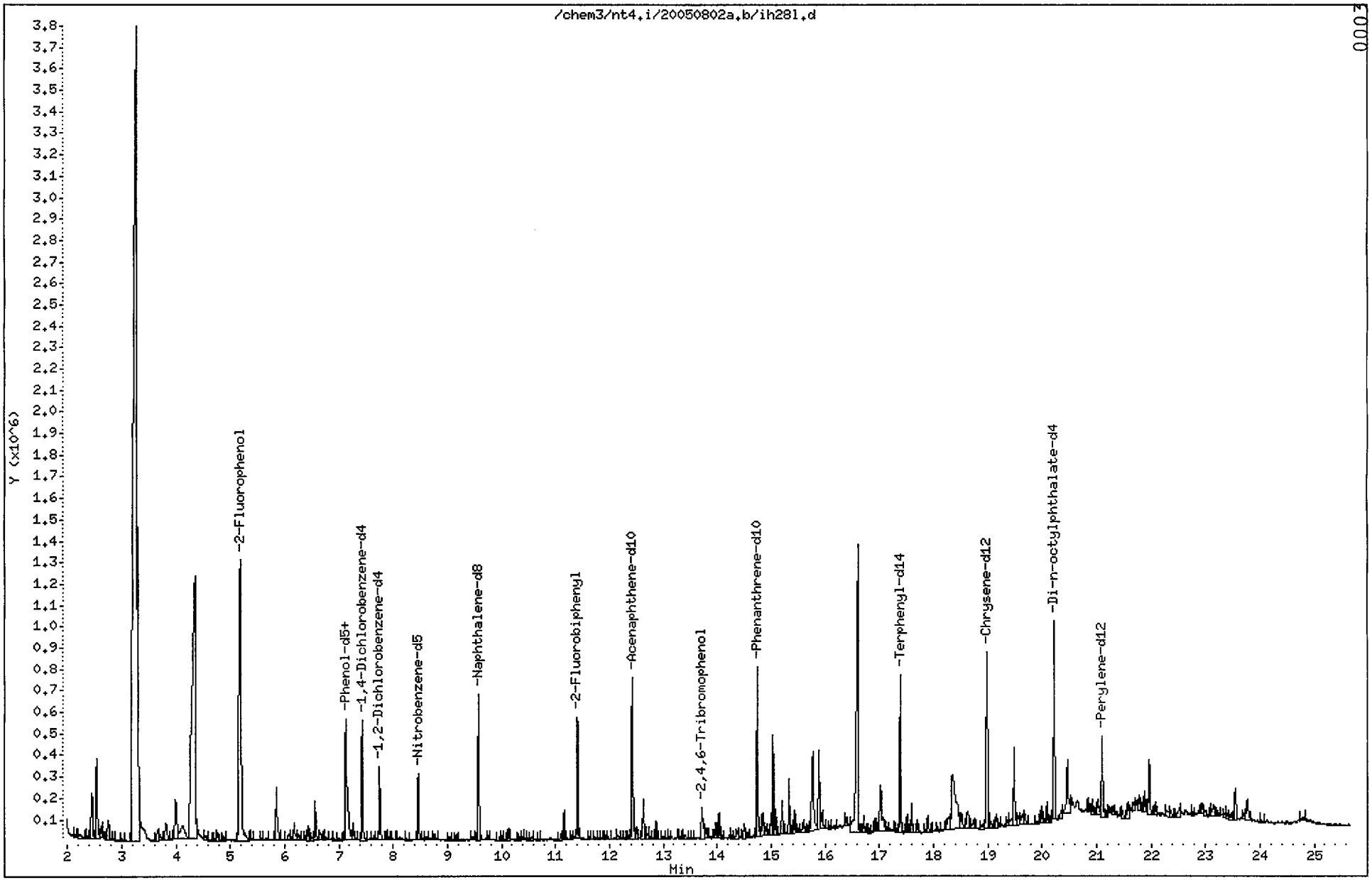

Data File: /chem3/nt4.i/20050802a.b/ih281.d
Injection Date: 03-AUG-2005 08:25
Instrument: nt4.i
Client Sample ID: AN-RI-SEDC-07A

Compound: 2,4,6-Tribromophenol
CAS Number: 118-79-6

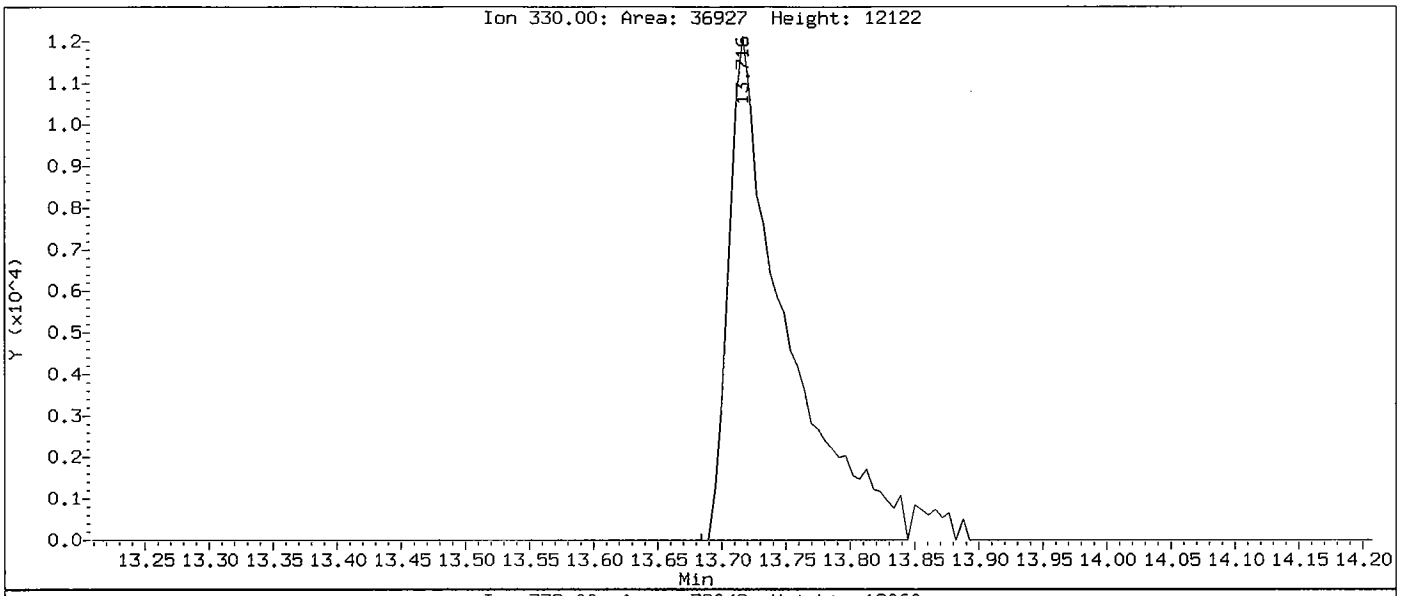

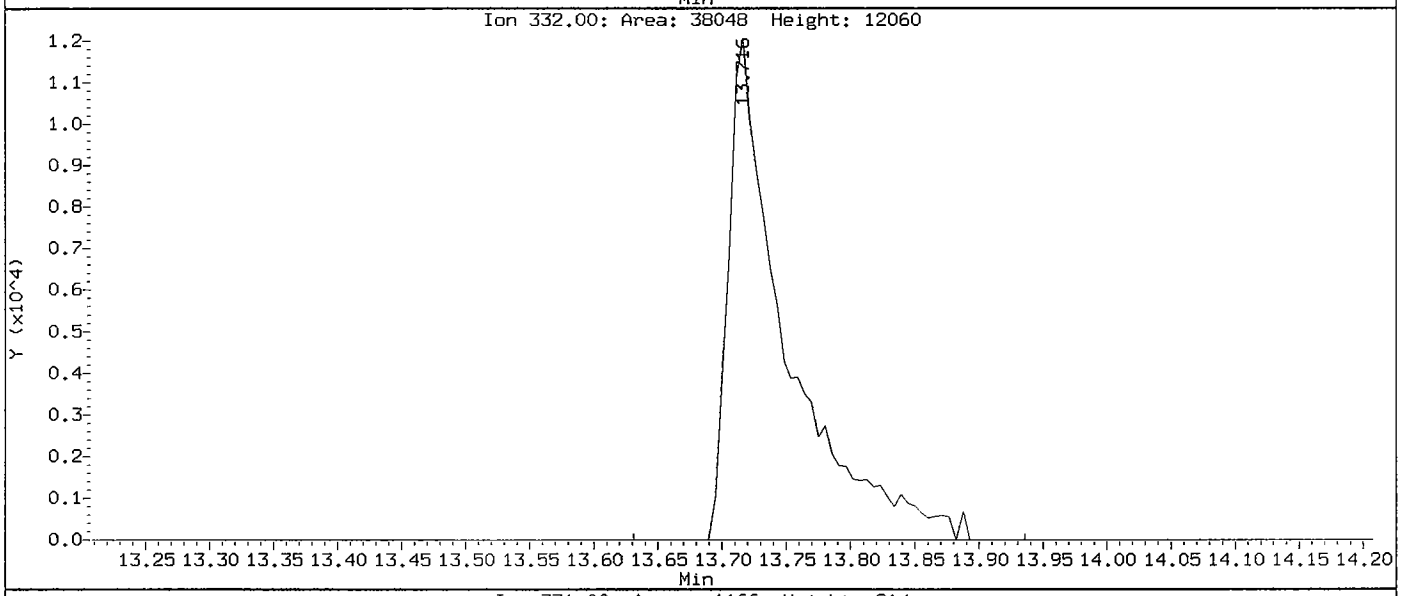

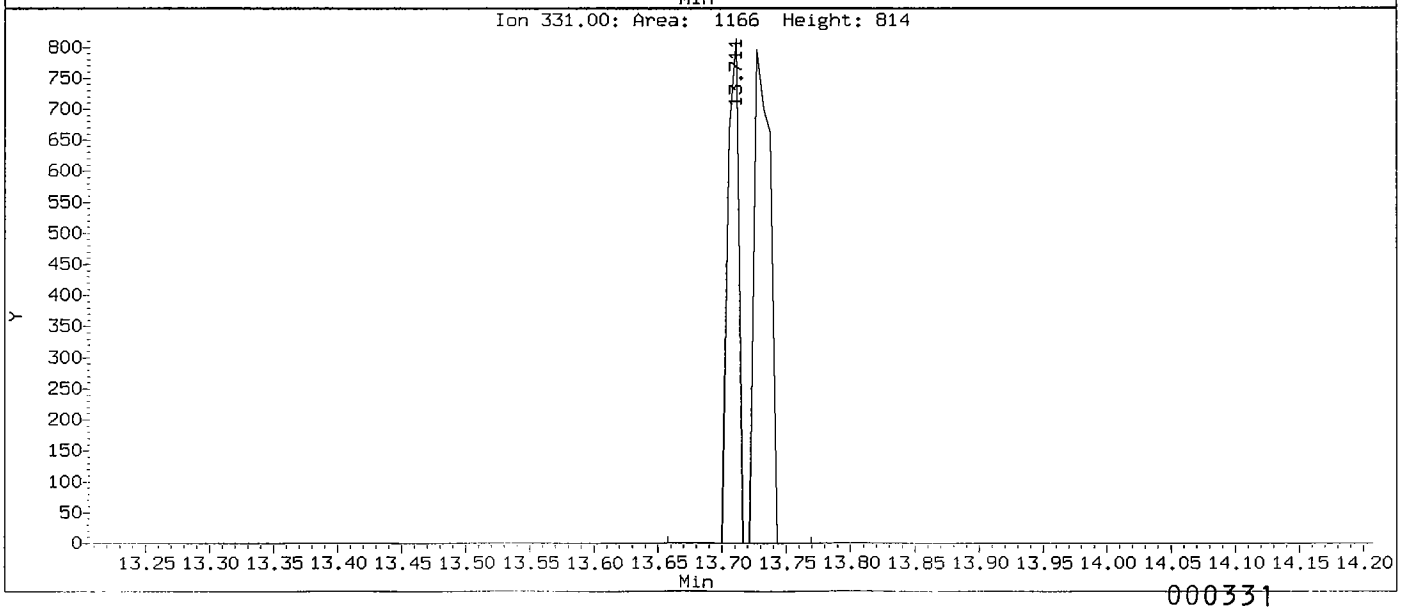

ANALYTICAL RESOURCES INCORPORATED

ORGANICS ANALYSIS DATA SHEET
PSDDA Semivolatiles by SW8270D GC/MS **Sample ID: AN-RI-SEDC-07B**
Page 1 of 1 **SAMPLE**

Lab Sample ID: IH28M
LIMS ID: 05-11893
Matrix: Sediment
Data Release Authorized:
Reported: 08/04/05

QC Report No: IH28-Anchor Environmental
Project: KC Former Scott Mill
00010501/T2
Date Sampled: 07/14/05
Date Received: 07/18/05

Date Extracted: 07/25/05
Date Analyzed: 08/03/05 08:58
Instrument/Analyst: NT4/LJR
GPC Cleanup: No

Sample Amount: 25.6 g-dry-wt
Final Extract Volume: 0.5 mL
Dilution Factor: 1.00
Percent Moisture: 47.1%
pH: 7.3

CAS Number	Analyte	RL	Result
108-95-2	Phenol	20	< 20 U
100-51-6	Benzyl Alcohol	20	< 20 U
95-48-7	2-Methylphenol	20	< 20 U
106-44-5	**4-Methylphenol**	**20**	**130**
67-72-1	Hexachloroethane	20	< 20 U
105-67-9	2,4-Dimethylphenol	20	< 20 U
65-85-0	Benzoic Acid	200	< 200 U
120-82-1	1,2,4-Trichlorobenzene	20	< 20 U
91-20-3	**Naphthalene**	**20**	**61**
87-68-3	Hexachlorobutadiene	20	< 20 U
91-57-6	2-Methylnaphthalene	20	< 20 U
131-11-3	Dimethylphthalate	20	< 20 U
208-96-8	Acenaphthylene	20	< 20 U
83-32-9	Acenaphthene	20	< 20 U
132-64-9	Dibenzofuran	20	< 20 U
84-66-2	Diethylphthalate	20	< 20 U
86-73-7	Fluorene	20	< 20 U
86-30-6	N-Nitrosodiphenylamine	20	< 20 U
87-86-5	Pentachlorophenol	98	< 98 U
85-01-8	**Phenanthrene**	**20**	**61**
120-12-7	Anthracene	20	< 20 U
84-74-2	Di-n-Butylphthalate	20	< 20 U
206-44-0	**Fluoranthene**	**20**	**87**
129-00-0	**Pyrene**	**20**	**89**
85-68-7	**Butylbenzylphthalate**	**20**	**20**
56-55-3	**Benzo(a)anthracene**	**20**	**24**
117-81-7	bis(2-Ethylhexyl)phthalate	20	< 20 U
218-01-9	**Chrysene**	**20**	**29**
117-84-0	Di-n-Octyl phthalate	20	< 20 U
205-99-2	**Benzo(b)fluoranthene**	**20**	**24**
207-08-9	**Benzo(k)fluoranthene**	**20**	**33**
50-32-8	**Benzo(a)pyrene**	**20**	**31**
193-39-5	Indeno(1,2,3-cd)pyrene	20	< 20 U
53-70-3	Dibenz(a,h)anthracene	20	< 20 U
191-24-2	Benzo(g,h,i)perylene	20	< 20 U

Reported in µg/kg (ppb)

Semivolatile Surrogate Recovery

d5-Nitrobenzene	58.0%	2-Fluorobiphenyl	57.6%
d14-p-Terphenyl	68.4%	d4-1,2-Dichlorobenzene	46.8%
d5-Phenol	54.4%	2-Fluorophenol	58.9%
2,4,6-Tribromophenol	64.8%	d4-2-Chlorophenol	57.3%

Analytical Resources, Inc.

Semivolatile Report SW846 Method 8270C

Data file : /chem3/nt4.i/20050802a.b/ih28m.d
Lab Smp Id: IH28M Client Smp ID: AN-RI-SEDC-07B
Inj Date : 03-AUG-2005 08:58
Operator : VS Inst ID: nt4.i
Smp Info : IH28M
Misc Info : 05-11893
Comment : 1ul Injection
Method : /chem3/nt4.i/20050802a.b/SW846.m
Meth Date : 03-Aug-2005 16:32 jeff Quant Type: ISTD
Cal Date : 02-AUG-2005 20:22 Cal File: 0100802.d
Als bottle: 30
Dil Factor: 1.00000
Integrator: HP RTE Compound Sublist: PSDDA.sub
Target Version: 3.50

Concentration Formula: Amt * DF * Vt/(Ws * (100 - M)/100) * CpndVariable

Name	Value	Description
DF	1.00000	Dilution Factor
Vt	500.00000	Volume of final extract (uL)
Ws	48.40000	Weight of sample extracted (g)
M	47.10000	% Moisture

Cpnd Variable Local Compound Variable

Compounds	QUANT SIG MASS	RT	EXP RT	REL RT	RESPONSE	CONCENTRATIONS ON-COLUMN (ug/mL)	CONCENTRATIONS FINAL (ug/kg)
$ 1 2-Fluorophenol	112	5.222	5.135	(0.703)	181646	22.0565	430.7
$ 2 Phenol-d5	99	7.140	7.112	(0.961)	217818	20.4108	398.6
3 Phenol	94	Compound Not Detected.					
$ 5 2-Chlorophenol-d4	132	7.135	7.117	(0.960)	183244	21.5103	420.1
4 Bis(2-Chloroethyl)ether	93	Compound Not Detected.					
6 2-Chlorophenol	128	Compound Not Detected.					
7 1,3-Dichlorobenzene	146	Compound Not Detected.					
* 8 1,4-Dichlorobenzene-d4	152	7.429	7.427	(1.000)	117679	20.0000	
9 1,4-Dichlorobenzene	146	Compound Not Detected.					
$ 10 1,2-Dichlorobenzene-d4	152	7.749	7.753	(1.043)	63011	11.6914	228.3
12 1,2-Dichlorobenzene	146	Compound Not Detected.					
11 Benzyl alcohol	108	Compound Not Detected.					
14 2,2'-oxybis(1-Chloropropane)	45	Compound Not Detected.					
13 2-Methylphenol	108	Compound Not Detected.					
17 Hexachloroethane	117	Compound Not Detected.					

	Compounds	QUANT SIG MASS	RT	EXP RT	REL RT	RESPONSE	CONCENTRATIONS ON-COLUMN (ug/mL)	FINAL (ug/kg)
16	N-Nitroso-di-n-propylamine	70	Compound Not Detected.					
15	4-Methylphenol	108	8.433	8.389	(1.135)	53530	6.71911	131.2(M)
$ 18	Nitrobenzene-d5	82	8.465	8.469	(0.883)	166545	14.5049	283.3
19	Nitrobenzene	77	Compound Not Detected.					
20	Isophorone	82	Compound Not Detected.					
21	2-Nitrophenol	139	Compound Not Detected.					
22	2,4-Dimethylphenol	107	Compound Not Detected.					
23	Bis(2-Chloroethoxy)methane	93	Compound Not Detected.					
24	Benzoic acid	105	Compound Not Detected.					
25	2,4-Dichlorophenol	162	Compound Not Detected.					
26	1,2,4-Trichlorobenzene	180	Compound Not Detected.					
* 27	Naphthalene-d8	136	9.582	9.585	(1.000)	428961	20.0000	
28	Naphthalene	128	9.614	9.617	(1.003)	73109	3.11232	60.78
29	4-Chloroaniline	127	Compound Not Detected.					
30	Hexachlorobutadiene	225	Compound Not Detected.					
31	4-Chloro-3-methylphenol	107	Compound Not Detected.					
32	2-Methylnaphthalene	141	Compound Not Detected.					
33	Hexachlorocyclopentadiene	237	Compound Not Detected.					
34	2,4,6-Trichlorophenol	196	Compound Not Detected.					
35	2,4,5-Trichlorophenol	196	Compound Not Detected.					
$ 36	2-Fluorobiphenyl	172	11.414	11.412	(0.918)	225234	14.4343	281.9
37	2-Chloronaphthalene	162	Compound Not Detected.					
38	2-Nitroaniline	65	Compound Not Detected.					
39	Dimethylphthalate	163	Compound Not Detected.					
40	Acenaphthylene	152	Compound Not Detected.					
41	2,6-Dinitrotoluene	165	Compound Not Detected.					
* 42	Acenaphthene-d10	164	12.429	12.427	(1.000)	239125	20.0000	
43	3-Nitroaniline	138	Compound Not Detected.					
44	Acenaphthene	153	Compound Not Detected.					
45	2,4-Dinitrophenol	184	Compound Not Detected.					
46	Dibenzofuran	168	Compound Not Detected.					
47	4-Nitrophenol	109	Compound Not Detected.					
48	2,4-Dinitrotoluene	165	Compound Not Detected.					
50	Diethylphthalate	149	Compound Not Detected.					
49	Fluorene	166	Compound Not Detected.					
51	4-Chlorophenyl-phenylether	204	Compound Not Detected.					
52	4-Nitroaniline	138	Compound Not Detected.					
53	4,6-Dinitro-2-methylphenol	198	Compound Not Detected.					
54	N-Nitrosodiphenylamine	169	Compound Not Detected.					
$ 55	2,4,6-Tribromophenol	330	13.722	13.709	(1.104)	37165	24.2593	473.7
56	4-Bromophenyl-phenylether	248	Compound Not Detected.					
57	Hexachlorobenzene	284	Compound Not Detected.					
58	Pentachlorophenol	266	Compound Not Detected.					
* 59	Phenanthrene-d10	188	14.753	14.746	(1.000)	395747	20.0000	
60	Phenanthrene	178	14.785	14.783	(1.002)	75296	3.12880	61.10
61	Anthracene	178	Compound Not Detected.					
62	Carbazole	167	Compound Not Detected.					

	Compounds	QUANT SIG MASS	RT	EXP RT	REL RT	RESPONSE	CONCENTRATIONS ON-COLUMN (ug/mL)	FINAL (ug/kg)
63	Di-n-butylphthalate	149	Compound Not Detected.					
64	Fluoranthene	202	16.692	16.674	(1.131)	101006	4.44294	86.76
65	Pyrene	202	17.039	17.016	(0.896)	113064	4.55509	88.95
$ 66	Terphenyl-d14	244	17.402	17.385	(0.915)	252683	17.0645	333.2
67	Butylbenzylphthalate	149	18.305	18.298	(0.963)	11650	1.01842	19.89
68	Benzo(a)anthracene	228	18.984	18.955	(0.998)	27156	1.24216	24.26
* 69	Chrysene-d12	240	19.016	18.982	(1.000)	317667	20.0000	
70	3,3'-Dichlorobenzidine	252	Compound Not Detected.					
71	Chrysene	228	19.048	19.025	(1.002)	31696	1.47504	28.81
72	bis(2-Ethylhexyl)phthalate	149	Compound Not Detected.					
* 134	Di-n-octylphthalate-d4	153	20.250	20.227	(1.000)	619881	20.0000	
73	Di-n-octylphthalate	149	Compound Not Detected.					
74	Benzo(b)fluoranthene	252	20.613	20.585	(0.975)	12545	1.24431	24.30
75	Benzo(k)fluoranthene	252	20.640	20.622	(0.976)	16448	1.70412	33.28(M)
76	Benzo(a)pyrene	252	21.051	21.017	(0.996)	14475	1.59953	31.24(H)
* 77	Perylene-d12	264	21.142	21.103	(1.000)	146031	20.0000	
78	Indeno(1,2,3-cd)pyrene	276	Compound Not Detected.					
79	Dibenzo(a,h)anthracene	278	Compound Not Detected.					
80	Benzo(g,h,i)perylene	276	Compound Not Detected.					

QC Flag Legend

M - Compound response manually integrated.
H - Operator selected an alternate compound hit.

Analytical Resources, Inc.

INTERNAL STANDARD COMPOUNDS
AREA AND RT SUMMARY

Instrument ID: nt4.i
Lab File ID: ih28m.d
Lab Smp Id: IH28M
Analysis Type: SV
Quant Type: ISTD
Operator: VS
Method File: /chem3/nt4.i/20050802a.b/SW846.m
Misc Info: 05-11893

Calibration Date: 02-AUG-2005
Calibration Time: 21:28
Client Smp ID: AN-RI-SEDC-07B
Level: LOW
Sample Type: Sediment

COMPOUND	STANDARD	AREA LIMIT LOWER	AREA LIMIT UPPER	SAMPLE	%DIFF
8 1,4-Dichlorobenze	121607	60804	243214	117679	-3.23
27 Naphthalene-d8	430121	215060	860242	428961	-0.27
42 Acenaphthene-d10	229587	114794	459174	239125	4.15
59 Phenanthrene-d10	343054	171527	686108	395747	15.36
69 Chrysene-d12	260573	130286	521146	317667	21.91
134 Di-n-octylphthala	469301	234650	938602	619881	32.09
77 Perylene-d12	283780	141890	567560	146031	-48.54

COMPOUND	STANDARD	RT LIMIT LOWER	RT LIMIT UPPER	SAMPLE	%DIFF
8 1,4-Dichlorobenze	7.43	6.93	7.93	7.43	0.02
27 Naphthalene-d8	9.59	9.09	10.09	9.58	-0.04
42 Acenaphthene-d10	12.43	11.93	12.93	12.43	0.01
59 Phenanthrene-d10	14.75	14.25	15.25	14.75	0.05
69 Chrysene-d12	18.98	18.48	19.48	19.02	0.18
134 Di-n-octylphthala	20.23	19.73	20.73	20.25	0.11
77 Perylene-d12	21.10	20.60	21.60	21.14	0.18

AREA UPPER LIMIT = +100% of internal standard area.
AREA LOWER LIMIT = - 50% of internal standard area.
RT UPPER LIMIT = + 0.50 minutes of internal standard RT.
RT LOWER LIMIT = - 0.50 minutes of internal standard RT.

Analytical Resources, Inc.

RECOVERY REPORT

Client Name: ANCHOR
Sample Matrix: SOLID
Lab Smp Id: IH28M
Level: LOW
Data Type: MS DATA
SpikeList File: tclp.spk
Sublist File: PSDDA.sub
Method File: /chem3/nt4.i/20050802a.b/SW846.m
Misc Info: 05-11893

Client SDG: IH28
Fraction: SV
Client Smp ID: AN-RI-SEDC-07B
Operator: VS
SampleType: SAMPLE
Quant Type: ISTD

SURROGATE COMPOUND	CONC ADDED ug/kg	CONC RECOVERED ug/kg	% RECOVERED	LIMITS
$ 1 2-Fluorophenol	732.3	430.7	58.82	24-112
$ 2 Phenol-d5	732.3	398.6	54.43	29-109
$ 5 2-Chlorophenol-d4	732.3	420.1	57.36	34-101
$ 10 1,2-Dichlorobenzen	488.2	228.3	46.77	30-84
$ 18 Nitrobenzene-d5	488.2	283.3	58.02	28-103
$ 36 2-Fluorobiphenyl	488.2	281.9	57.74	33-104
$ 55 2,4,6-Tribromophen	732.3	473.7	64.69	27-134
$ 66 Terphenyl-d14	488.2	333.2	68.26	31-120

Data File: /chem3/nt4.i/20050802a.b/ih28m.d
Date : 03-AUG-2005 08:58
Client ID: AN-RI-SEDC-07B
Sample Info: IH28M
Volume Injected (uL): 1.0
Column phase: RTX-5

Instrument: nt4.i
Operator: VS
Column diameter: 0.32

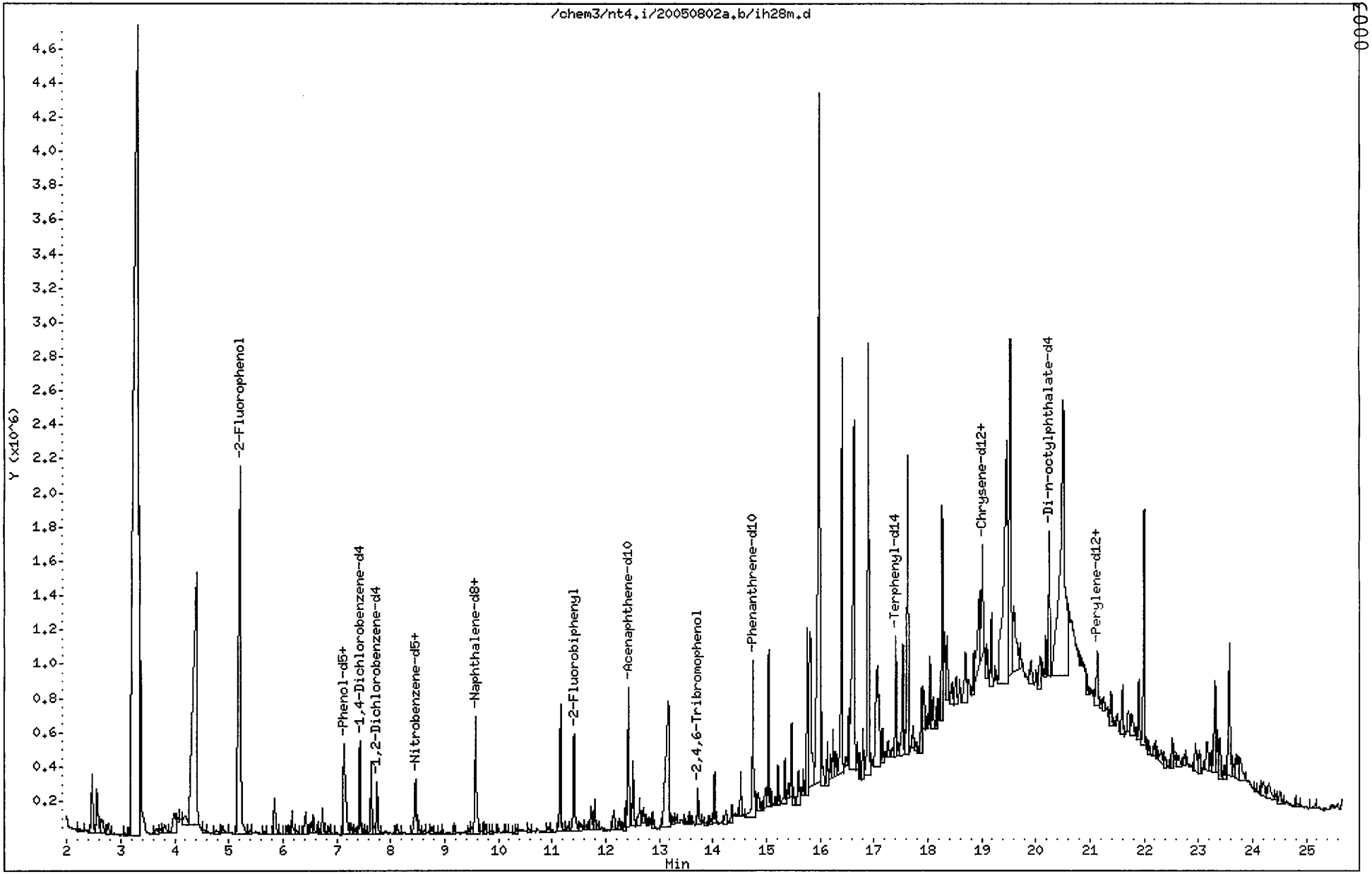

Data File: /chem3/nt4.i/20050802a.b/ih28m.d

Date : 03-AUG-2005 08:58

Client ID: AN-RI-SEDC-07B

Instrument: nt4.i

Sample Info: IH28M

Volume Injected (uL): 1.0

Operator: VS

Column phase: RTX-5

Column diameter: 0.32

15 4-Methylphenol

Concentration: 131.2 ug/kg

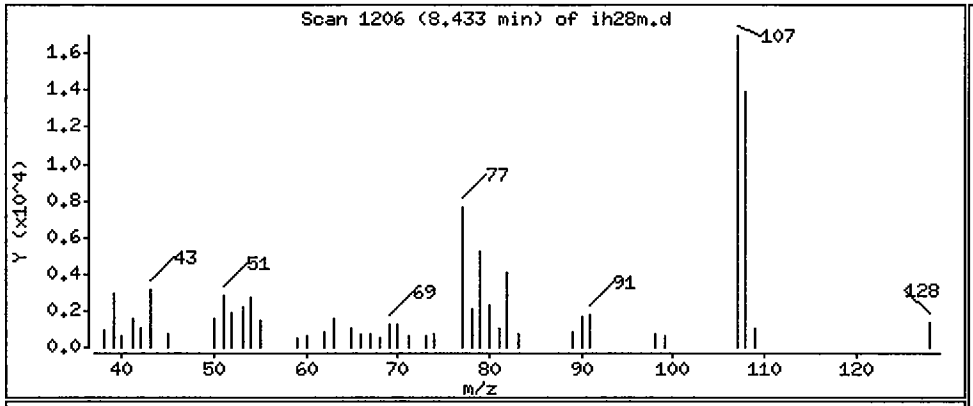

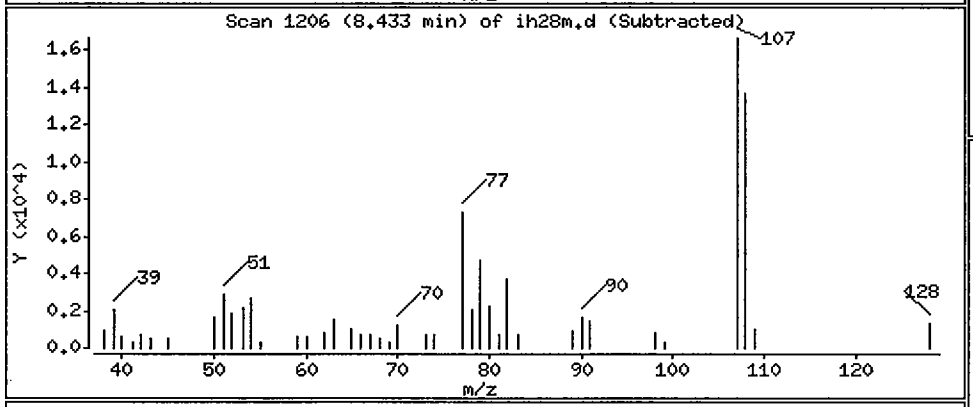

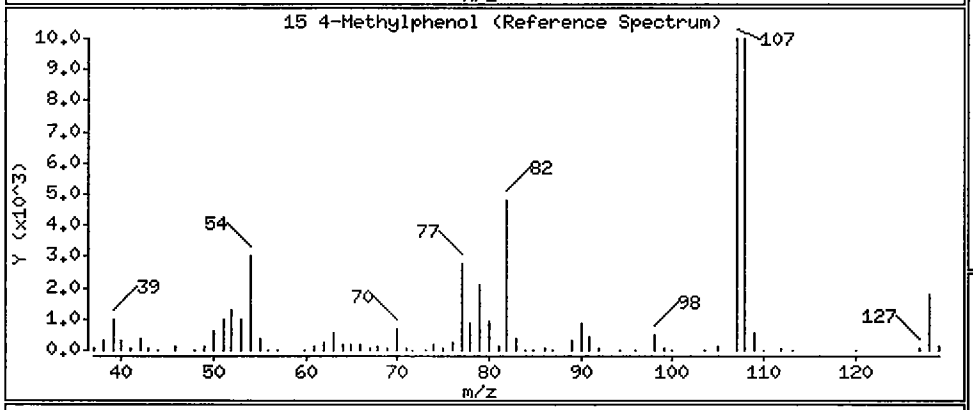

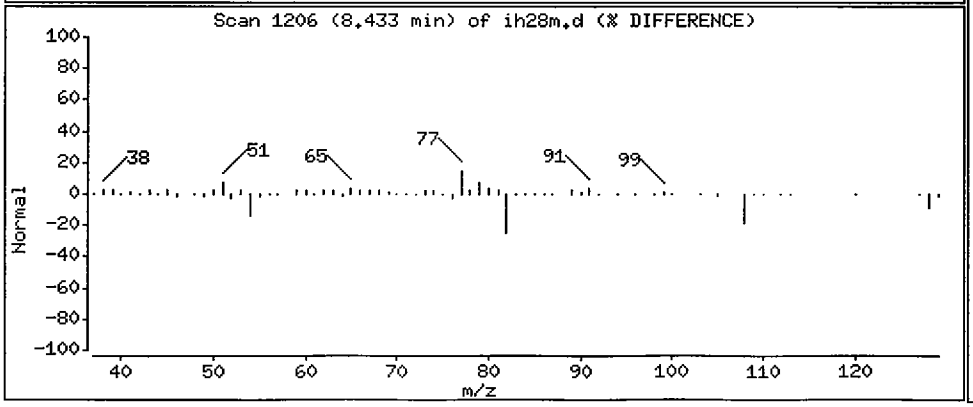

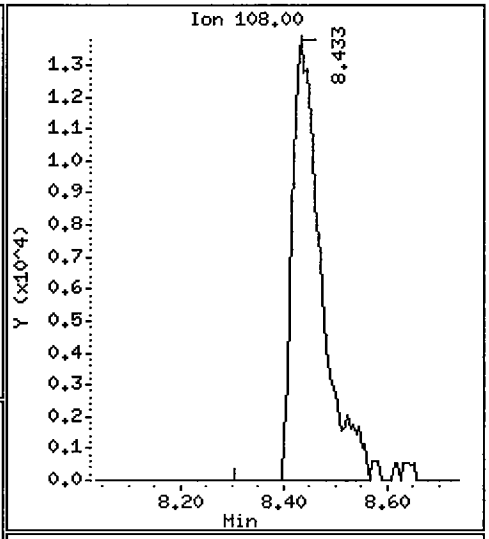

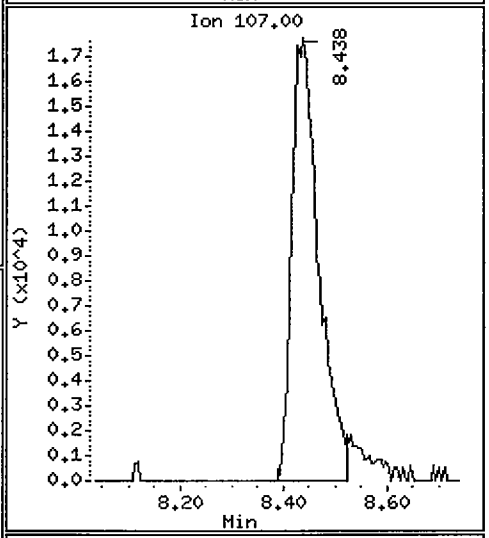

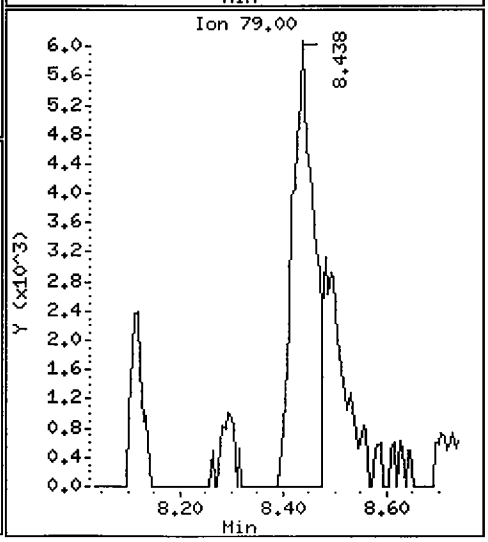

Data File: /chem3/nt4.i/20050802a.b/ih28m.d

Date : 03-AUG-2005 08:58

Client ID: AN-RI-SEDC-07B

Instrument: nt4.i

Sample Info: IH28M

Volume Injected (uL): 1.0

Operator: VS

Column phase: RTX-5

Column diameter: 0.32

28 Naphthalene

Concentration: 60.78 ug/kg

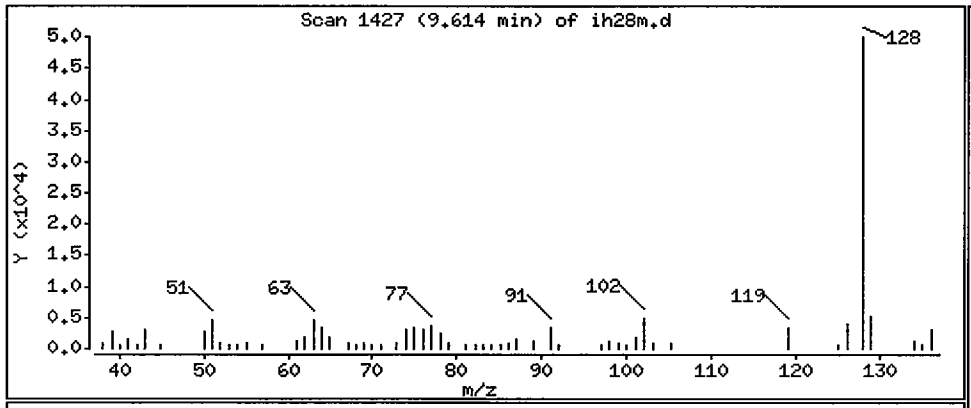

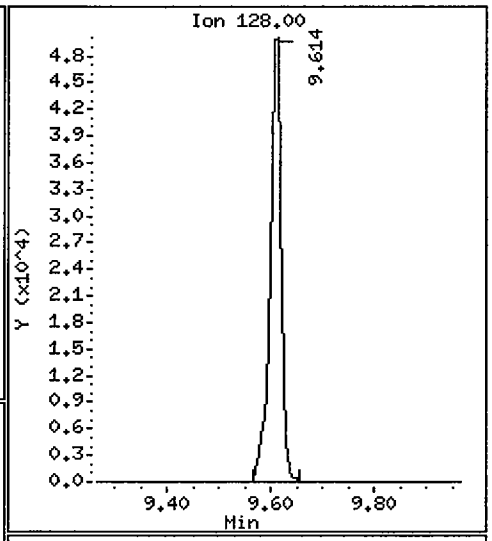

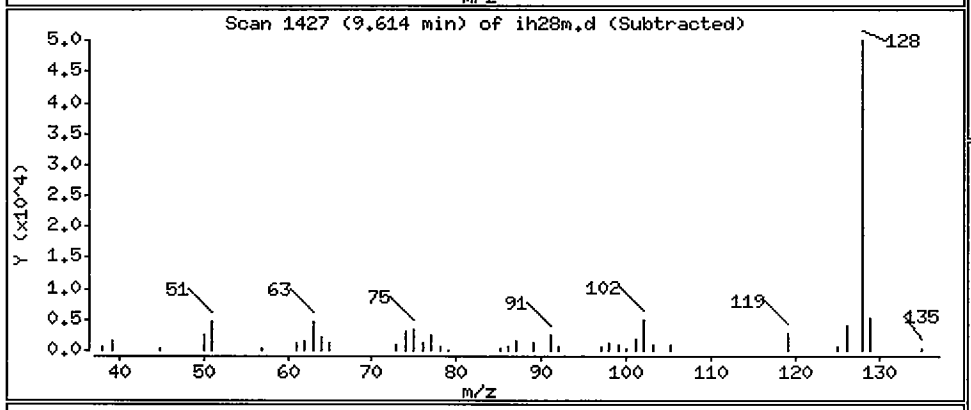

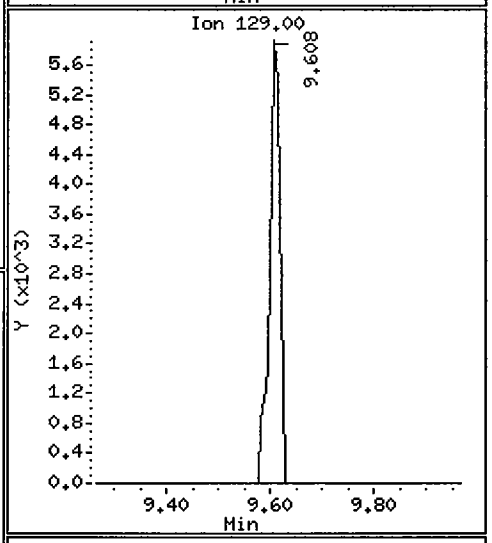

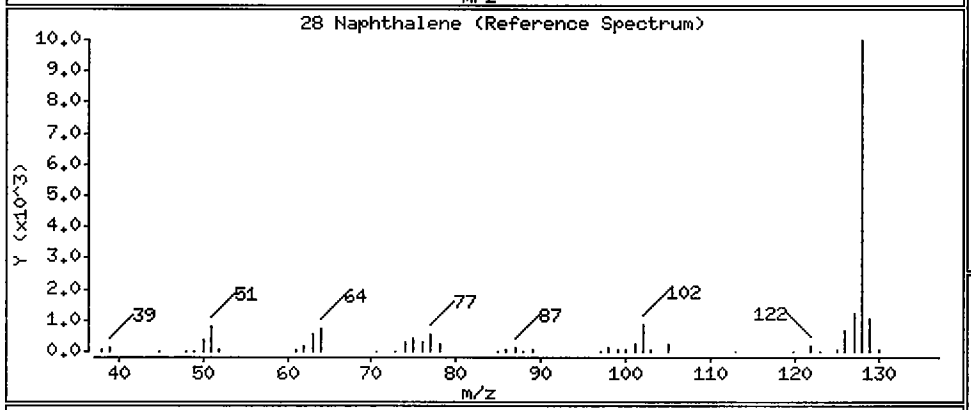

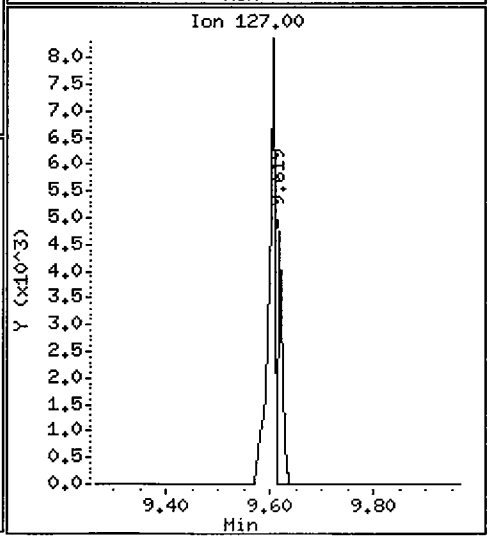

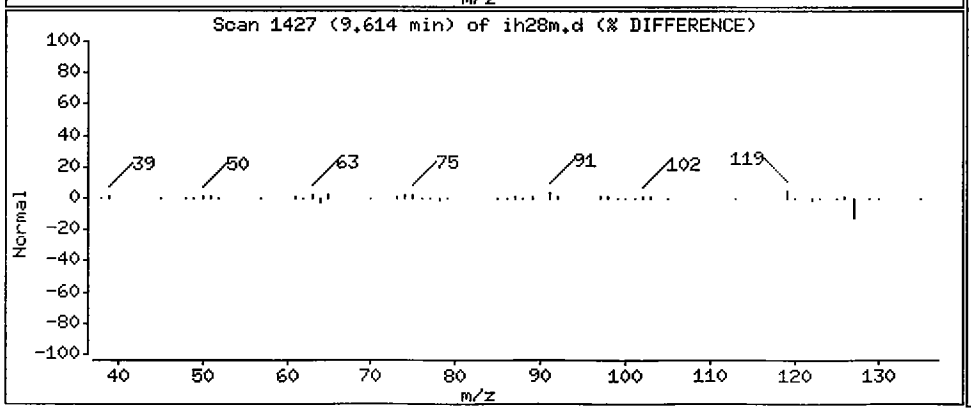

Data File: /chem3/nt4.i/20050802a.b/ih28m.d

Date : 03-AUG-2005 08:58

Client ID: AN-RI-SEDC-07B

Instrument: nt4.i

Sample Info: IH28M

Volume Injected (uL): 1.0

Operator: VS

Column phase: RTX-5

Column diameter: 0.32

60 Phenanthrene

Concentration: 61.10 ug/kg

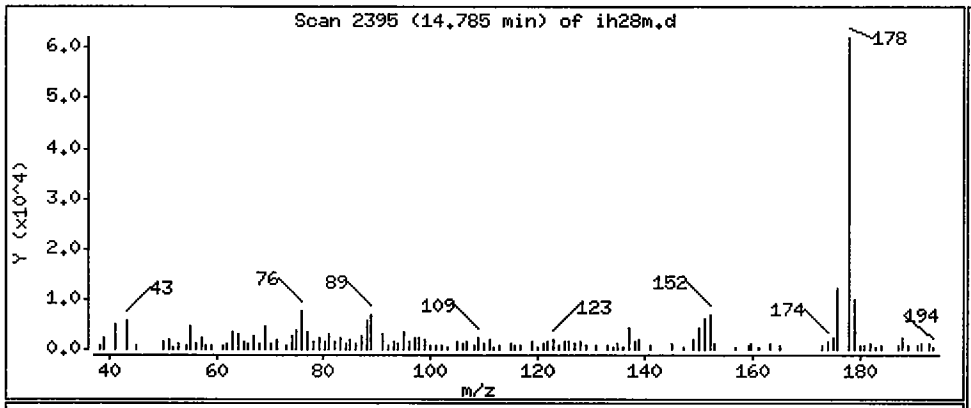

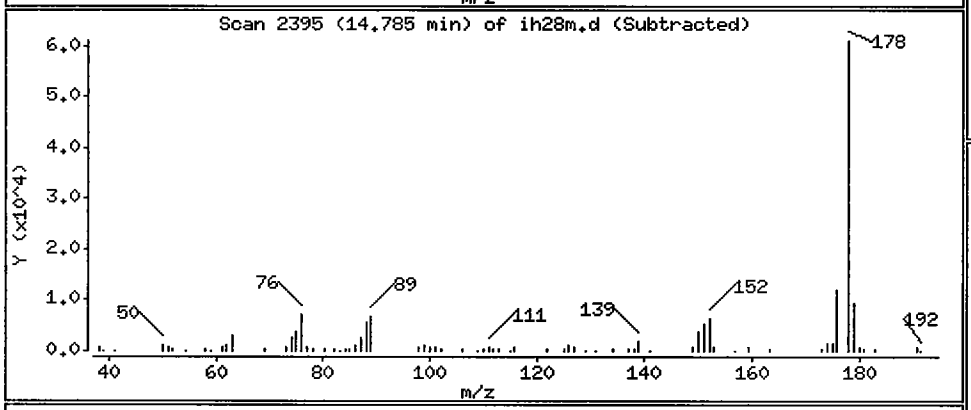

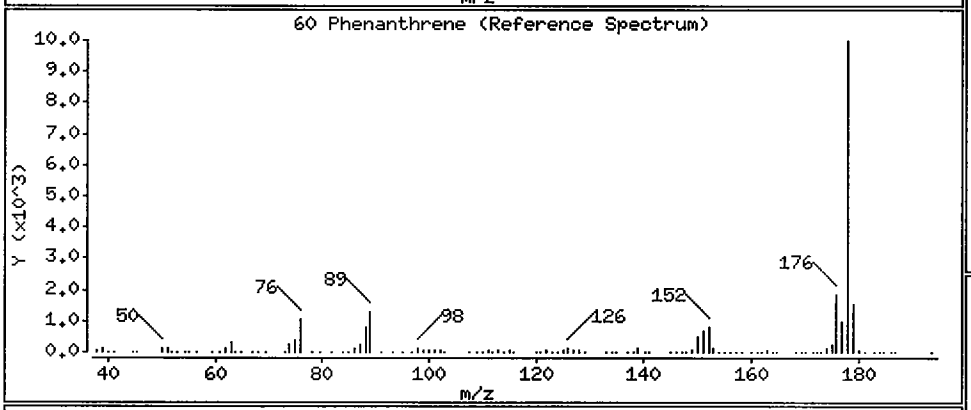

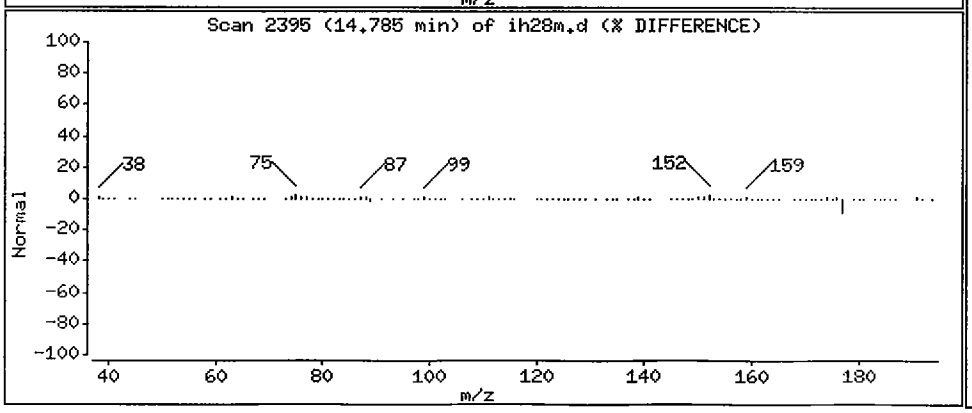

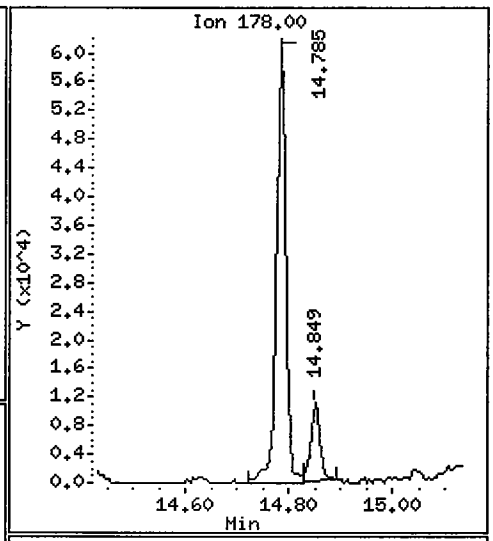

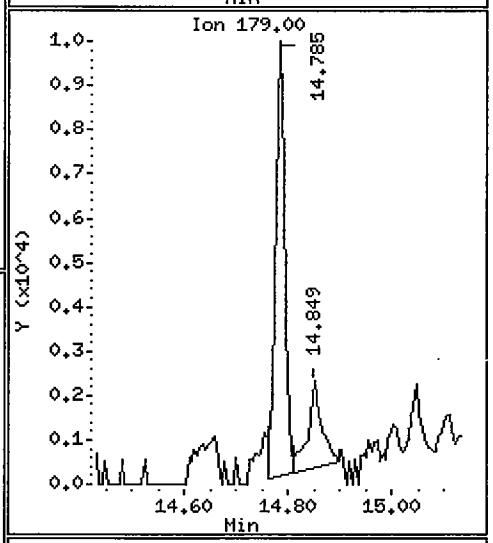

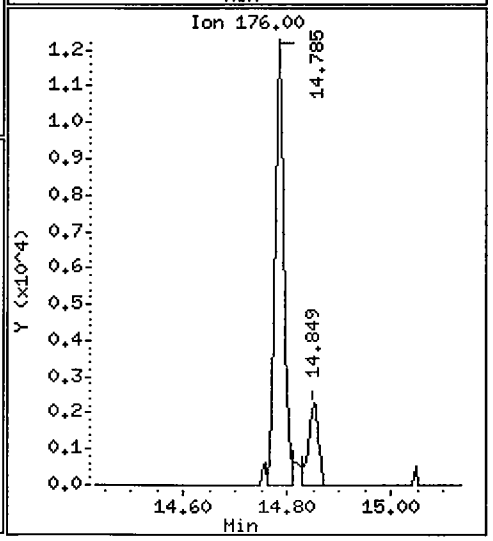

Data File: /chem3/nt4.i/20050802a.b/ih28m.d

Date : 03-AUG-2005 08:58

Client ID: AN-RI-SEDC-07B

Instrument: nt4.i

Sample Info: IH28M

Volume Injected (uL): 1.0

Operator: VS

Column phase: RTX-5

Column diameter: 0.32

64 Fluoranthene

Concentration: 86.76 ug/kg

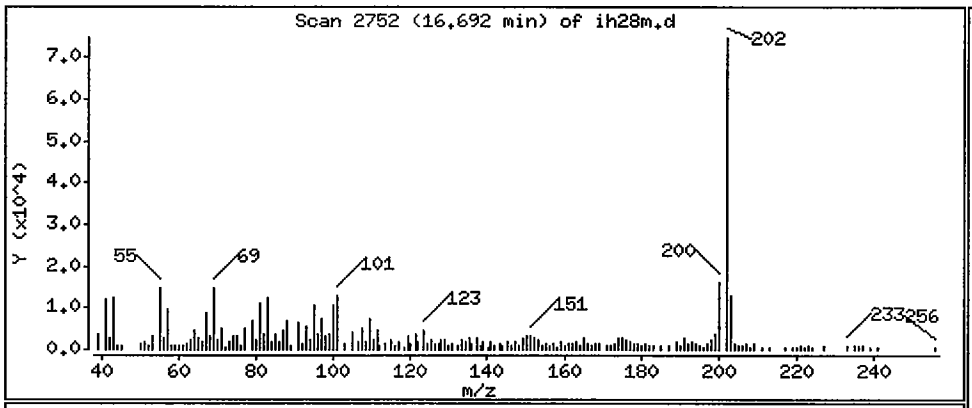

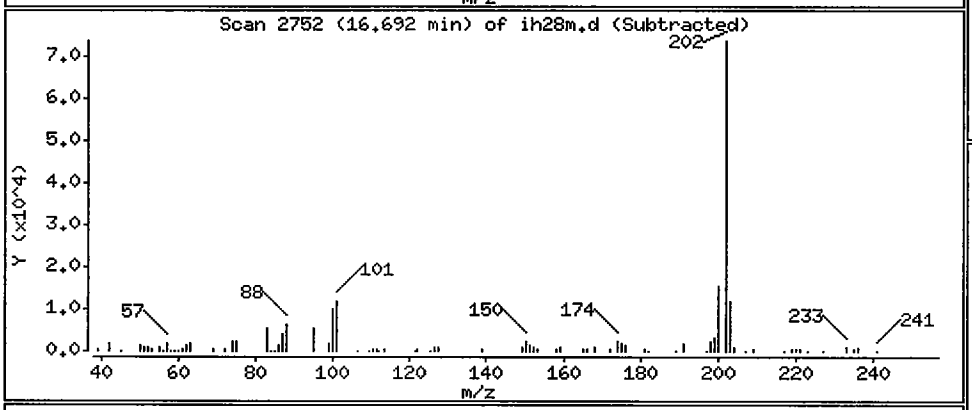

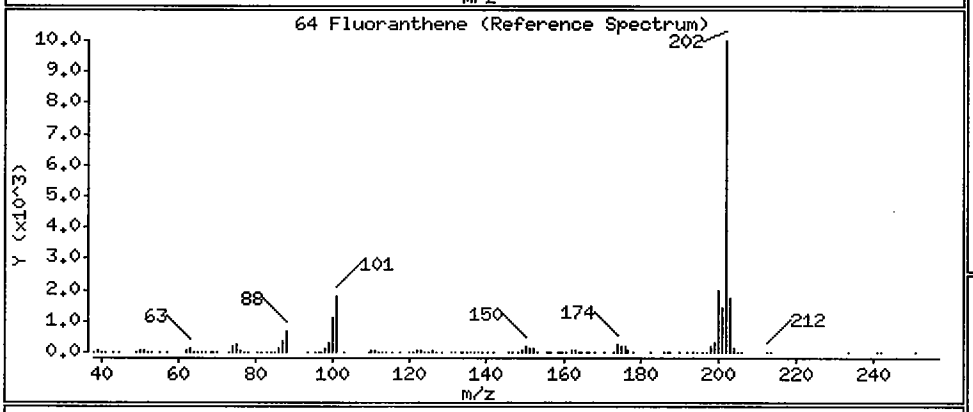

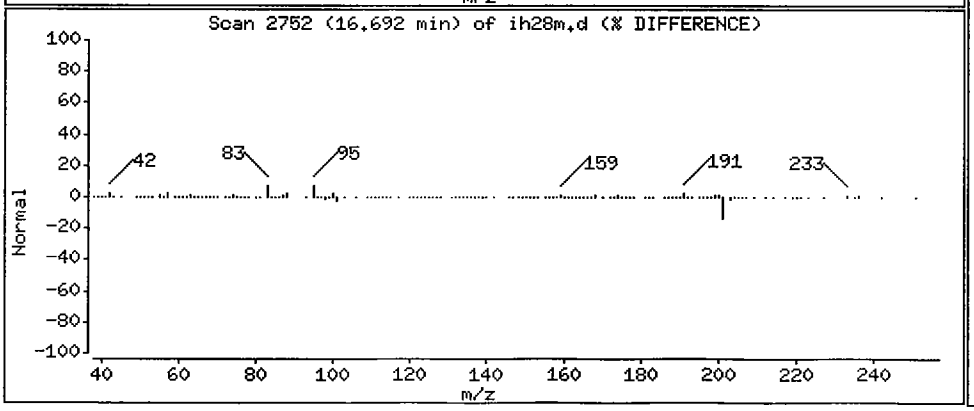

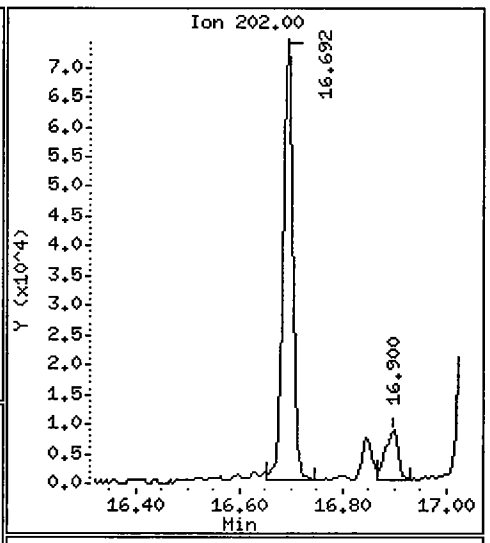

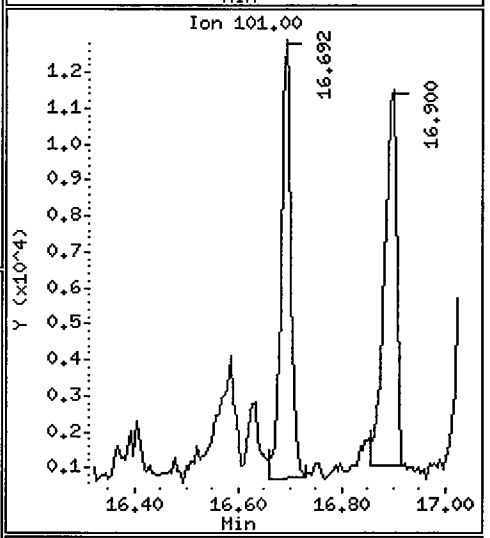

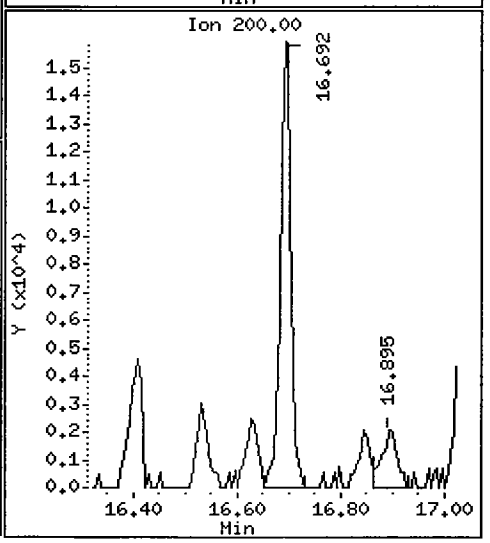

Data File: /chem3/nt4.i/20050802a.b/ih28m.d

Date : 03-AUG-2005 08:58

Client ID: AN-RI-SEDC-07B

Instrument: nt4.i

Sample Info: IH28M

Volume Injected (uL): 1.0

Operator: VS

Column phase: RTX-5

Column diameter: 0.32

65 Pyrene

Concentration: 88.95 ug/kg

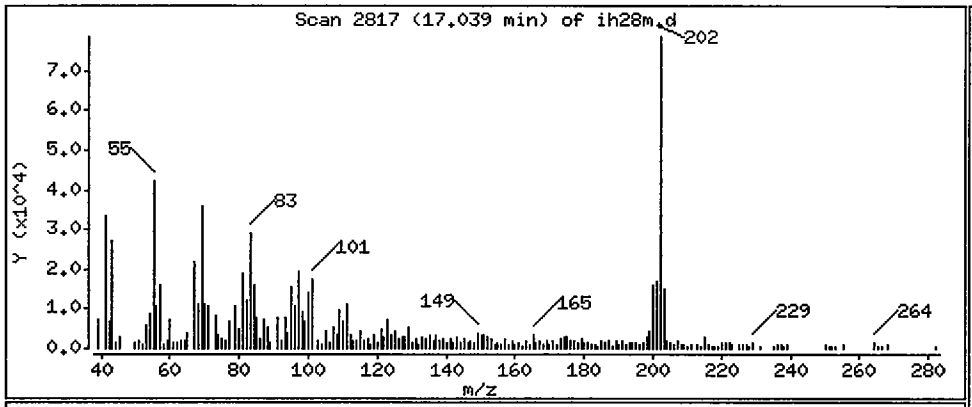

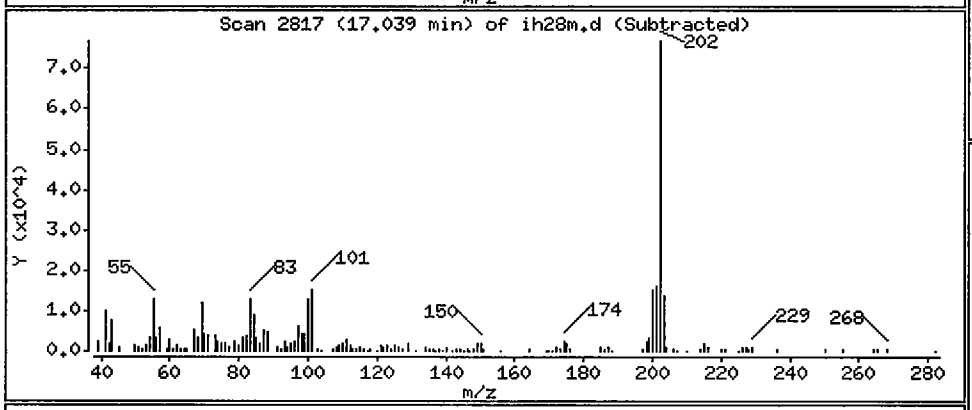

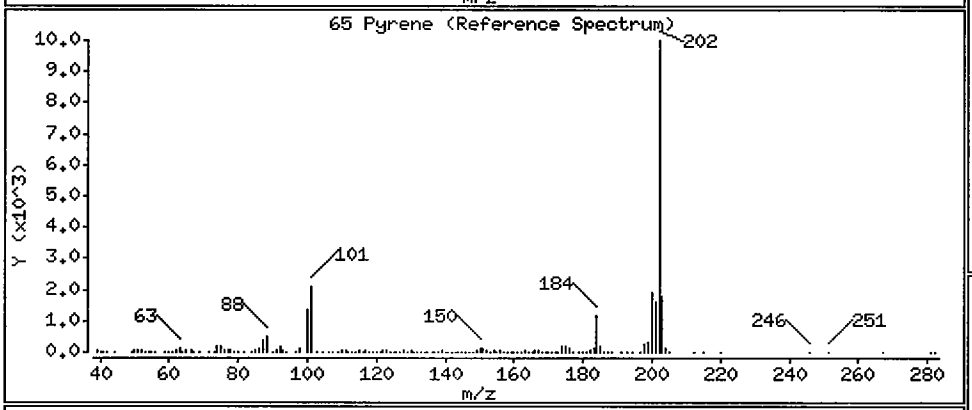

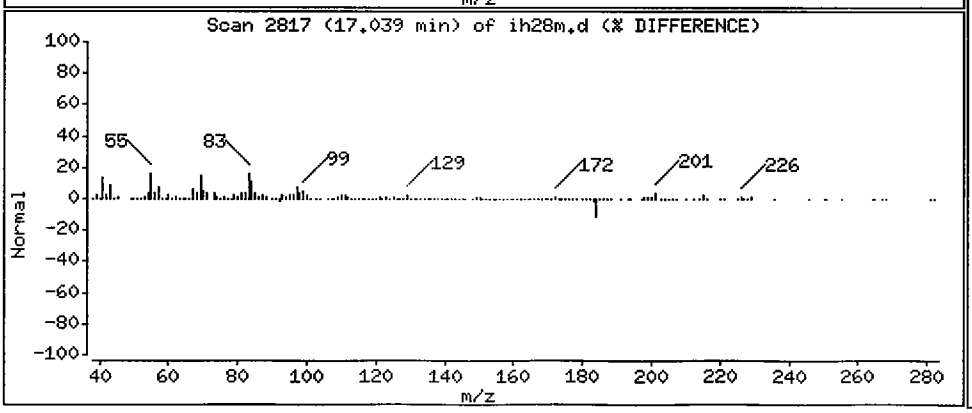

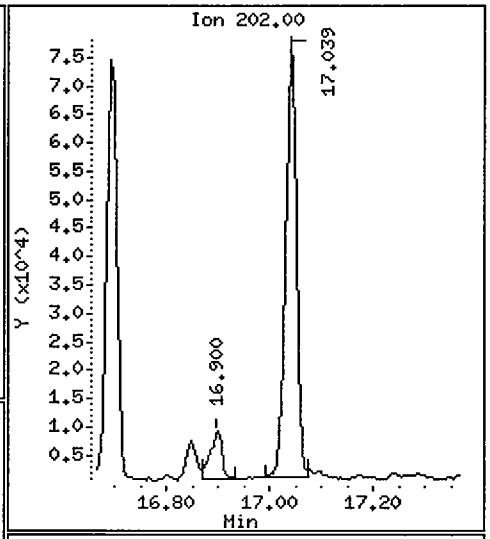

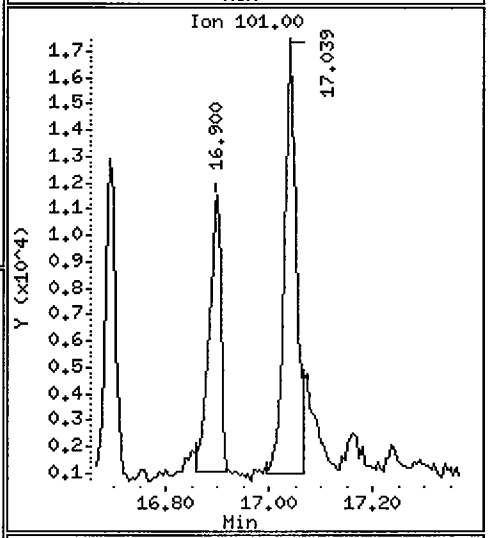

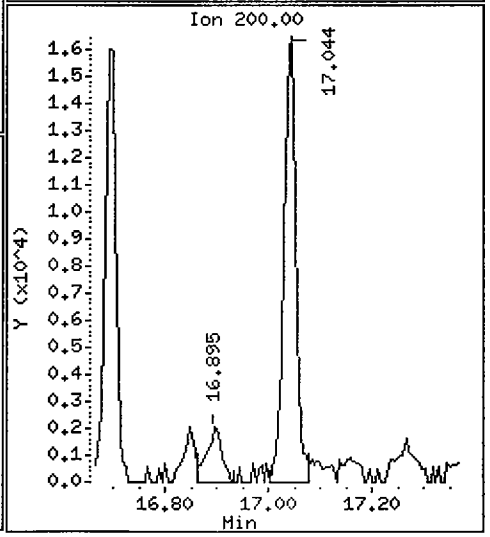

Data File: /chem3/nt4.i/20050802a.b/ih28m.d

Date : 03-AUG-2005 08:58

Client ID: AN-RI-SEDC-07B

Instrument: nt4.i

Sample Info: IH28M

Volume Injected (uL): 1.0

Operator: VS

Column phase: RTX-5

Column diameter: 0.32

67 Butylbenzylphthalate

Concentration: 19.89 ug/kg

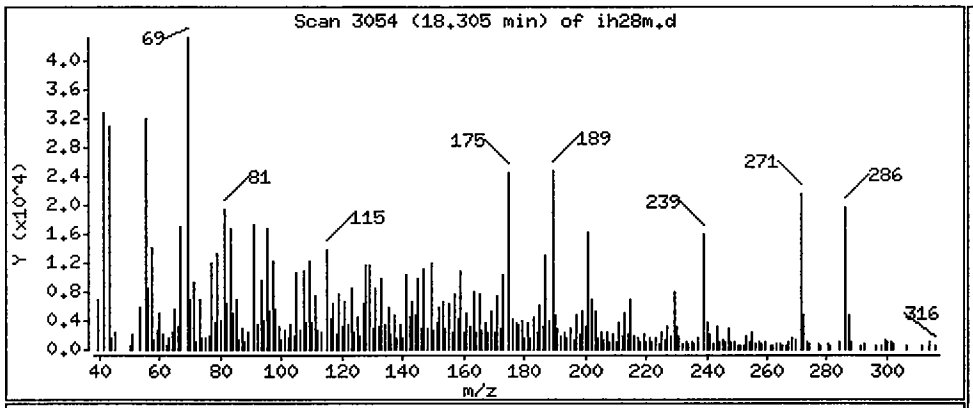

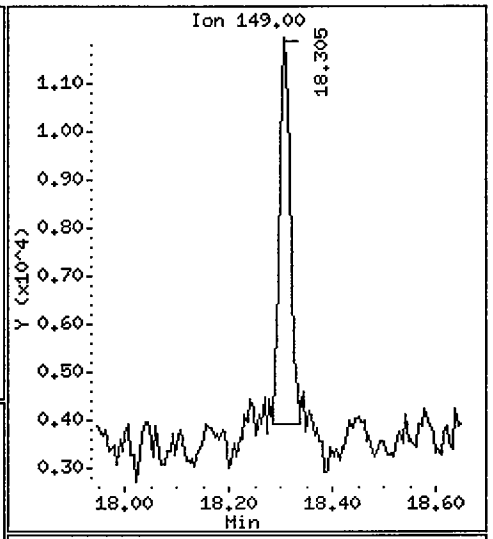

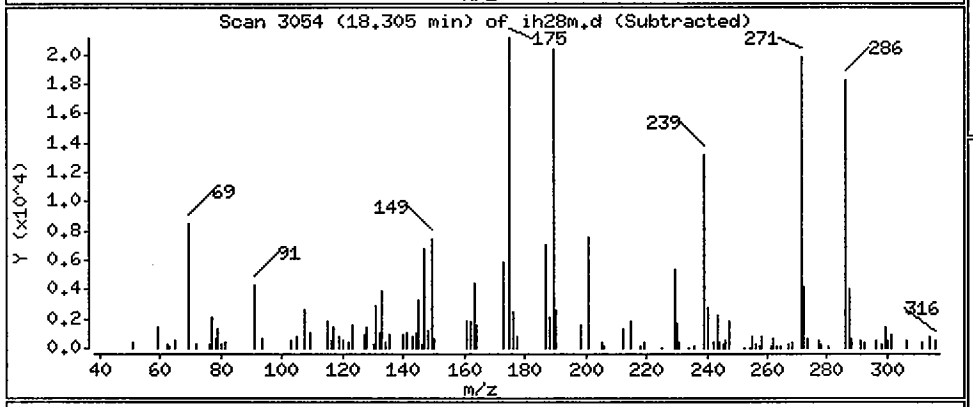

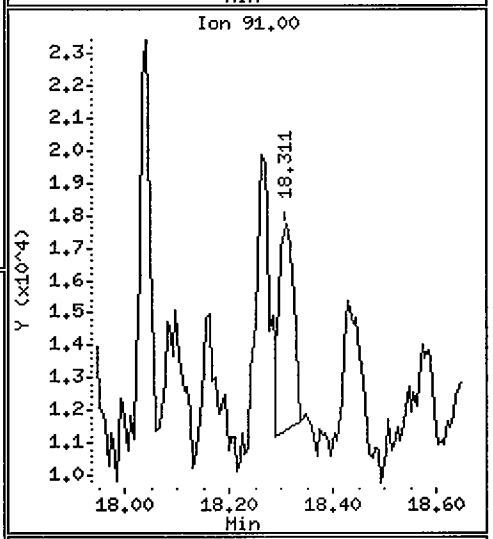

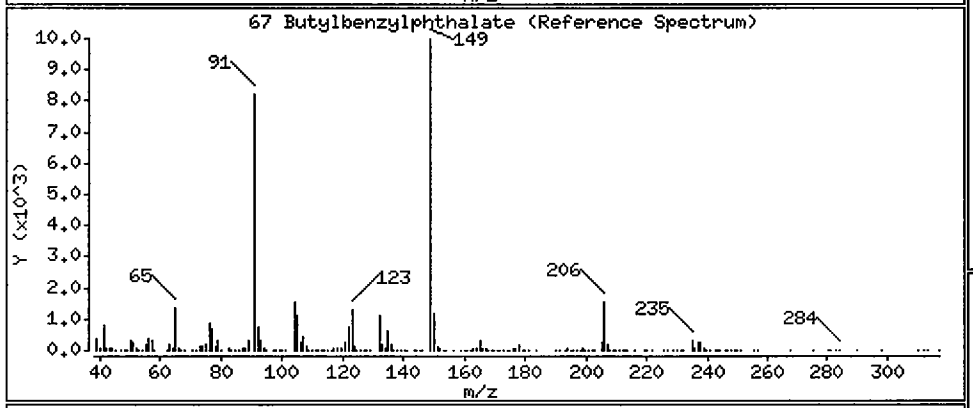

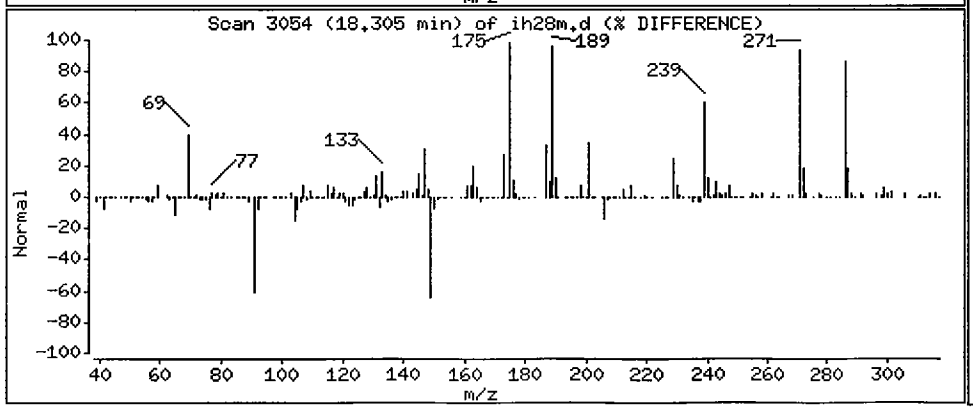

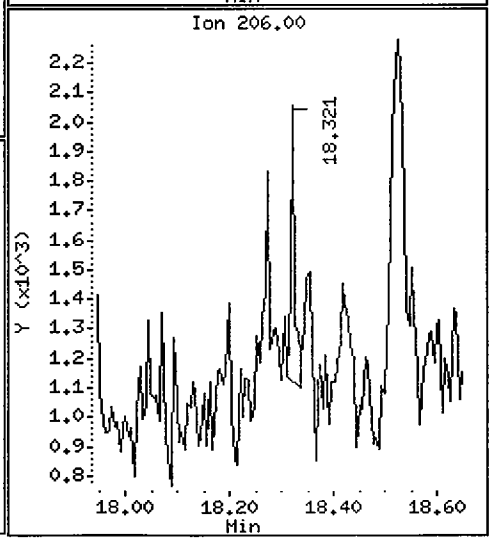

Data File: /chem3/nt4.i/20050802a.b/ih28m.d

Date : 03-AUG-2005 08:58

Client ID: AN-RI-SEDC-07B

Instrument: nt4.i

Sample Info: IH28M

Volume Injected (uL): 1.0

Operator: VS

Column phase: RTX-5

Column diameter: 0.32

68 Benzo(a)anthracene

Concentration: 24.26 ug/kg

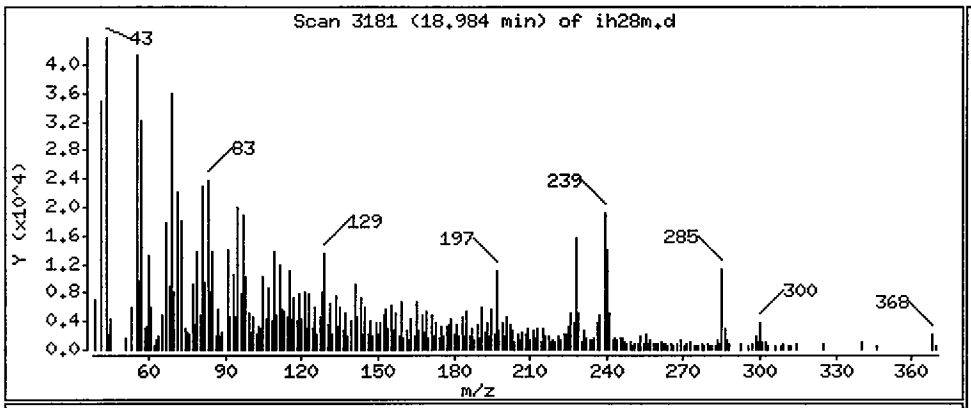

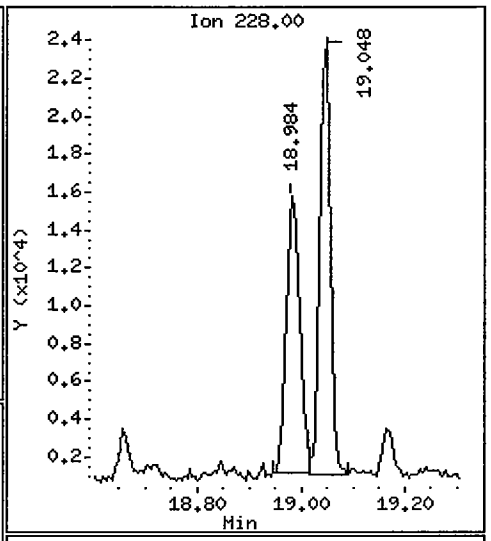

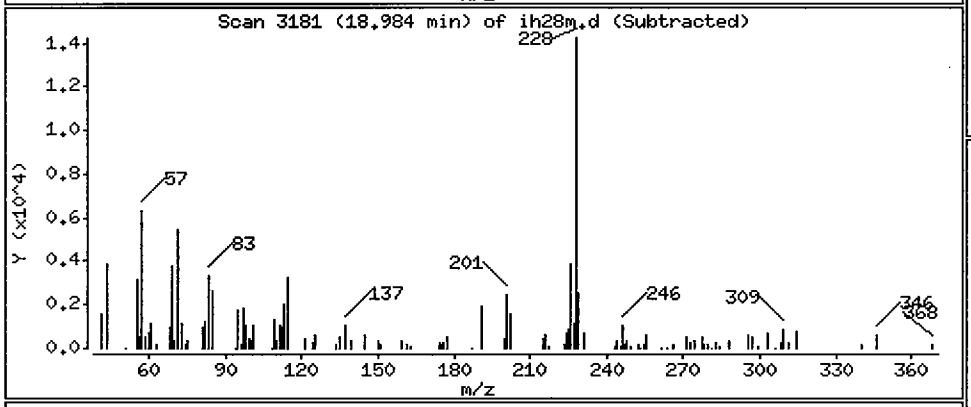

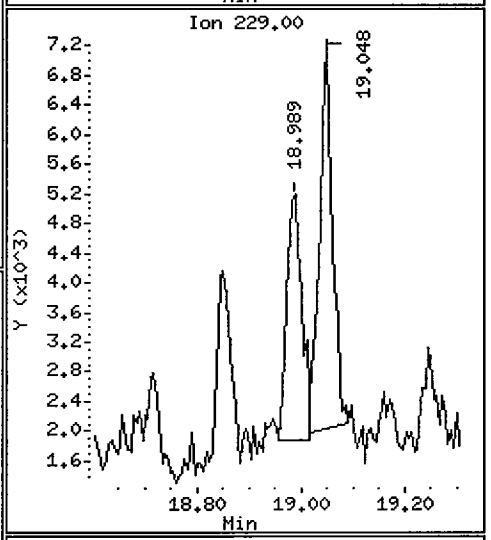

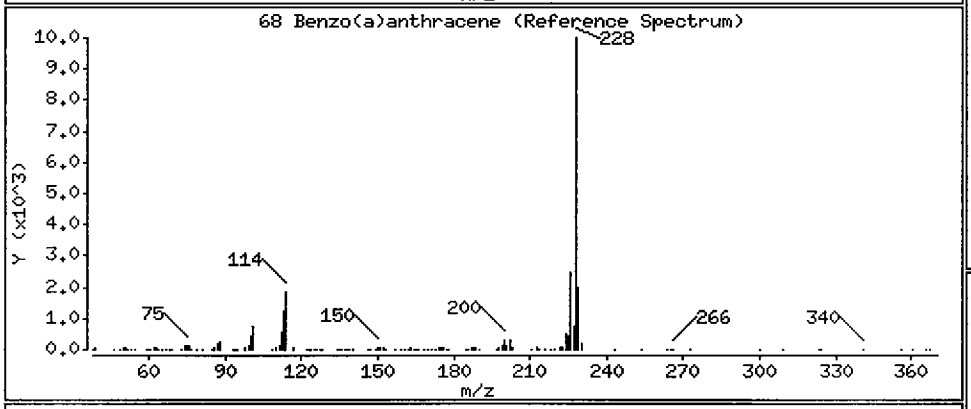

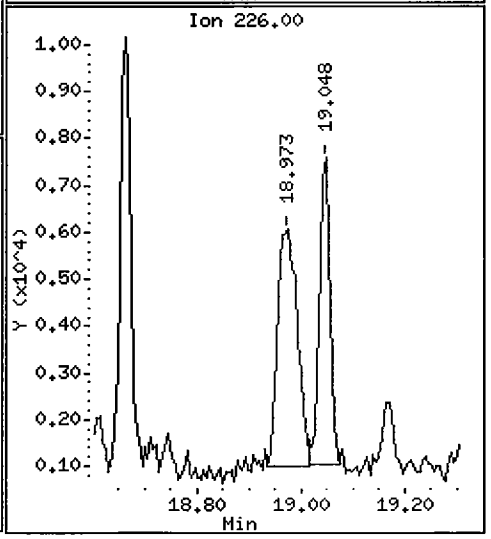

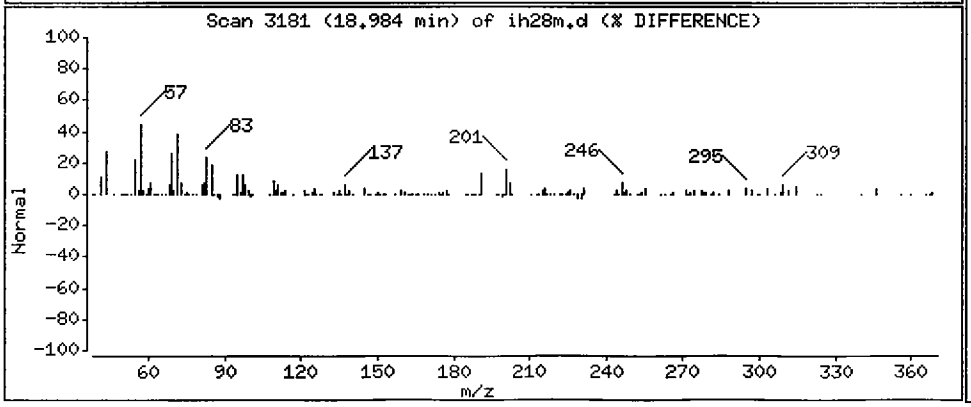

Data File: /chem3/nt4.i/20050802a.b/ih28m.d

Date : 03-AUG-2005 08:58

Client ID: AN-RI-SEDC-07B

Instrument: nt4.i

Sample Info: IH28M

Volume Injected (uL): 1.0

Operator: VS

Column phase: RTX-5

Column diameter: 0.32

71 Chrysene

Concentration: 28.81 ug/kg

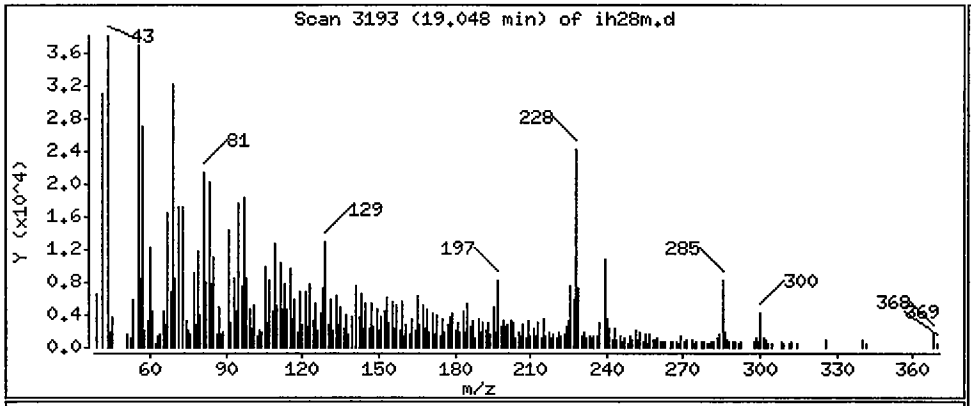

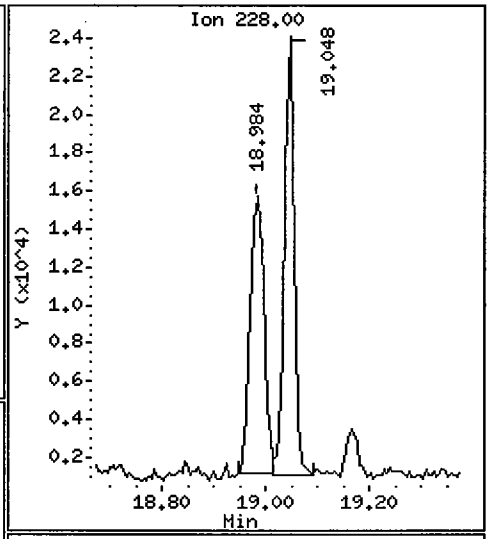

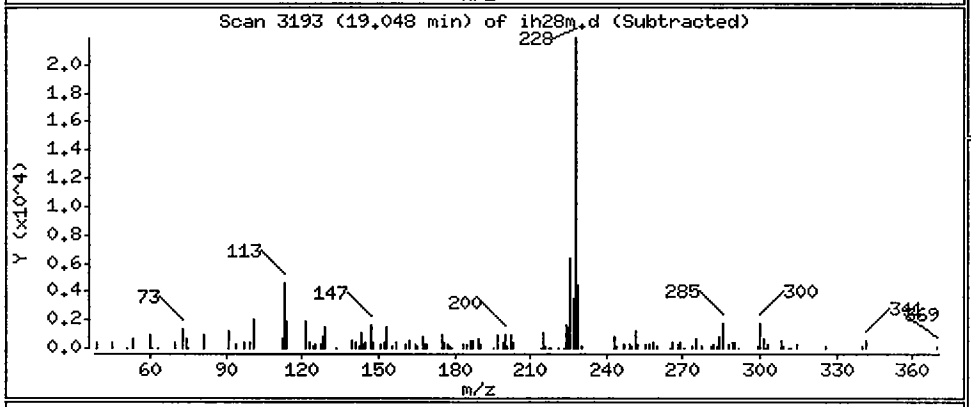

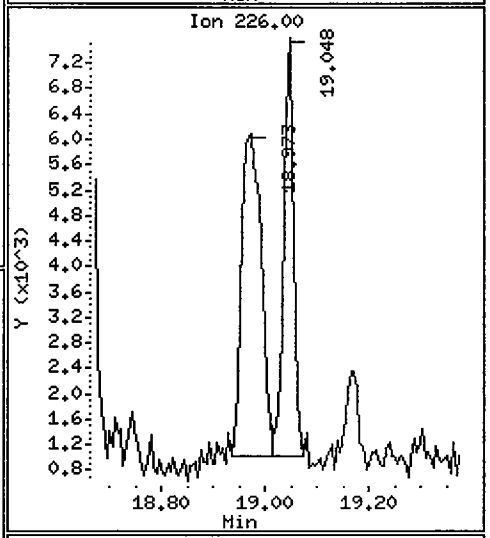

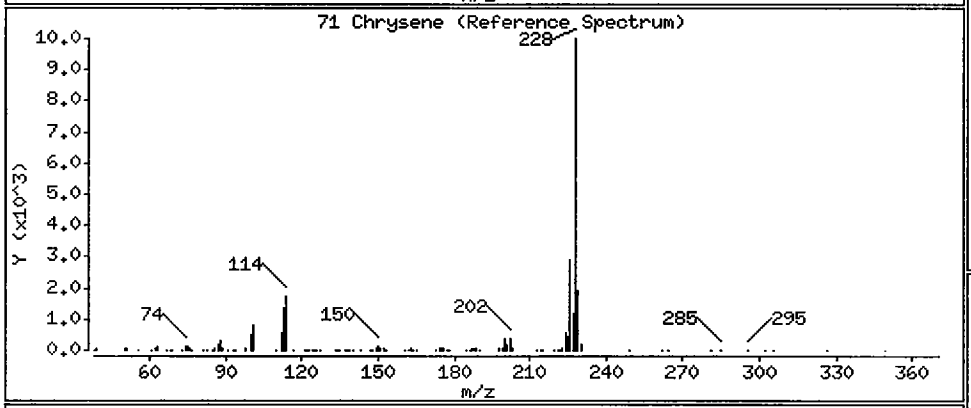

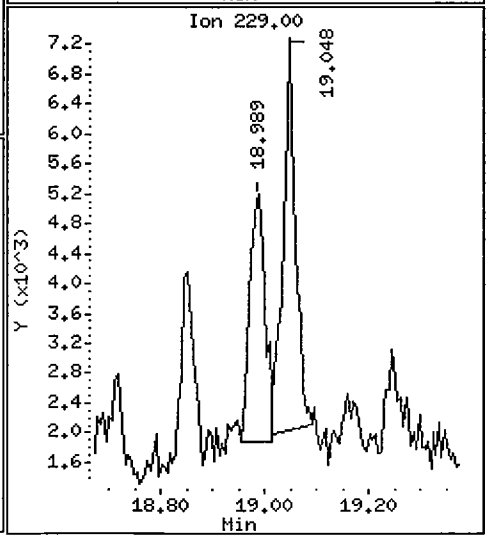

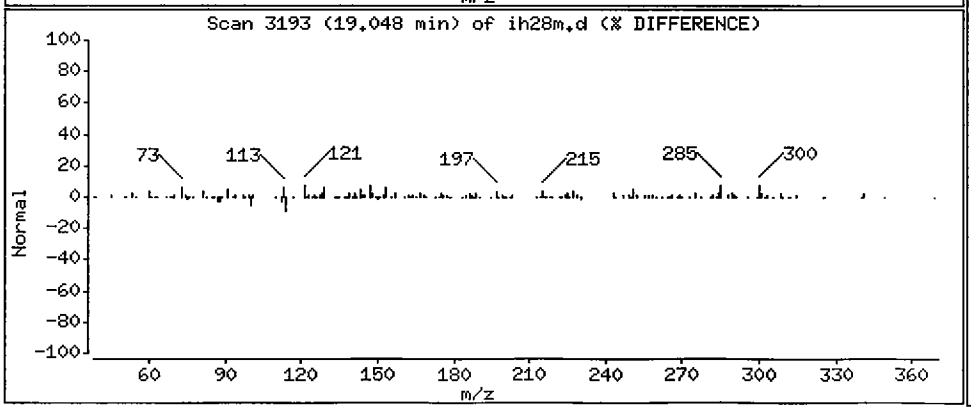

Data File: /chem3/nt4.i/20050802a.b/ih28m.d

Date : 03-AUG-2005 08:58

Client ID: AN-RI-SEDC-07B

Instrument: nt4.i

Sample Info: IH28M

Volume Injected (uL): 1.0

Operator: VS

Column phase: RTX-5

Column diameter: 0.32

74 Benzo(b)fluoranthene

Concentration: 24.30 ug/kg

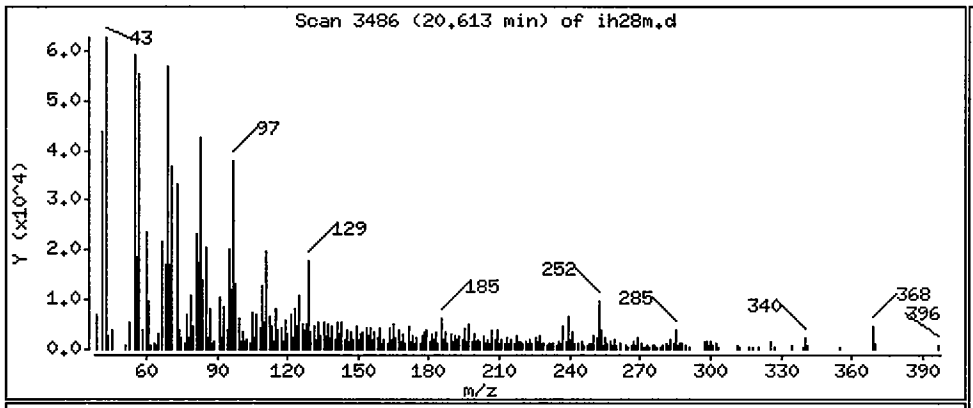

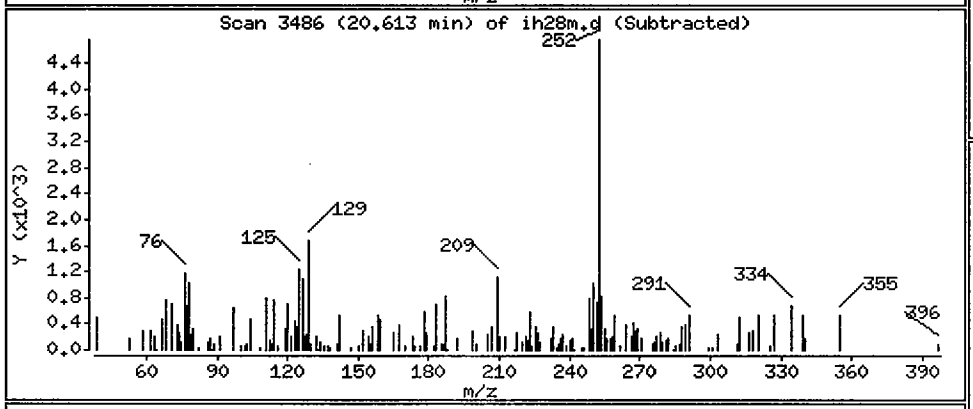

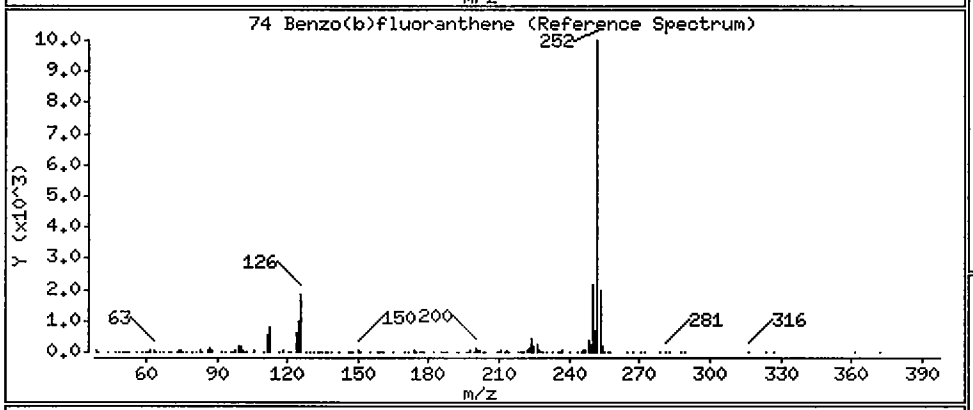

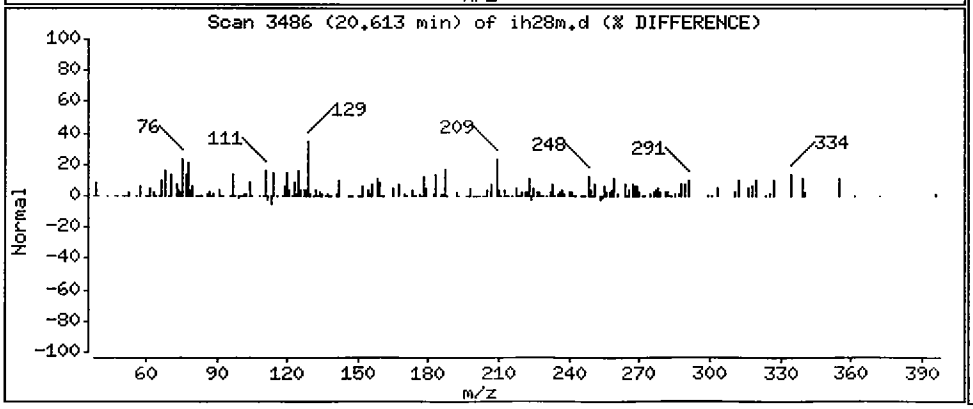

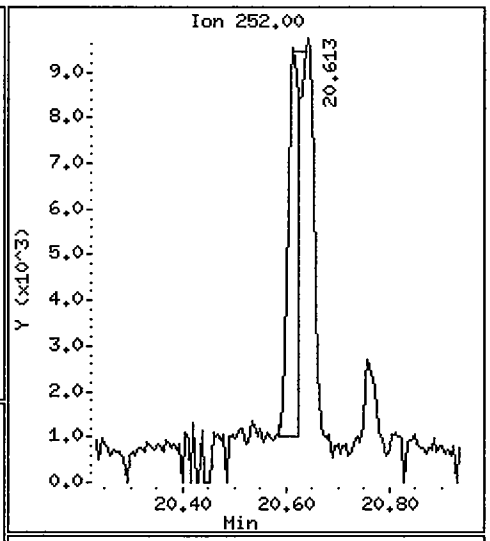

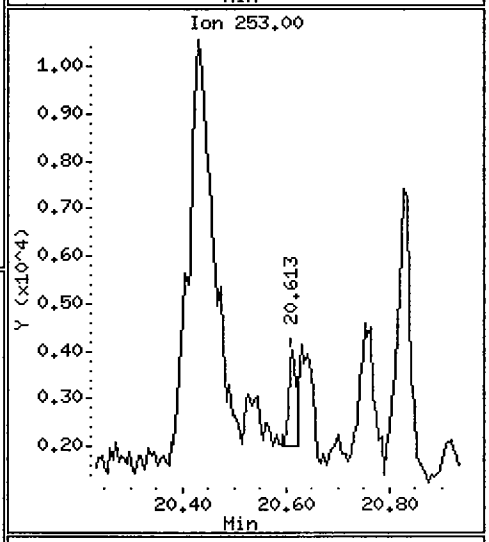

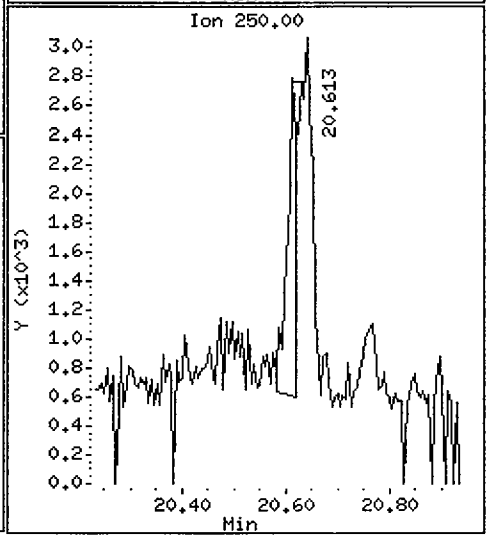

Data File: /chem3/nt4.i/20050802a.b/ih28m.d

Date : 03-AUG-2005 08:58

Client ID: AN-RI-SEDC-07B

Instrument: nt4.i

Sample Info: IH28M

Volume Injected (uL): 1.0

Operator: VS

Column phase: RTX-5

Column diameter: 0.32

75 Benzo(k)fluoranthene

Concentration: 33.28 ug/kg

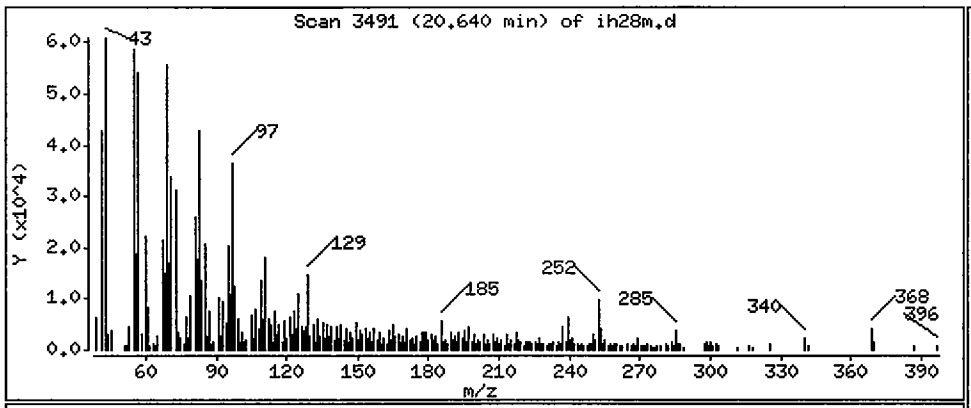

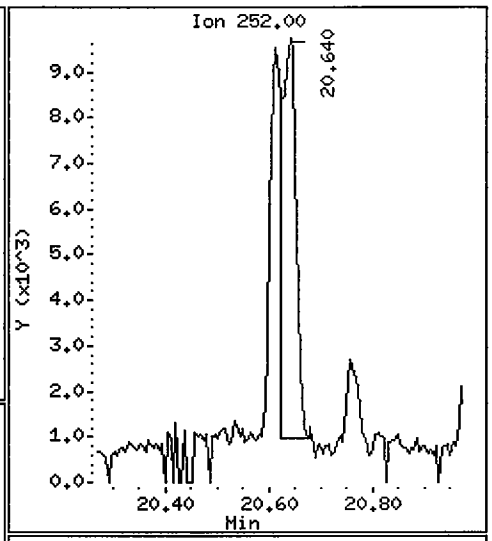

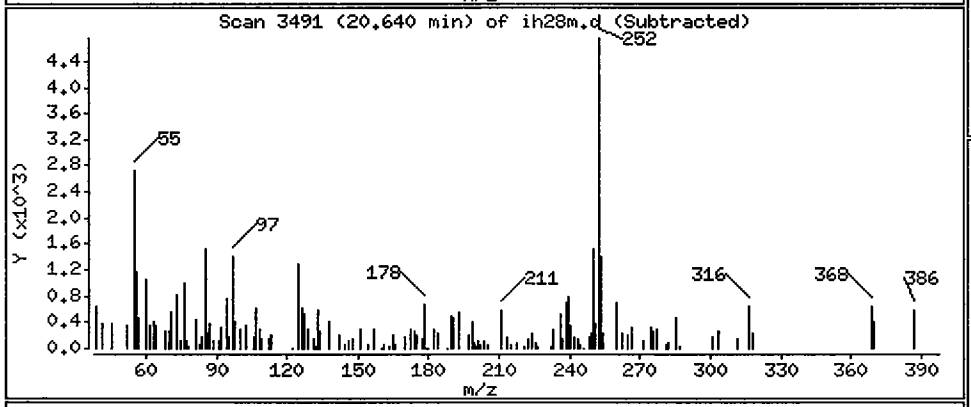

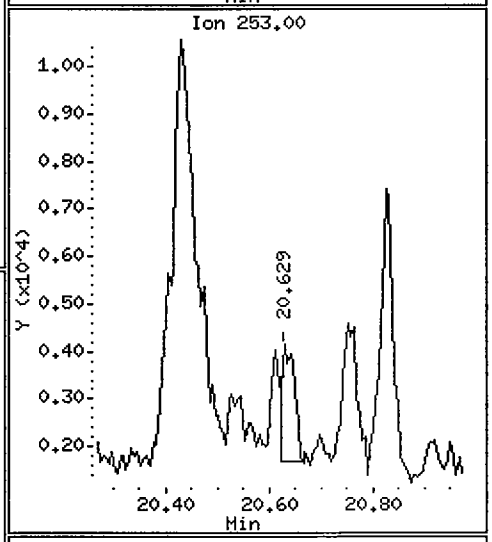

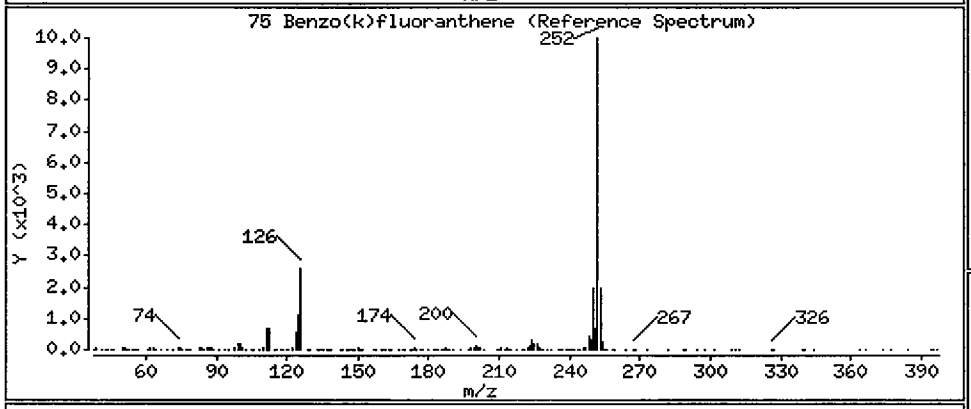

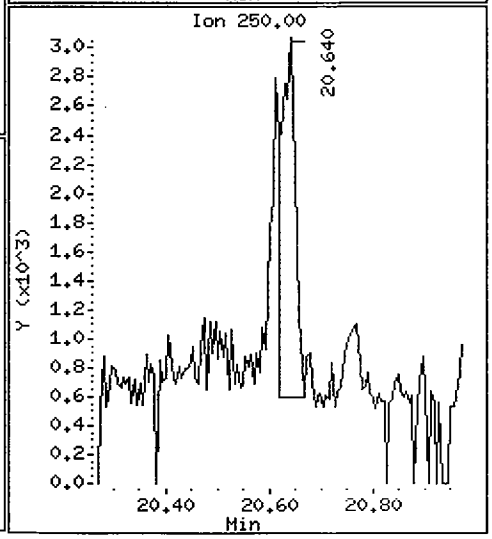

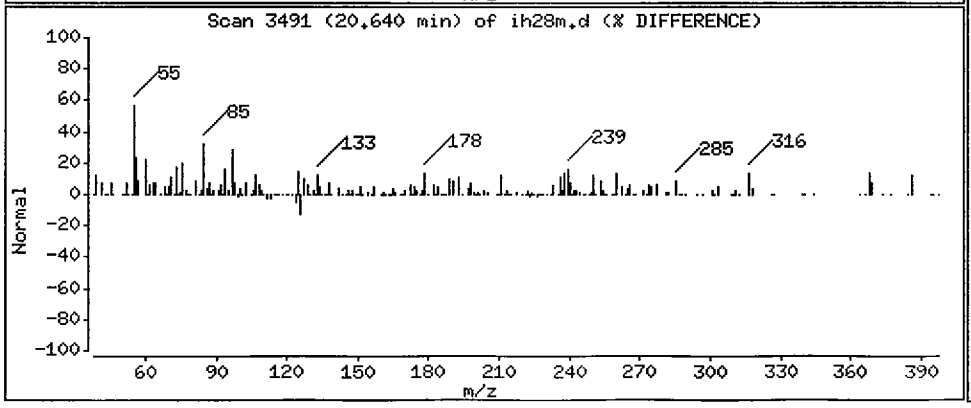

Data File: /chem3/nt4.i/20050802a.b/ih28m.d

Date : 03-AUG-2005 08:58

Client ID: AN-RI-SEDC-07B

Instrument: nt4.i

Sample Info: IH28M

Volume Injected (uL): 1.0

Operator: VS

Column phase: RTX-5

Column diameter: 0.32

76 Benzo(a)pyrene

Concentration: 31.24 ug/kg

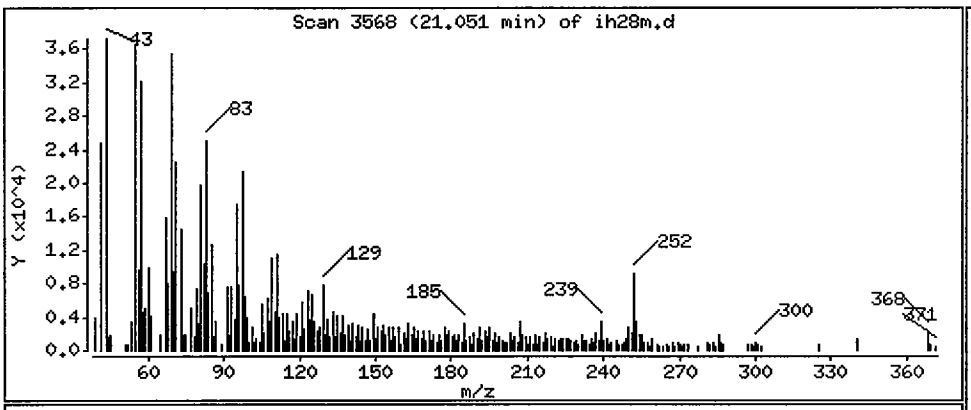

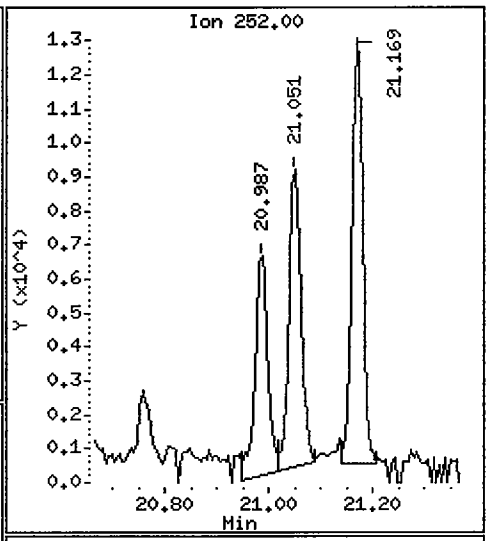

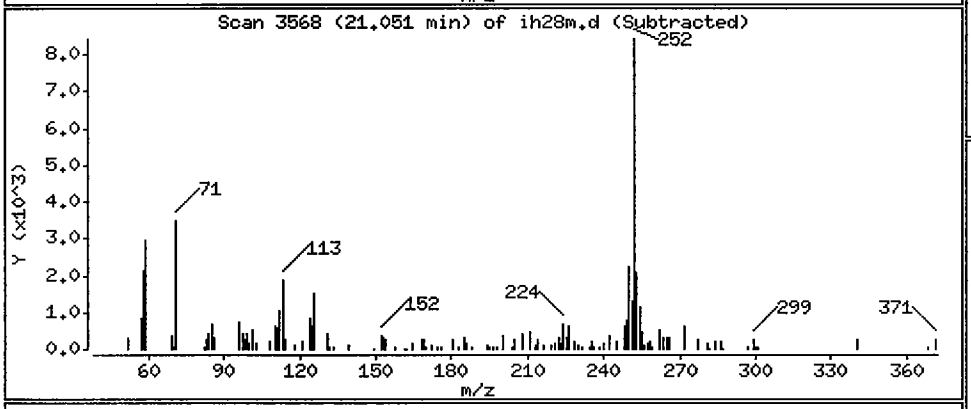

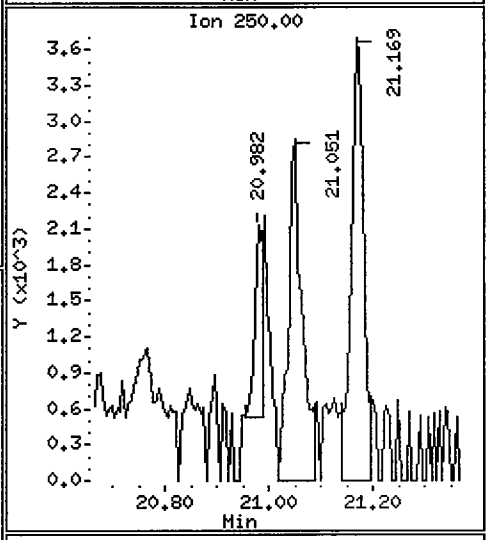

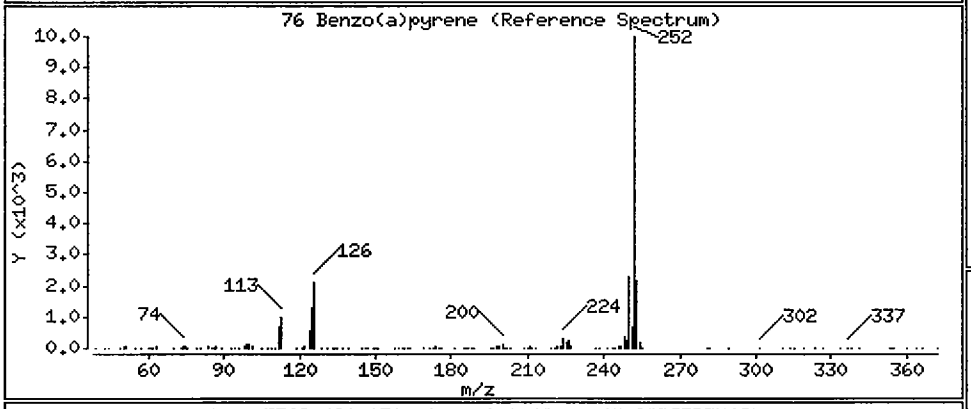

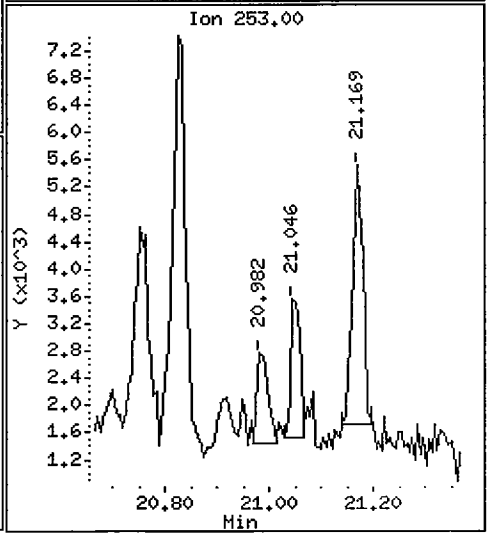

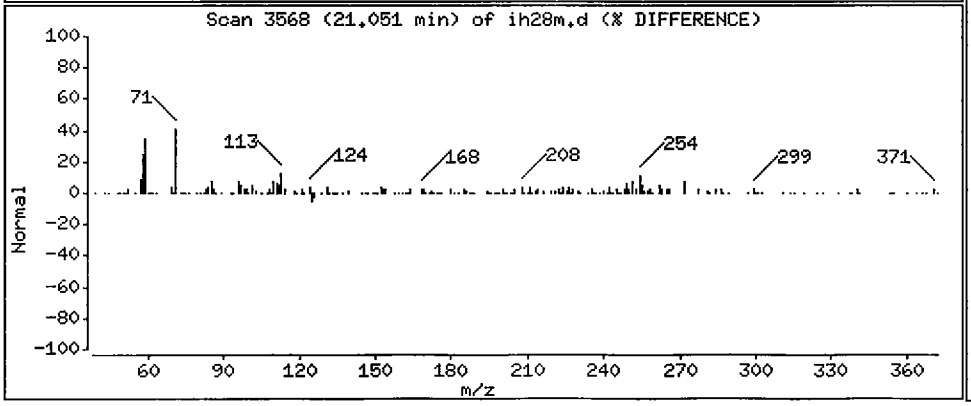

ANALYTICAL RESOURCES INCORPORATED

ORGANICS ANALYSIS DATA SHEET
PSDDA Semivolatiles by SW8270D GC/MS **Sample ID: AN-RI-SEDCZ-08A**
Page 1 of 1 **SAMPLE**

Lab Sample ID: IH28N
LIMS ID: 05-11894
Matrix: Sediment
Data Release Authorized:
Reported: 08/04/05

QC Report No: IH28-Anchor Environmental
Project: KC Former Scott Mill
00010501/T2
Date Sampled: 07/13/05
Date Received: 07/18/05

Date Extracted: 07/25/05
Date Analyzed: 08/03/05 23:18
Instrument/Analyst: NT4/LJR
GPC Cleanup: No

Sample Amount: 25.8 g-dry-wt
Final Extract Volume: 0.5 mL
Dilution Factor: 1.00
Percent Moisture: 51.0%
pH: 7.4

CAS Number	Analyte	RL	Result
108-95-2	Phenol	19	< 19 U
100-51-6	Benzyl Alcohol	19	< 19 U
95-48-7	2-Methylphenol	19	< 19 U
106-44-5	**4-Methylphenol**	**19**	**160**
67-72-1	Hexachloroethane	19	< 19 U
105-67-9	2,4-Dimethylphenol	19	< 19 U
65-85-0	Benzoic Acid	190	< 190 U
120-82-1	1,2,4-Trichlorobenzene	19	< 19 U
91-20-3	**Naphthalene**	**19**	**58**
87-68-3	Hexachlorobutadiene	19	< 19 U
91-57-6	2-Methylnaphthalene	19	< 19 U
131-11-3	Dimethylphthalate	19	< 19 U
208-96-8	Acenaphthylene	19	< 19 U
83-32-9	Acenaphthene	19	< 19 U
132-64-9	Dibenzofuran	19	< 19 U
84-66-2	Diethylphthalate	19	< 19 U
86-73-7	Fluorene	19	< 19 U
86-30-6	N-Nitrosodiphenylamine	19	< 19 U
87-86-5	Pentachlorophenol	97	< 97 U
85-01-8	**Phenanthrene**	**19**	**78**
120-12-7	Anthracene	19	< 19 U
84-74-2	**Di-n-Butylphthalate**	**19**	**30 B**
206-44-0	**Fluoranthene**	**19**	**100**
129-00-0	**Pyrene**	**19**	**92**
85-68-7	Butylbenzylphthalate	19	< 19 U
56-55-3	**Benzo(a)anthracene**	**19**	**32**
117-81-7	bis(2-Ethylhexyl)phthalate	19	< 19 U
218-01-9	**Chrysene**	**19**	**35**
117-84-0	Di-n-Octyl phthalate	19	< 19 U
205-99-2	**Benzo(b)fluoranthene**	**19**	**30**
207-08-9	**Benzo(k)fluoranthene**	**19**	**30**
50-32-8	**Benzo(a)pyrene**	**19**	**37**
193-39-5	**Indeno(1,2,3-cd)pyrene**	**19**	**24**
53-70-3	Dibenz(a,h)anthracene	19	< 19 U
191-24-2	**Benzo(g,h,i)perylene**	**19**	**28**

Reported in µg/kg (ppb)

Semivolatile Surrogate Recovery

d5-Nitrobenzene	55.2%	2-Fluorobiphenyl	58.8%
d14-p-Terphenyl	59.2%	d4-1,2-Dichlorobenzene	43.2%
d5-Phenol	62.7%	2-Fluorophenol	61.9%
2,4,6-Tribromophenol	71.7%	d4-2-Chlorophenol	61.6%

Analytical Resources, Inc.

Semivolatile Report SW846 Method 8270C

Data file : /chem3/nt4.i/20050803.b/ih28n2.d
Lab Smp Id: IH28N Client Smp ID: AN-RI-SEDCZ-08A
Inj Date : 03-AUG-2005 23:18
Operator : VS Inst ID: nt4.i
Smp Info : IH28N
Misc Info : 05-11894
Comment : 1ul Injection
Method : /chem3/nt4.i/20050803.b/SW846.m
Meth Date : 04-Aug-2005 08:44 jeff Quant Type: ISTD
Cal Date : 02-AUG-2005 20:22 Cal File: 0100802.d
Als bottle: 13
Dil Factor: 1.00000
Integrator: HP RTE Compound Sublist: PSDDA.sub
Target Version: 3.50

Concentration Formula: Amt * DF * Vt/(Ws * (100 - M)/100) * CpndVariable

Name	Value	Description
DF	1.00000	Dilution Factor
Vt	500.00000	Volume of final extract (uL)
Ws	52.60000	Weight of sample extracted (g)
M	51.00000	% Moisture

Cpnd Variable Local Compound Variable

Compounds	QUANT SIG MASS	RT	EXP RT	REL RT	RESPONSE	CONCENTRATIONS ON-COLUMN (ug/mL)	CONCENTRATIONS FINAL (ug/kg)
$ 1 2-Fluorophenol	112	5.160	5.062	(0.701)	273427	23.1936	449.9
$ 2 Phenol-d5	99	7.088	7.071	(0.963)	359340	23.5227	456.3
3 Phenol	94	Compound Not Detected.					
$ 5 2-Chlorophenol-d4	132	7.067	7.055	(0.960)	281315	23.0688	447.5
4 Bis(2-Chloroethyl)ether	93	Compound Not Detected.					
6 2-Chlorophenol	128	Compound Not Detected.					
7 1,3-Dichlorobenzene	146	Compound Not Detected.					
* 8 1,4-Dichlorobenzene-d4	152	7.361	7.359	(1.000)	168455	20.0000	
9 1,4-Dichlorobenzene	146	Compound Not Detected.					
$ 10 1,2-Dichlorobenzene-d4	152	7.681	7.680	(1.044)	83341	10.8025	209.6
12 1,2-Dichlorobenzene	146	Compound Not Detected.					
11 Benzyl alcohol	108	Compound Not Detected.					
14 2,2'-oxybis(1-Chloropropane)	45	Compound Not Detected.					
13 2-Methylphenol	108	Compound Not Detected.					
17 Hexachloroethane	117	Compound Not Detected.					

	Compounds	QUANT SIG MASS	RT	EXP RT	REL RT	RESPONSE	CONCENTRATIONS ON-COLUMN (ug/mL)	FINAL (ug/kg)
	16 N-Nitroso-di-n-propylamine	70	Compound Not Detected.					
	15 4-Methylphenol	108	8.349	8.348	(1.134)	95618	8.38426	162.6
$	18 Nitrobenzene-d5	82	8.397	8.401	(0.883)	240356	13.7970	267.7
	19 Nitrobenzene	77	Compound Not Detected.					
	20 Isophorone	82	Compound Not Detected.					
	21 2-Nitrophenol	139	Compound Not Detected.					
	22 2,4-Dimethylphenol	107	Compound Not Detected.					
	23 Bis(2-Chloroethoxy)methane	93	Compound Not Detected.					
	24 Benzoic acid	105	Compound Not Detected.					
	25 2,4-Dichlorophenol	162	Compound Not Detected.					
	26 1,2,4-Trichlorobenzene	180	Compound Not Detected.					
*	27 Naphthalene-d8	136	9.513	9.517	(1.000)	650835	20.0000	
	28 Naphthalene	128	9.540	9.544	(1.003)	106318	2.98310	57.87
	29 4-Chloroaniline	127	Compound Not Detected.					
	30 Hexachlorobutadiene	225	Compound Not Detected.					
	31 4-Chloro-3-methylphenol	107	Compound Not Detected.					
	32 2-Methylnaphthalene	141	Compound Not Detected.					
	33 Hexachlorocyclopentadiene	237	Compound Not Detected.					
	34 2,4,6-Trichlorophenol	196	Compound Not Detected.					
	35 2,4,5-Trichlorophenol	196	Compound Not Detected.					
$	36 2-Fluorobiphenyl	172	11.340	11.344	(0.917)	350921	14.6920	285.0
	37 2-Chloronaphthalene	162	Compound Not Detected.					
	38 2-Nitroaniline	65	Compound Not Detected.					
	39 Dimethylphthalate	163	Compound Not Detected.					
	40 Acenaphthylene	152	Compound Not Detected.					
	41 2,6-Dinitrotoluene	165	Compound Not Detected.					
*	42 Acenaphthene-d10	164	12.361	12.354	(1.000)	366029	20.0000	
	43 3-Nitroaniline	138	Compound Not Detected.					
	44 Acenaphthene	153	Compound Not Detected.					
	45 2,4-Dinitrophenol	184	Compound Not Detected.					
	46 Dibenzofuran	168	Compound Not Detected.					
	47 4-Nitrophenol	109	Compound Not Detected.					
	48 2,4-Dinitrotoluene	165	Compound Not Detected.					
	50 Diethylphthalate	149	Compound Not Detected.					
	49 Fluorene	166	Compound Not Detected.					
	51 4-Chlorophenyl-phenylether	204	Compound Not Detected.					
	52 4-Nitroaniline	138	Compound Not Detected.					
	53 4,6-Dinitro-2-methylphenol	198	Compound Not Detected.					
	54 N-Nitrosodiphenylamine	169	Compound Not Detected.					
$	55 2,4,6-Tribromophenol	330	13.643	13.642	(1.104)	63142	26.9261	522.3
	56 4-Bromophenyl-phenylether	248	Compound Not Detected.					
	57 Hexachlorobenzene	284	Compound Not Detected.					
	58 Pentachlorophenol	266	Compound Not Detected.					
*	59 Phenanthrene-d10	188	14.679	14.673	(1.000)	586529	20.0000	
	60 Phenanthrene	178	14.711	14.710	(1.002)	144565	4.05320	78.63
	61 Anthracene	178	Compound Not Detected.					
	62 Carbazole	167	Compound Not Detected.					

	Compounds	QUANT SIG MASS	RT	EXP RT	REL RT	RESPONSE	CONCENTRATIONS ON-COLUMN (ug/mL)	FINAL (ug/kg)
63	Di-n-butylphthalate	149	15.881	15.864	(1.082)	58032	1.53024 B	29.69
64	Fluoranthene	202	16.624	16.606	(1.132)	175226	5.20056	100.9
65	Pyrene	202	16.960	16.943	(0.895)	192954	4.73671	91.89
$ 66	Terphenyl-d14	244	17.334	17.317	(0.915)	360640	14.8403	287.9
67	Butylbenzylphthalate	149	Compound Not Detected.					
68	Benzo(a)anthracene	228	18.910	18.882	(0.998)	59803	1.66681	32.34
* 69	Chrysene-d12	240	18.948	18.909	(1.000)	521341	20.0000	
70	3,3'-Dichlorobenzidine	252	Compound Not Detected.					
71	Chrysene	228	18.974	18.952	(1.001)	63220	1.79269	34.78
72	bis(2-Ethylhexyl)phthalate	149	Compound Not Detected.					
* 134	Di-n-octylphthalate-d4	153	20.192	20.154	(1.000)	835774	20.0000	
73	Di-n-octylphthalate	149	Compound Not Detected.					
74	Benzo(b)fluoranthene	252	20.545	20.512	(0.974)	50511	1.54945	30.06
75	Benzo(k)fluoranthene	252	20.572	20.549	(0.976)	48581	1.55660	30.20(H)
76	Benzo(a)pyrene	252	20.983	20.944	(0.995)	56307	1.92430	37.33(H)
* 77	Perylene-d12	264	21.084	21.030	(1.000)	472182	20.0000	
78	Indeno(1,2,3-cd)pyrene	276	22.388	22.355	(1.062)	38283	1.26032	24.45
79	Dibenzo(a,h)anthracene	278	Compound Not Detected.					
80	Benzo(g,h,i)perylene	276	22.676	22.648	(1.075)	45090	1.45092	28.15

QC Flag Legend

H - Operator selected an alternate compound hit.

Analytical Resources, Inc.

INTERNAL STANDARD COMPOUNDS
AREA AND RT SUMMARY

Instrument ID: nt4.i
Lab File ID: ih28n2.d
Lab Smp Id: IH28N
Analysis Type: SV
Quant Type: ISTD
Operator: VS
Method File: /chem3/nt4.i/20050803.b/SW846.m
Misc Info: 05-11894

Calibration Date: 03-AUG-2005
Calibration Time: 16:03
Client Smp ID: AN-RI-SEDCZ-08A
Level: LOW
Sample Type: Sediment

		AREA LIMIT			
COMPOUND	STANDARD	LOWER	UPPER	SAMPLE	%DIFF
8 1,4-Dichlorobenze	119650	59825	239300	168455	40.79
27 Naphthalene-d8	453363	226682	906726	650835	43.56
42 Acenaphthene-d10	254006	127003	508012	366029	44.10
59 Phenanthrene-d10	409127	204564	818254	586529	43.36
69 Chrysene-d12	338901	169450	677802	521341	53.83
134 Di-n-octylphthala	610532	305266	1221064	835774	36.89
77 Perylene-d12	332982	166491	665964	472182	41.80

		RT LIMIT			
COMPOUND	STANDARD	LOWER	UPPER	SAMPLE	%DIFF
8 1,4-Dichlorobenze	7.36	6.86	7.86	7.36	0.02
27 Naphthalene-d8	9.52	9.02	10.02	9.51	-0.04
42 Acenaphthene-d10	12.35	11.85	12.85	12.36	0.05
59 Phenanthrene-d10	14.67	14.17	15.17	14.68	0.05
69 Chrysene-d12	18.91	18.41	19.41	18.95	0.20
134 Di-n-octylphthala	20.15	19.65	20.65	20.19	0.19
77 Perylene-d12	21.03	20.53	21.53	21.08	0.26

AREA UPPER LIMIT = +100% of internal standard area.
AREA LOWER LIMIT = - 50% of internal standard area.
RT UPPER LIMIT = + 0.50 minutes of internal standard RT.
RT LOWER LIMIT = - 0.50 minutes of internal standard RT.

Analytical Resources, Inc.

RECOVERY REPORT

Client Name: ANCHOR
Sample Matrix: SOLID
Lab Smp Id: IH28N
Level: LOW
Data Type: MS DATA
SpikeList File: tclp.spk
Sublist File: PSDDA.sub
Method File: /chem3/nt4.i/20050803.b/SW846.m
Misc Info: 05-11894

Client SDG: IH28
Fraction: SV
Client Smp ID: AN-RI-SEDCZ-08A
Operator: VS
SampleType: SAMPLE
Quant Type: ISTD

SURROGATE COMPOUND	CONC ADDED ug/kg	CONC RECOVERED ug/kg	% RECOVERED	LIMITS
$ 1 2-Fluorophenol	727.5	449.9	61.85	24-112
$ 2 Phenol-d5	727.5	456.3	62.73	29-109
$ 5 2-Chlorophenol-d4	727.5	447.5	61.52	34-101
$ 10 1,2-Dichlorobenzen	485.0	209.6	43.21	30-84
$ 18 Nitrobenzene-d5	485.0	267.7	55.19	28-103
$ 36 2-Fluorobiphenyl	485.0	285.0	58.77	33-104
$ 55 2,4,6-Tribromophen	727.5	522.3	71.80	27-134
$ 66 Terphenyl-d14	485.0	287.9	59.36	31-120

Data File: /chem3/nt4.i/20050803.b/ih28n2.d
Date : 03-AUG-2005 23:18
Client ID: AN-RI-SEDCZ-08A
Sample Info: IH28N
Volume Injected (uL): 1.0
Column phase: RTX-5

Instrument: nt4.i
Operator: VS
Column diameter: 0.32

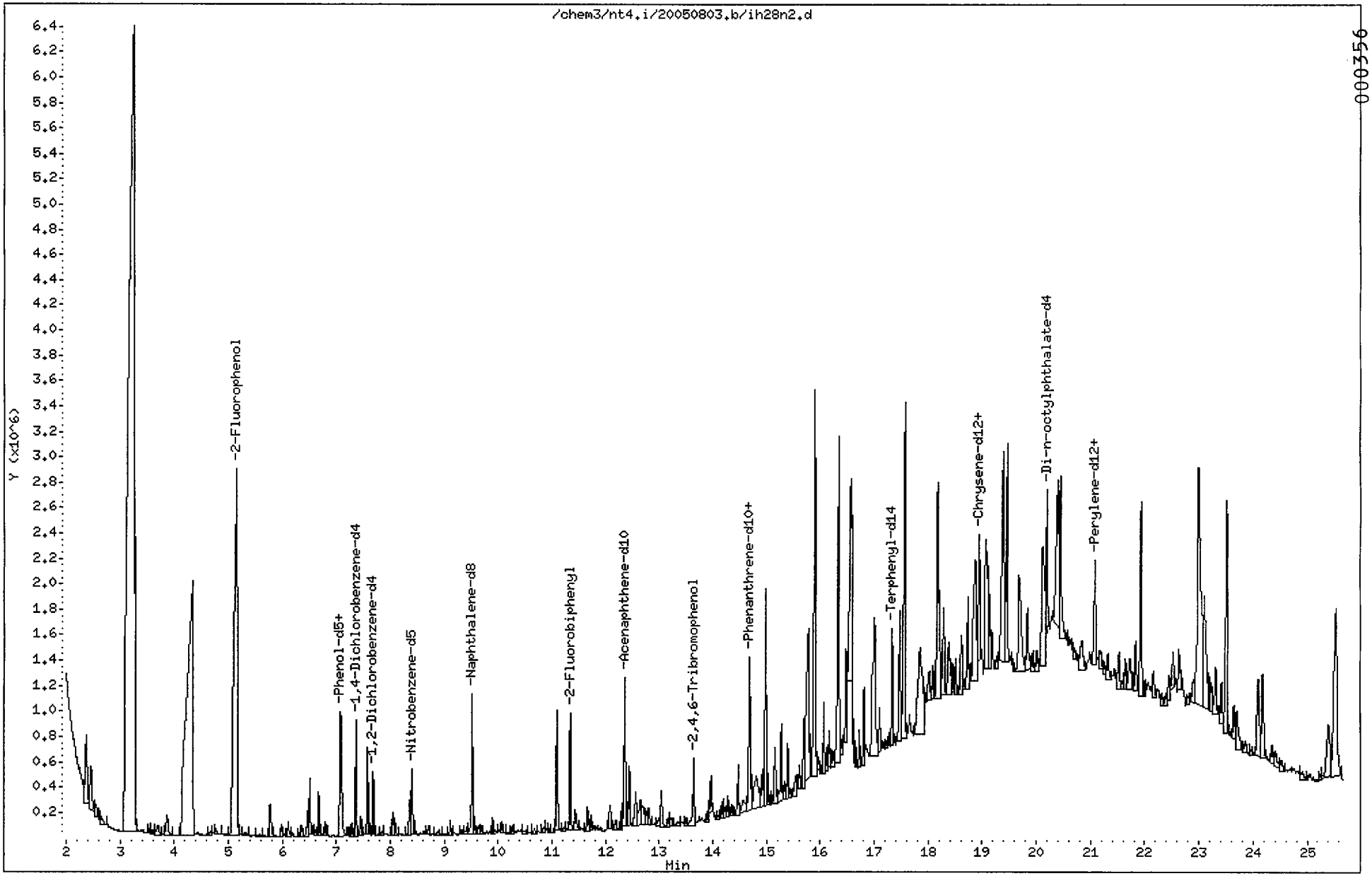

Data File: /chem3/nt4.i/20050803.b/ih28n2.d

Date : 03-AUG-2005 23:18

Client ID: AN-RI-SEDCZ-08A

Instrument: nt4.i

Sample Info: IH28N

Volume Injected (uL): 1.0

Operator: VS

Column phase: RTX-5

Column diameter: 0.32

15 4-Methylphenol

Concentration: 162.6 ug/kg

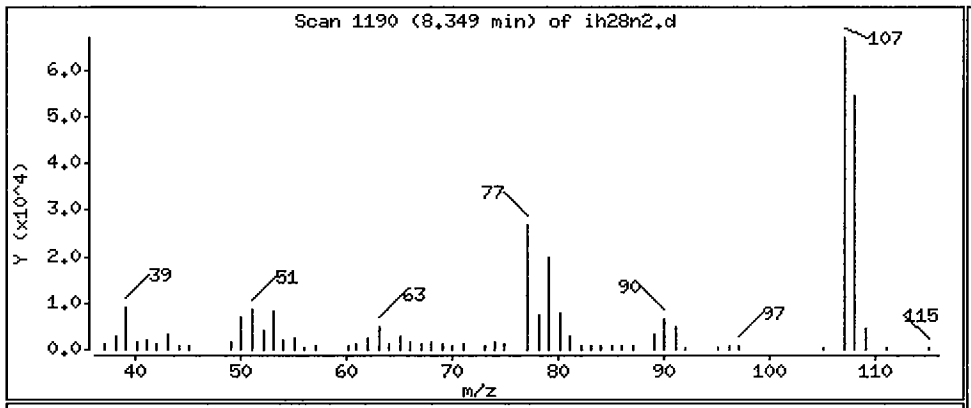

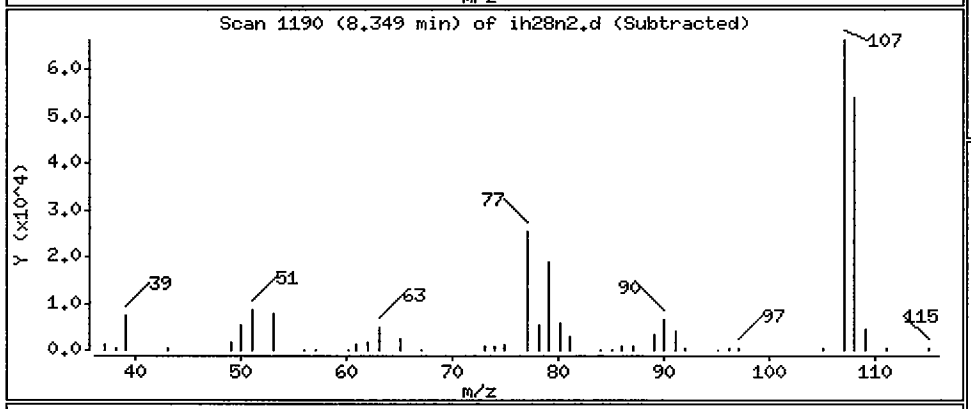

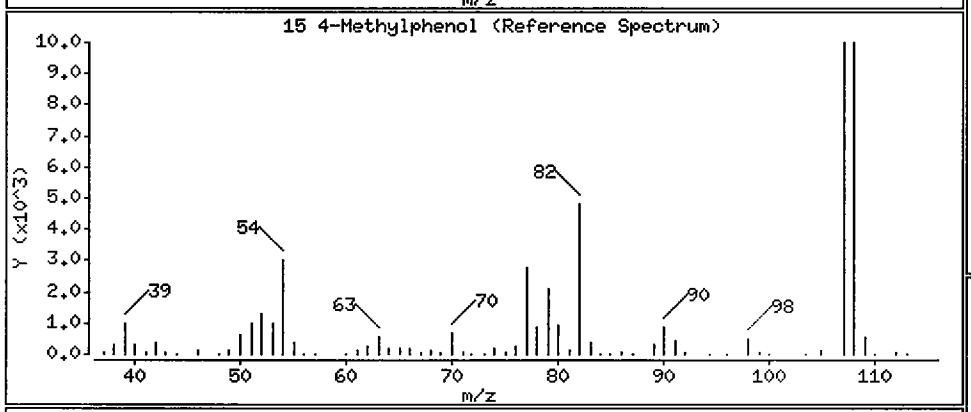

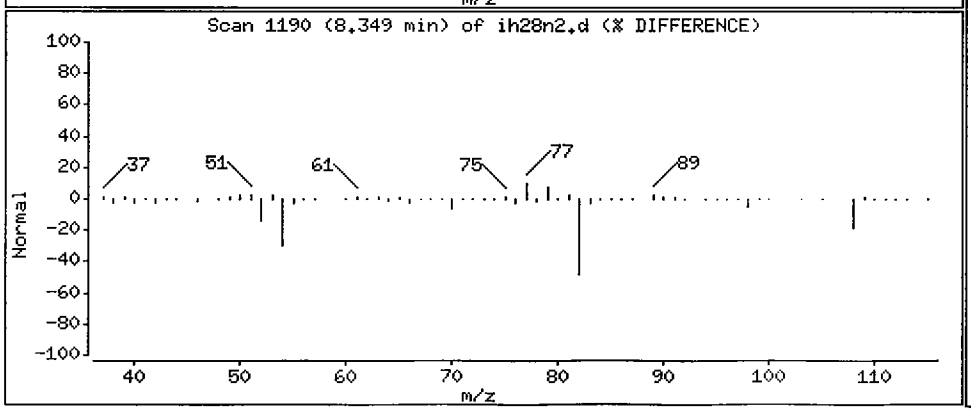

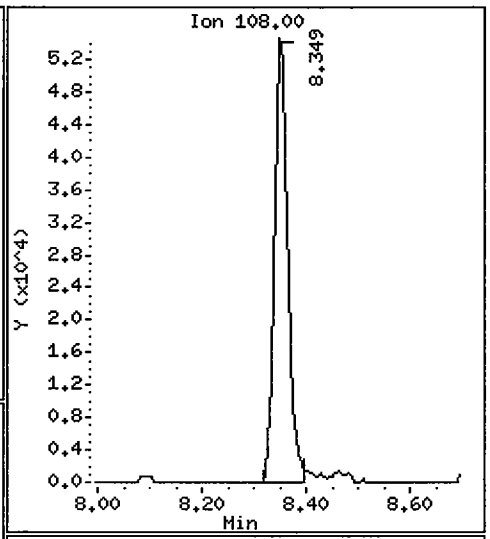

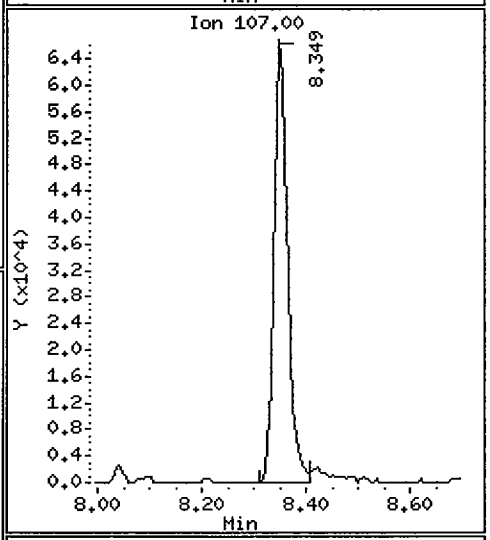

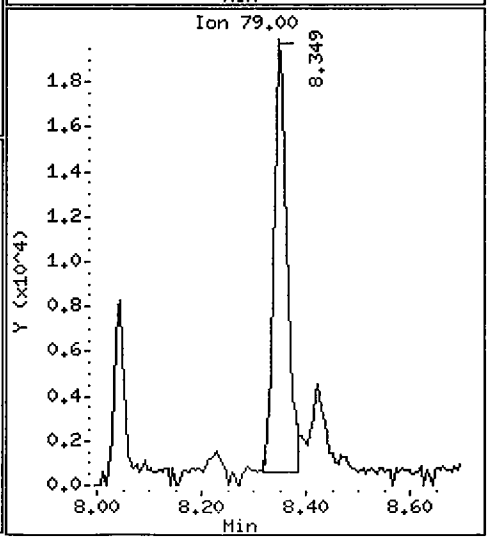

Data File: /chem3/nt4.i/20050803.b/ih28n2.d

Date : 03-AUG-2005 23:18

Client ID: AN-RI-SEDCZ-08A

Instrument: nt4.i

Sample Info: IH28N

Volume Injected (uL): 1.0

Operator: VS

Column phase: RTX-5

Column diameter: 0.32

28 Naphthalene

Concentration: 57.87 ug/kg

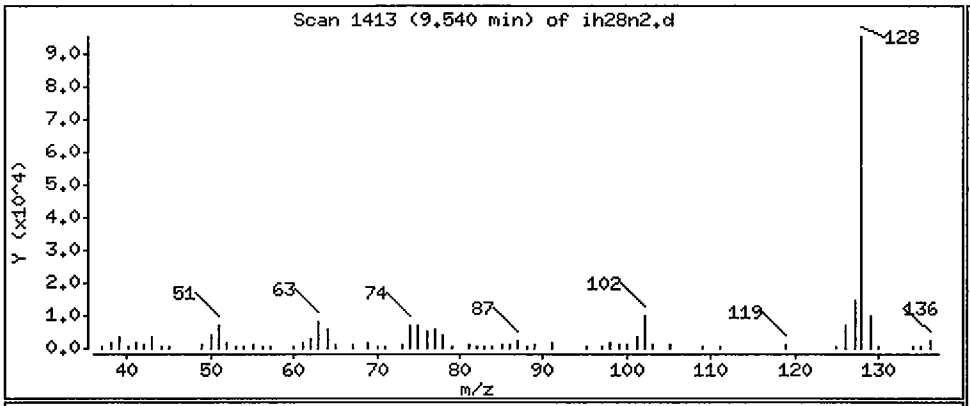

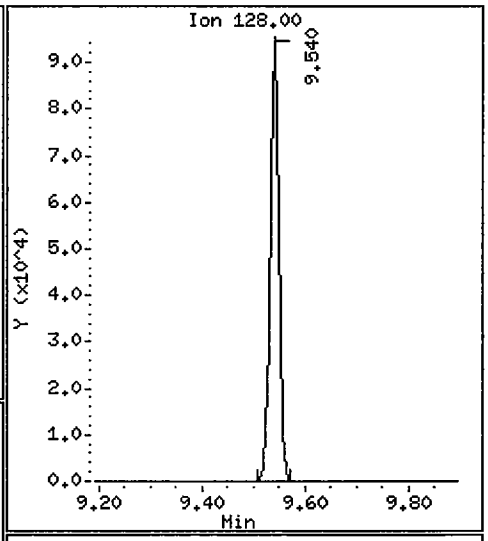

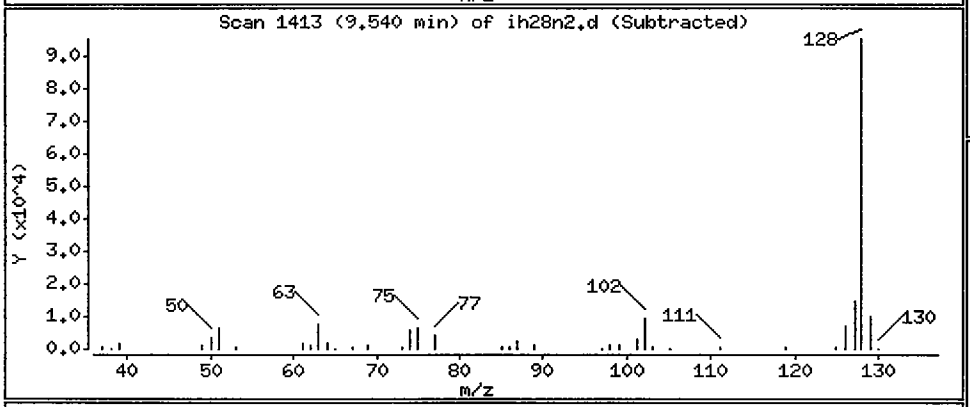

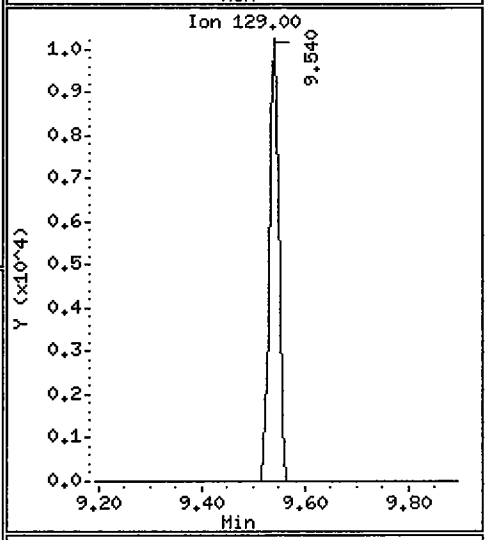

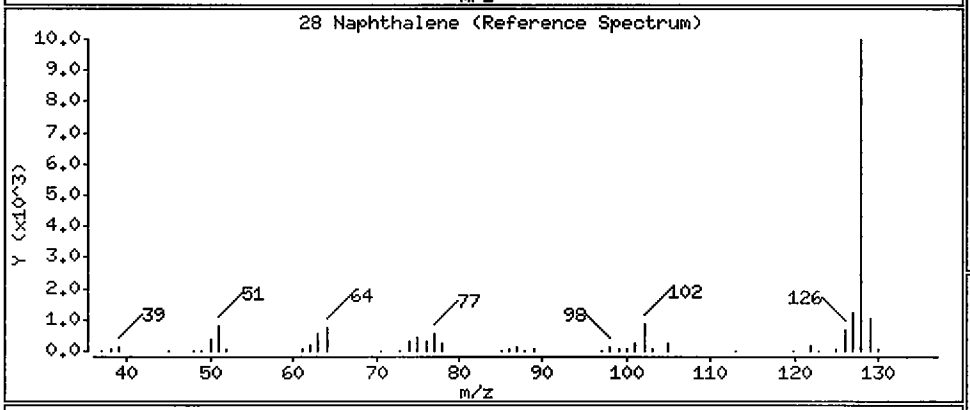

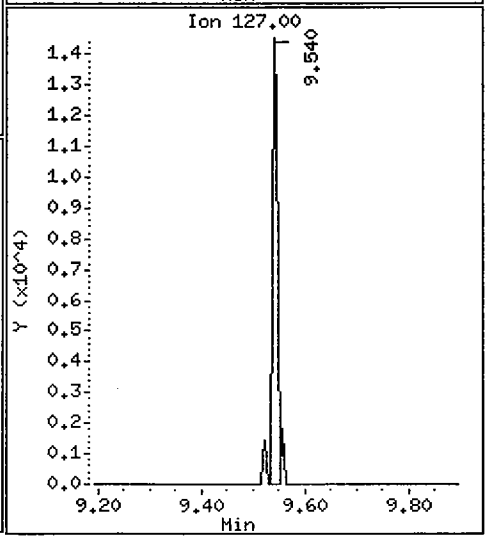

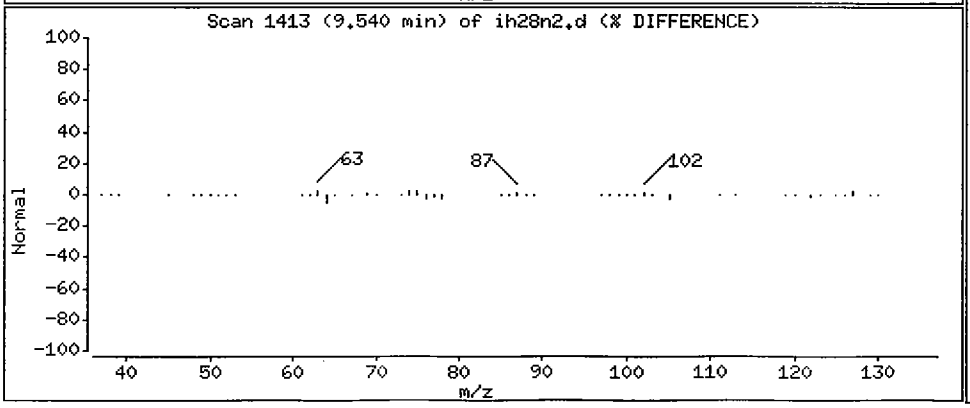

Data File: /chem3/nt4.i/20050803.b/ih28n2.d

Date : 03-AUG-2005 23:18

Client ID: AN-RI-SEDCZ-08A

Instrument: nt4.i

Sample Info: IH28N

Volume Injected (uL): 1.0

Operator: VS

Column phase: RTX-5

Column diameter: 0.32

60 Phenanthrene

Concentration: 78.63 ug/kg

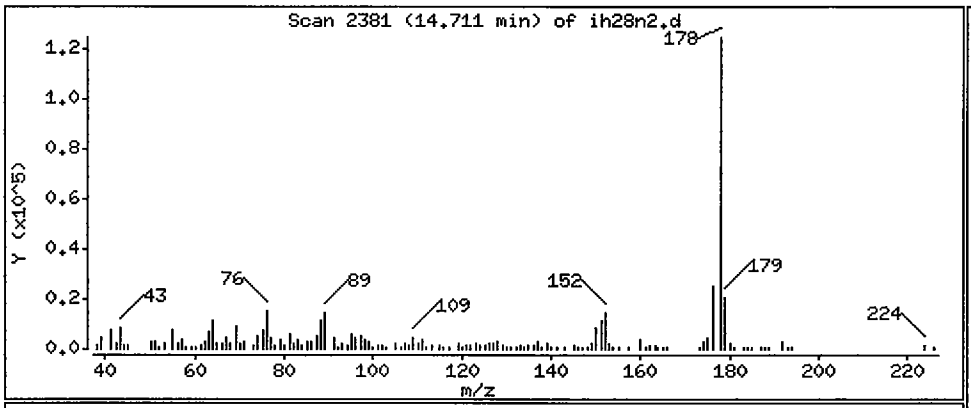

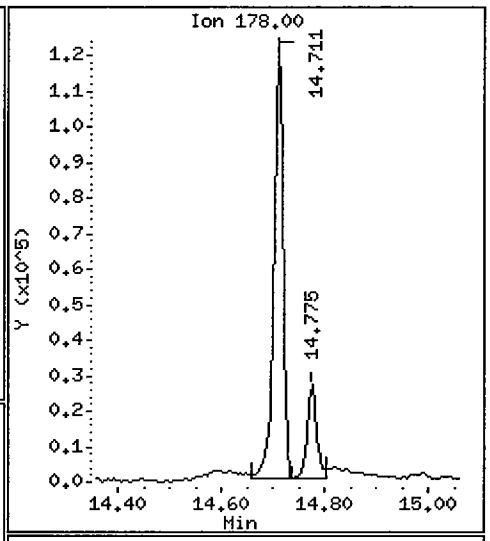

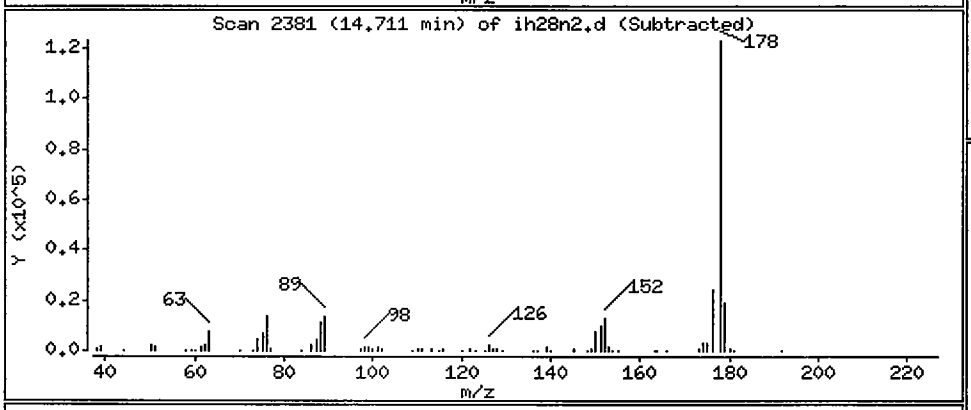

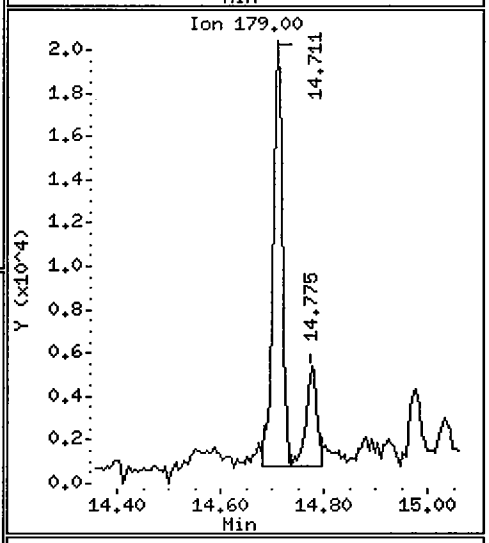

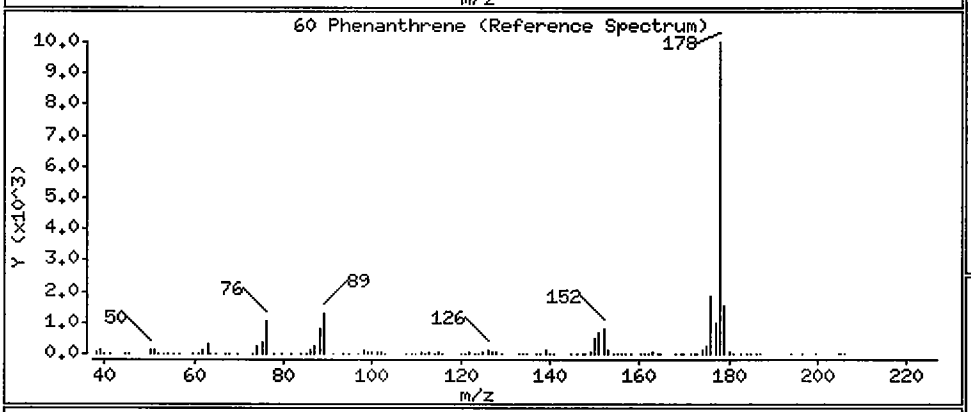

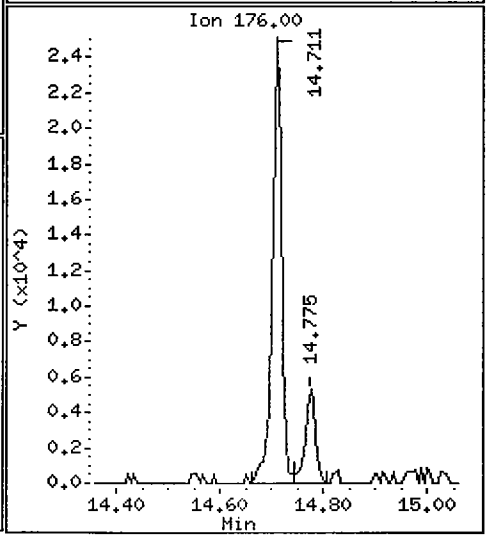

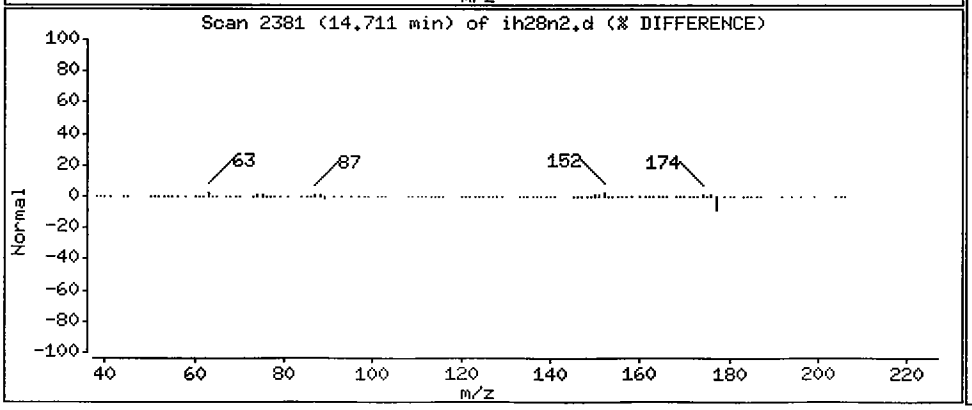

Data File: /chem3/nt4.i/20050803.b/ih28n2.d

Date : 03-AUG-2005 23:18

Client ID: AN-RI-SEDCZ-08A

Instrument: nt4.i

Sample Info: IH28N

Volume Injected (uL): 1.0

Operator: VS

Column phase: RTX-5

Column diameter: 0.32

63 Di-n-butylphthalate

Concentration: 29.69 ug/kg

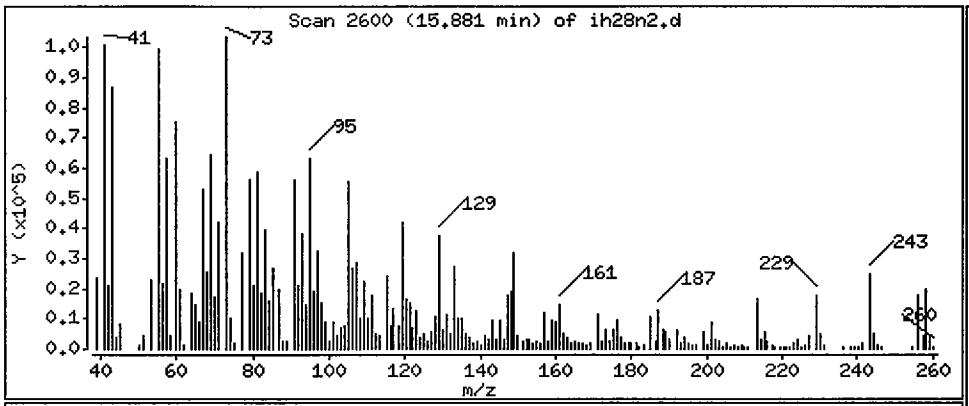

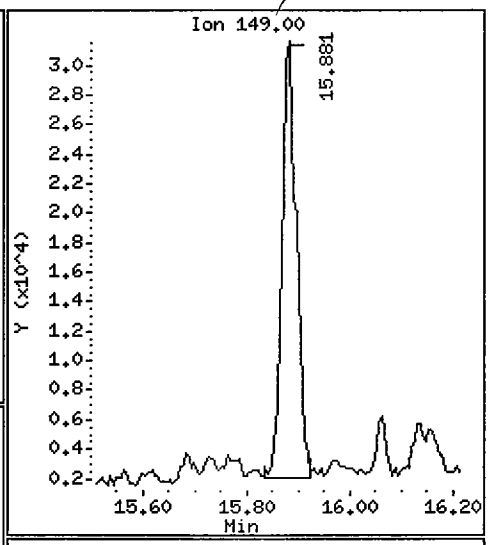

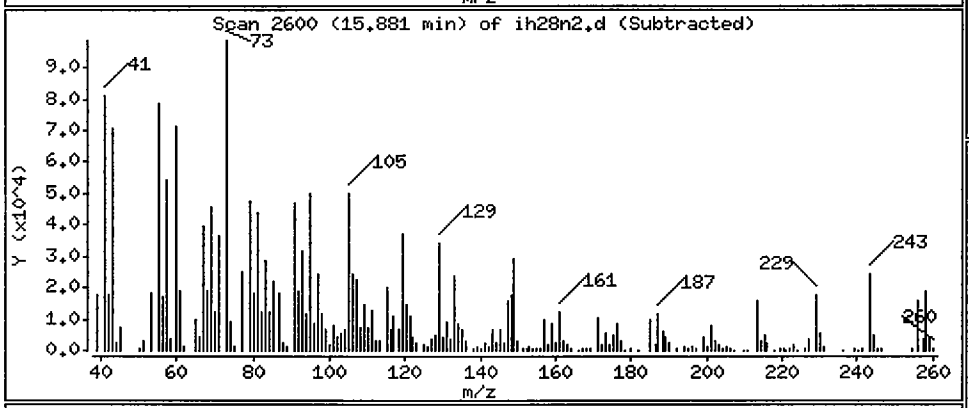

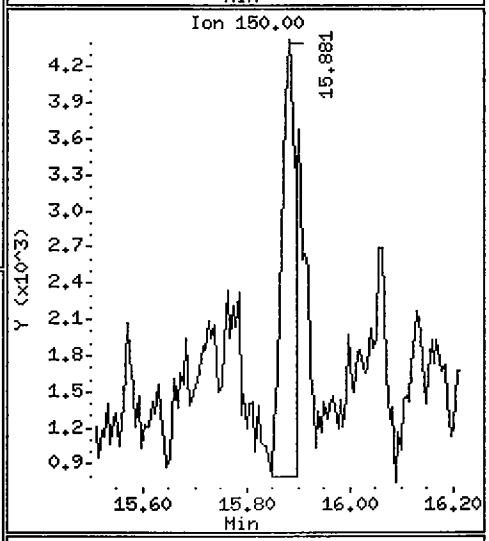

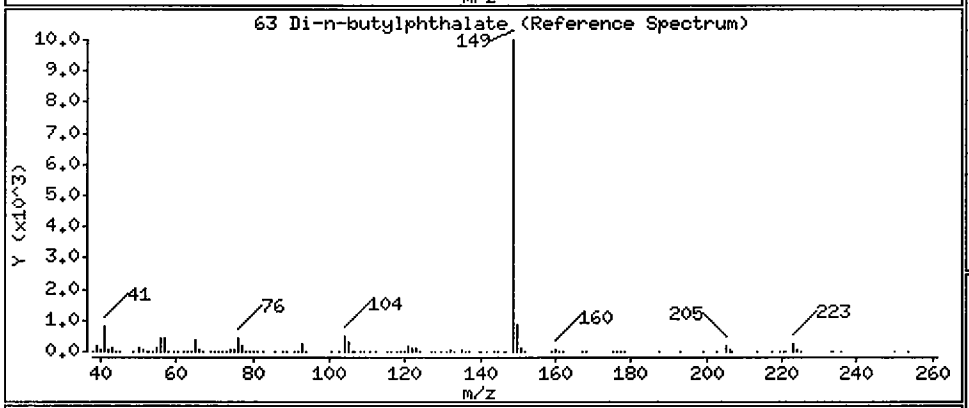

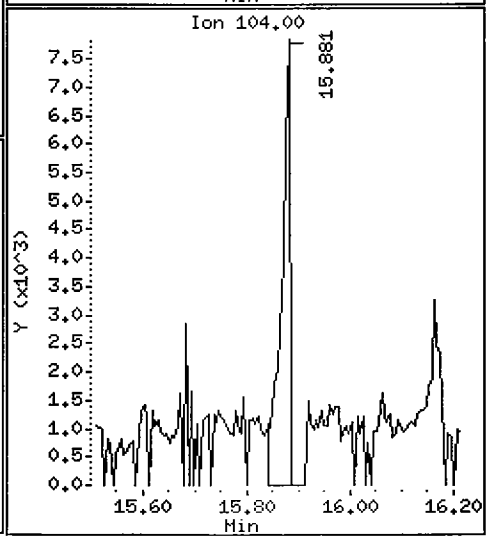

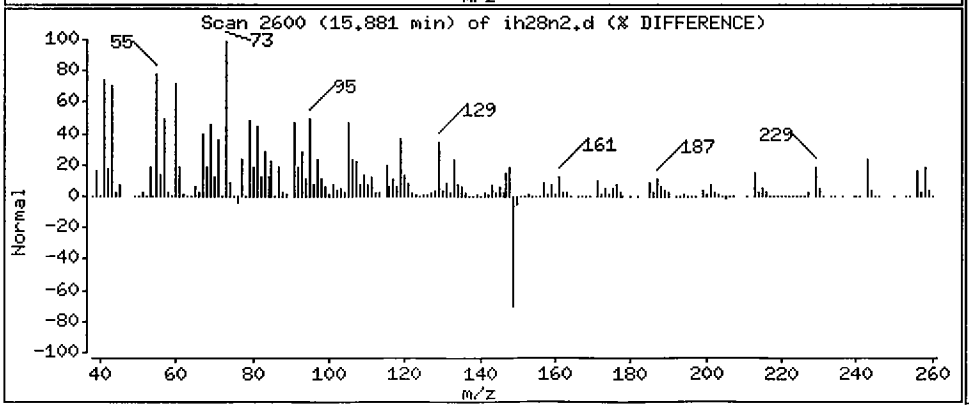

Data File: /chem3/nt4.i/20050803.b/ih28n2.d

Date : 03-AUG-2005 23:18

Client ID: AN-RI-SEDCZ-08A

Instrument: nt4.i

Sample Info: IH28N

Volume Injected (uL): 1.0

Operator: VS

Column phase: RTX-5

Column diameter: 0.32

64 Fluoranthene

Concentration: 100.9 ug/kg

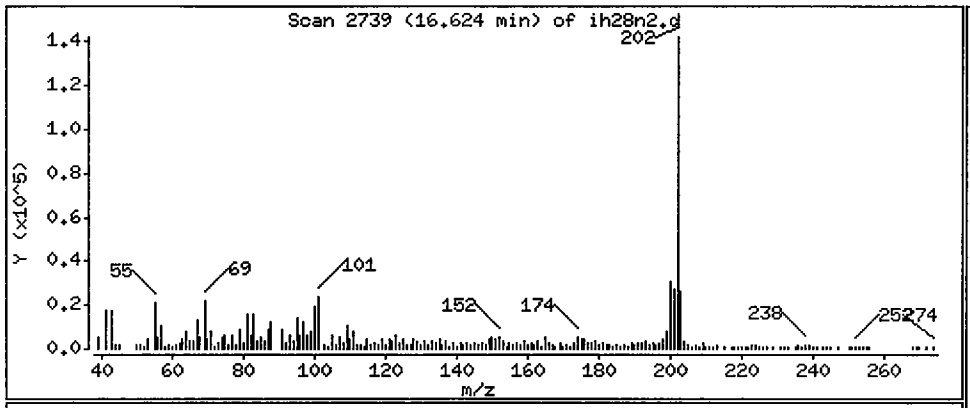

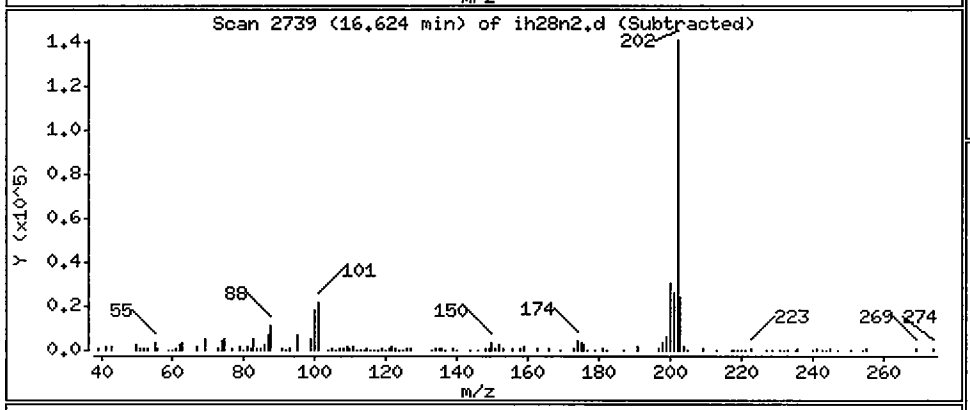

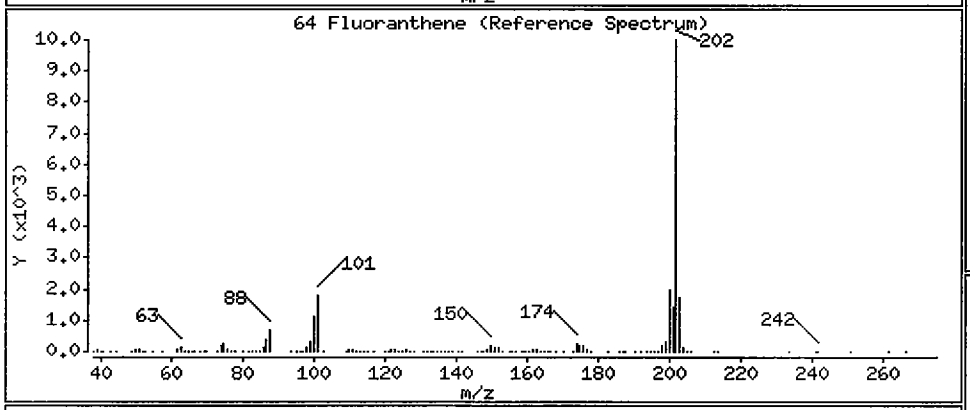

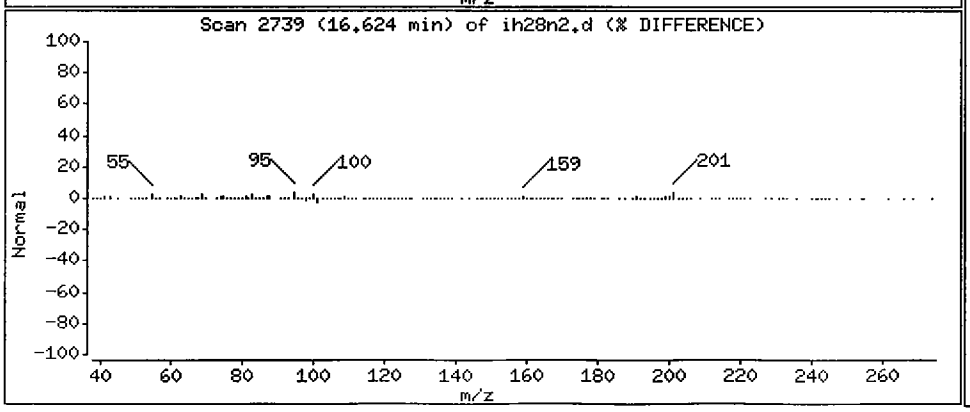

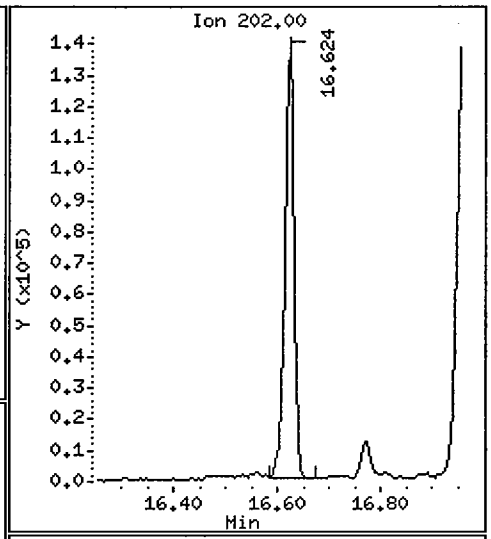

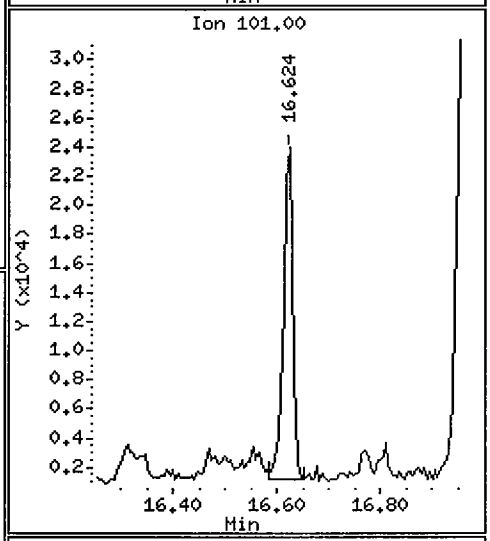

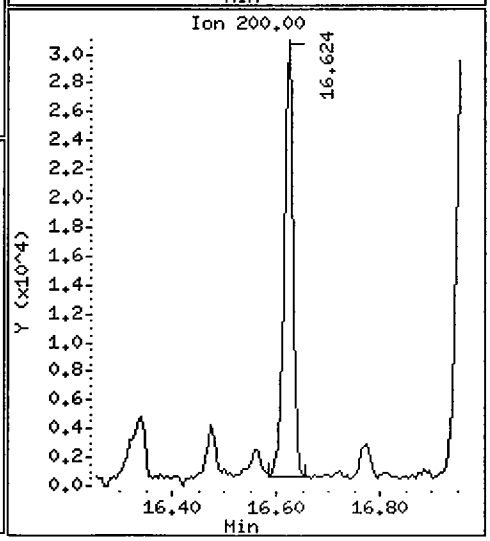

Data File: /chem3/nt4.i/20050803.b/ih28n2.d

Date : 03-AUG-2005 23:18

Client ID: AN-RI-SEDCZ-08A

Instrument: nt4.i

Sample Info: IH28N

Volume Injected (uL): 1.0

Operator: VS

Column phase: RTX-5

Column diameter: 0.32

65 Pyrene

Concentration: 91.89 ug/kg

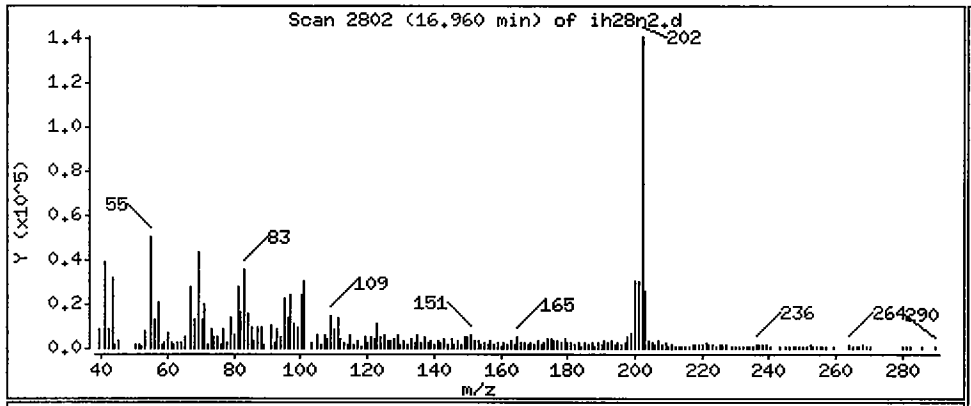

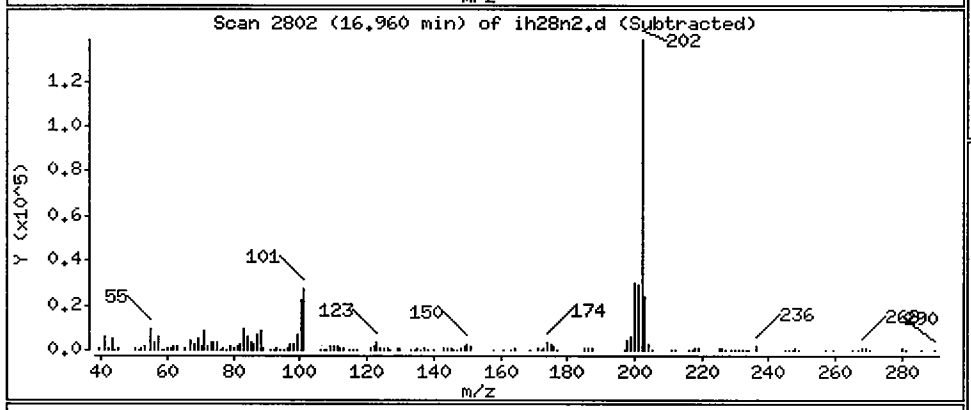

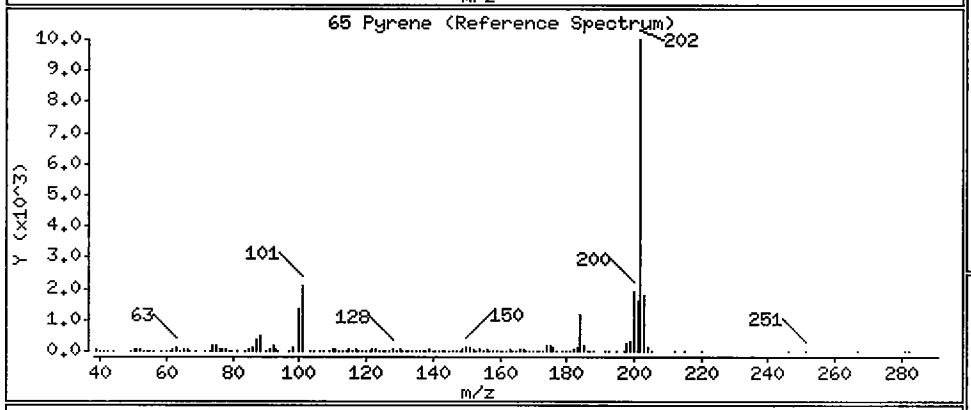

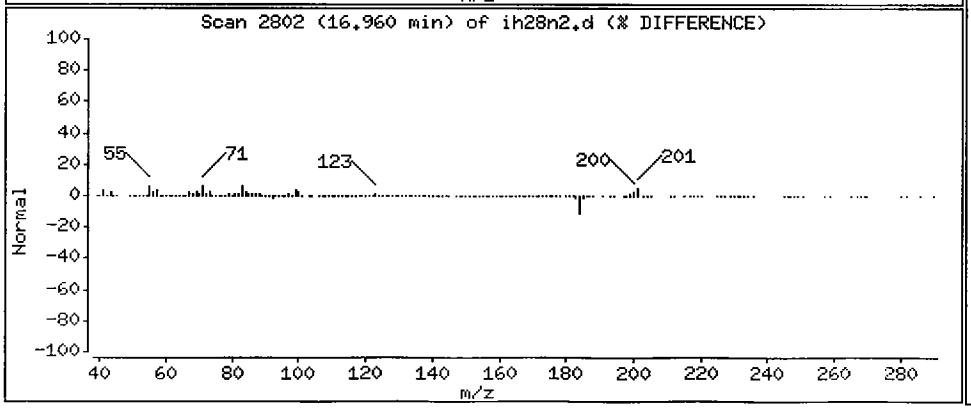

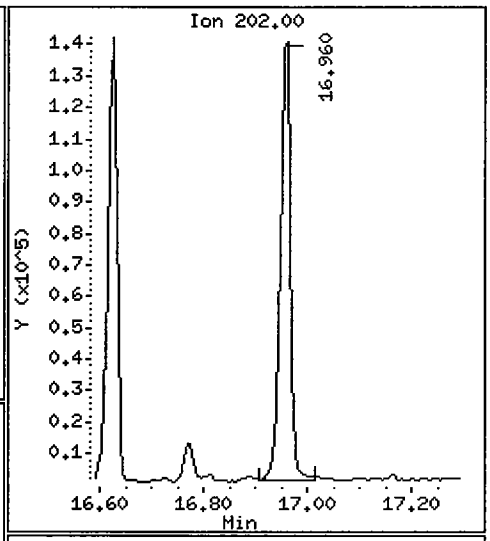

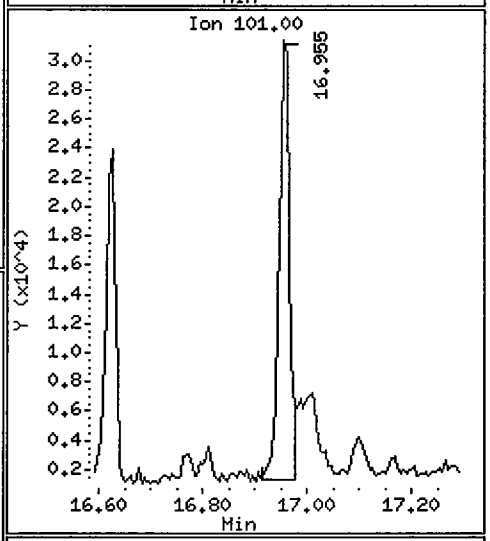

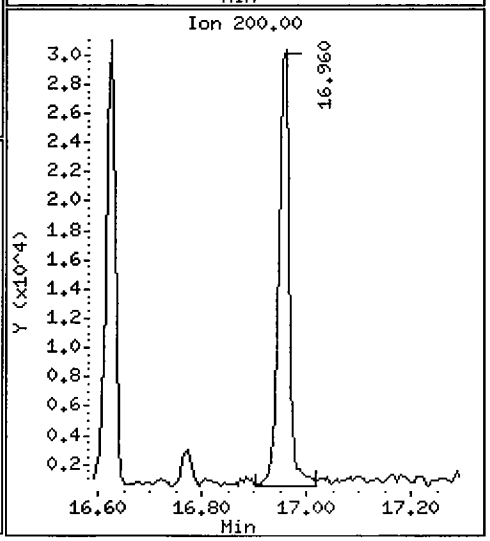

Data File: /chem3/nt4.i/20050803.b/ih28n2.d

Date : 03-AUG-2005 23:18

Client ID: AN-RI-SEDCZ-08A

Instrument: nt4.i

Sample Info: IH28N

Volume Injected (uL): 1.0

Operator: VS

Column phase: RTX-5

Column diameter: 0.32

68 Benzo(a)anthracene

Concentration: 32.34 ug/kg

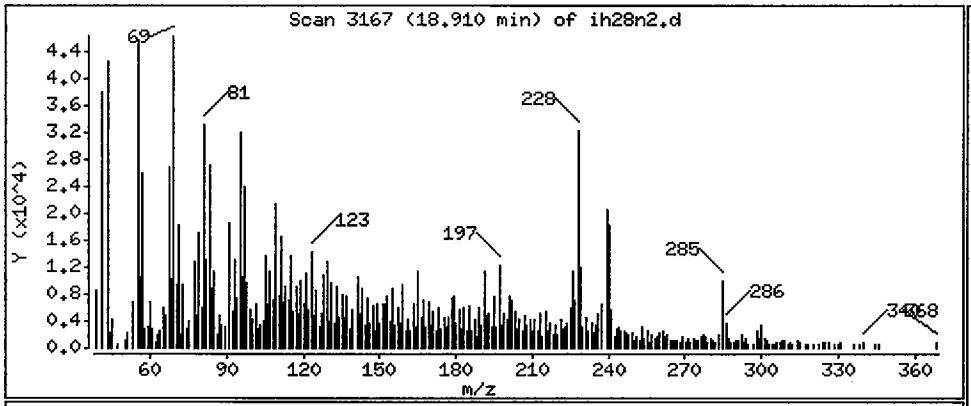

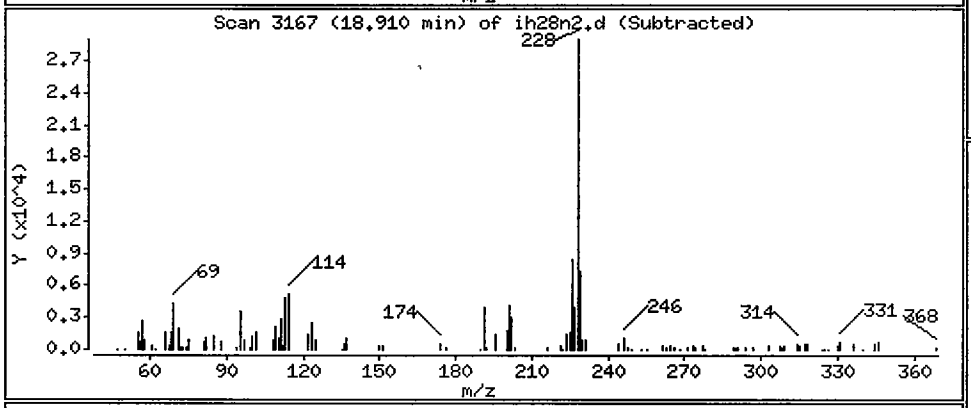

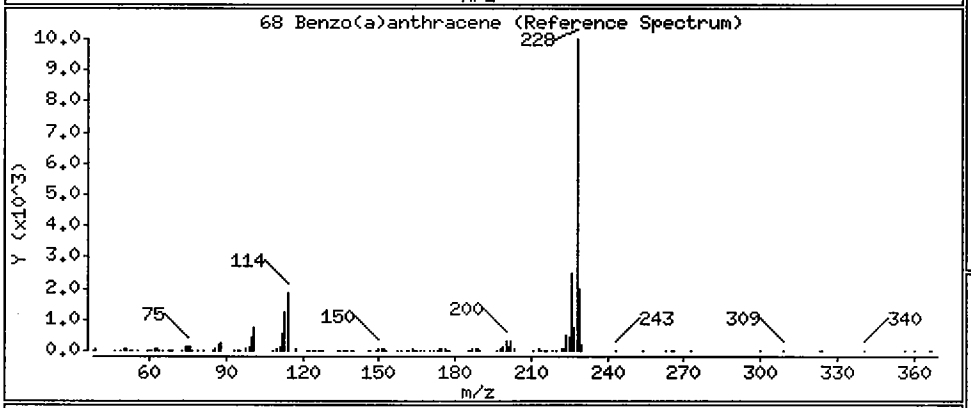

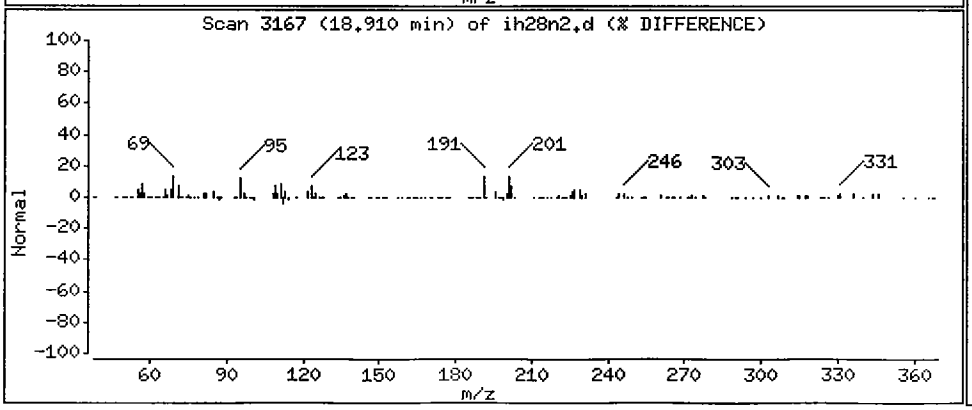

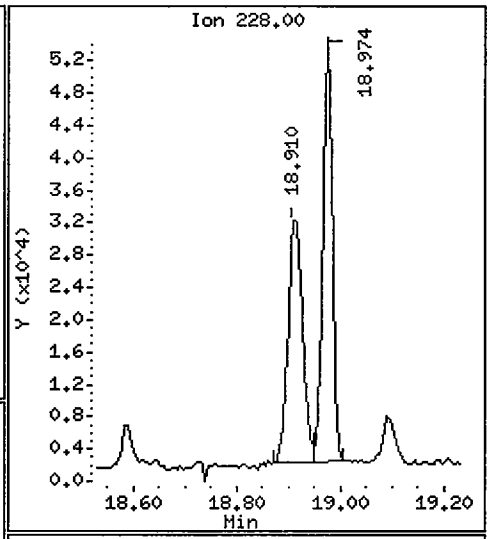

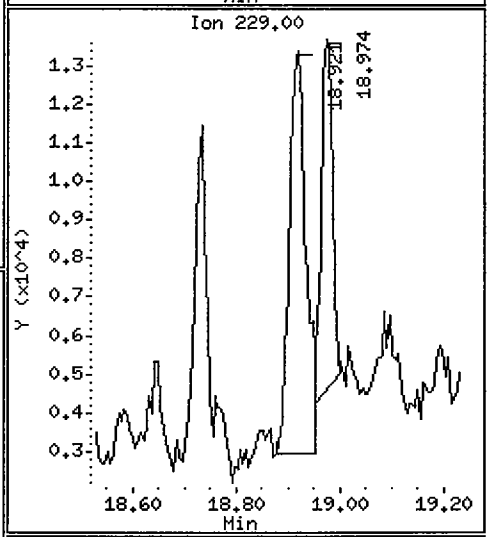

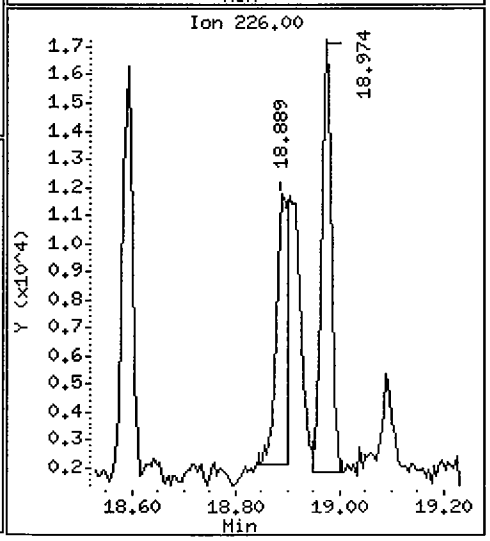

Data File: /chem3/nt4.i/20050803.b/ih28n2.d

Date : 03-AUG-2005 23:18

Client ID: AN-RI-SEDCZ-08A

Instrument: nt4.i

Sample Info: IH28N

Volume Injected (uL): 1.0

Operator: VS

Column phase: RTX-5

Column diameter: 0.32

71 Chrysene

Concentration: 34.78 ug/kg

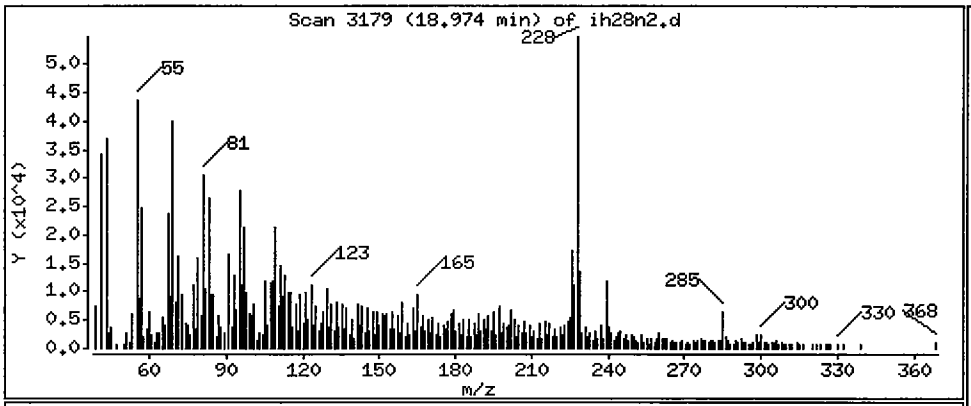

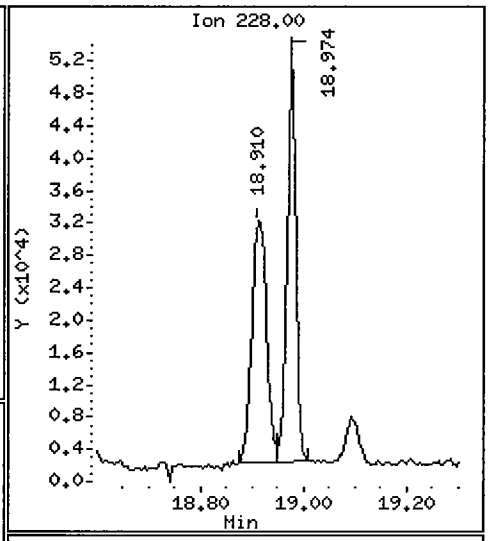

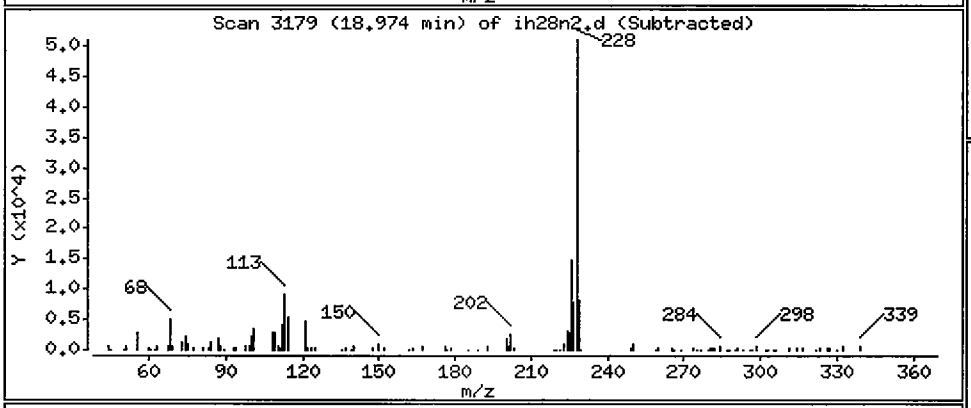

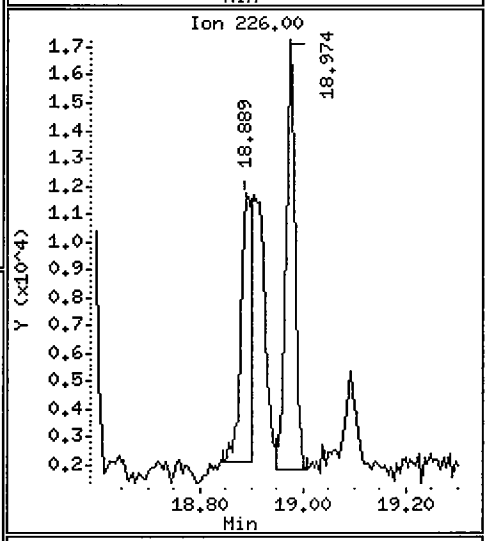

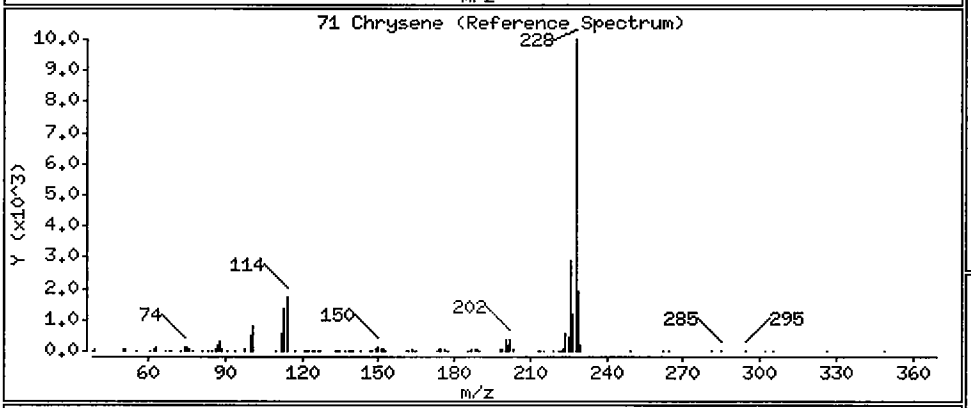

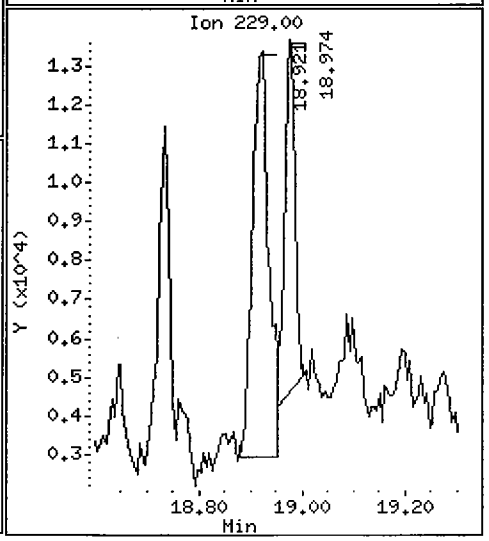

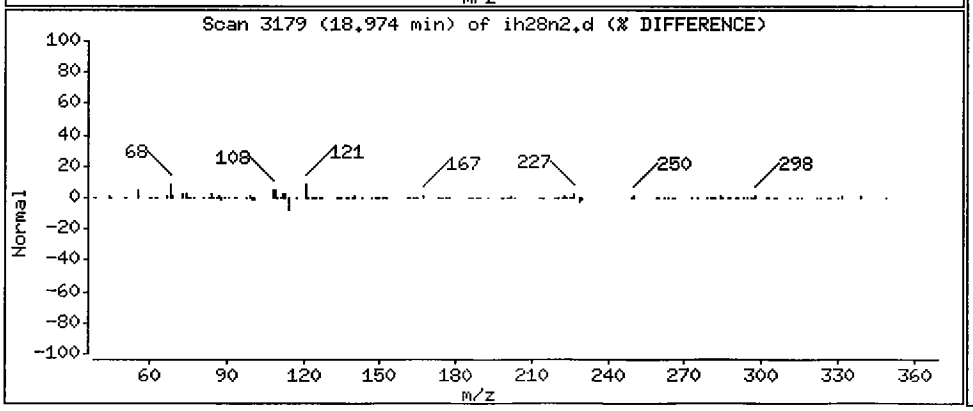

Data File: /chem3/nt4.i/20050803.b/ih28n2.d

Date : 03-AUG-2005 23:18

Client ID: AN-RI-SEDCZ-08A

Instrument: nt4.i

Sample Info: IH28N

Volume Injected (uL): 1.0

Operator: VS

Column phase: RTX-5

Column diameter: 0.32

74 Benzo(b)fluoranthene

Concentration: 30.06 ug/kg

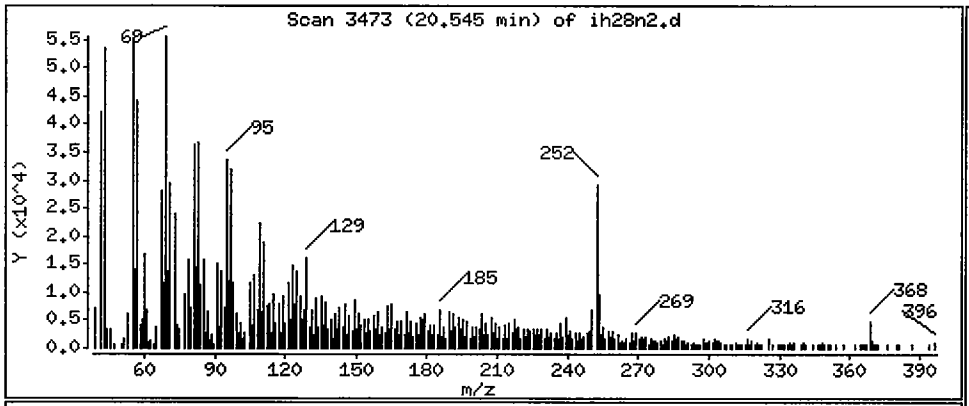

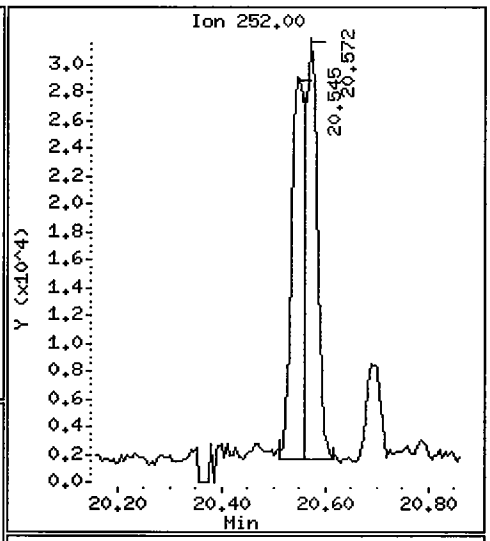

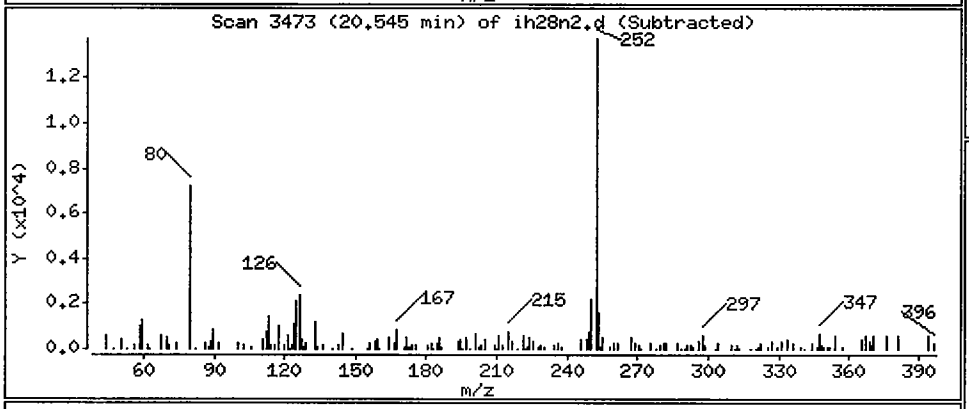

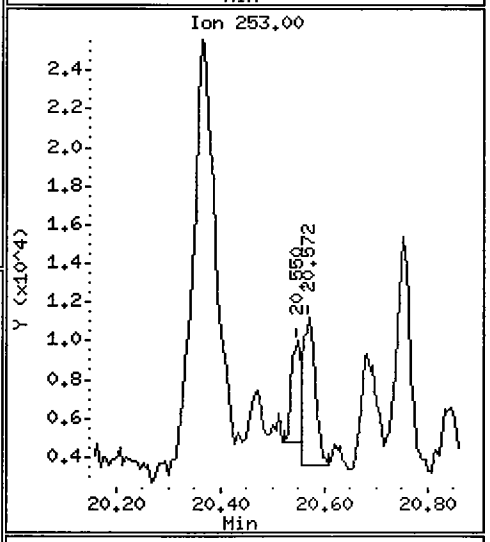

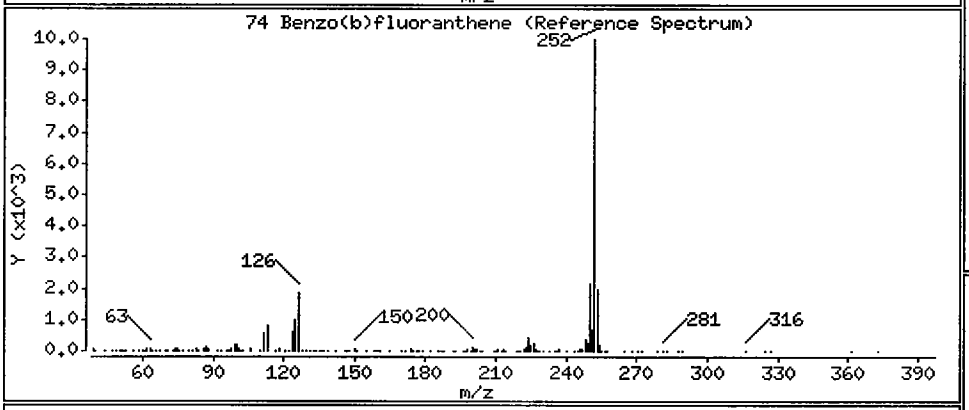

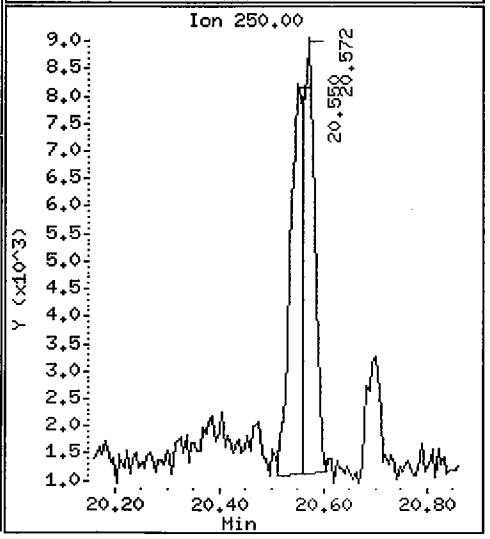

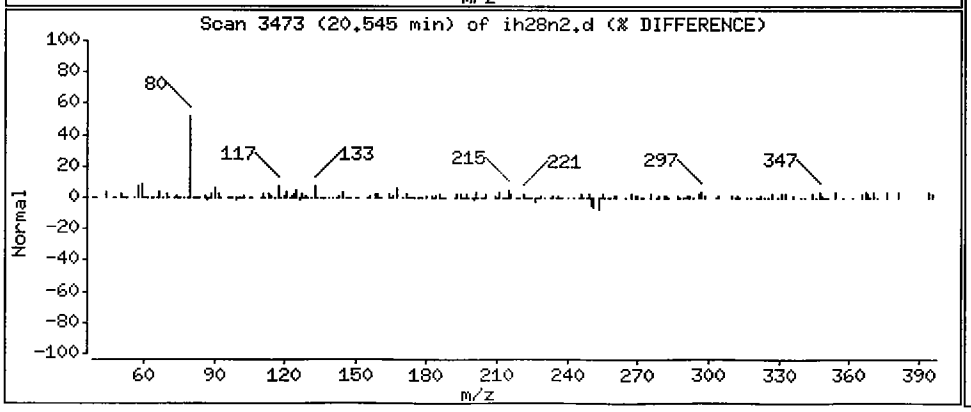

Data File: /chem3/nt4.i/20050803.b/ih28n2.d

Date : 03-AUG-2005 23:18

Client ID: AN-RI-SEDCZ-08A

Instrument: nt4.i

Sample Info: IH28N

Volume Injected (uL): 1.0

Operator: VS

Column phase: RTX-5

Column diameter: 0.32

75 Benzo(k)fluoranthene

Concentration: 30.20 ug/kg

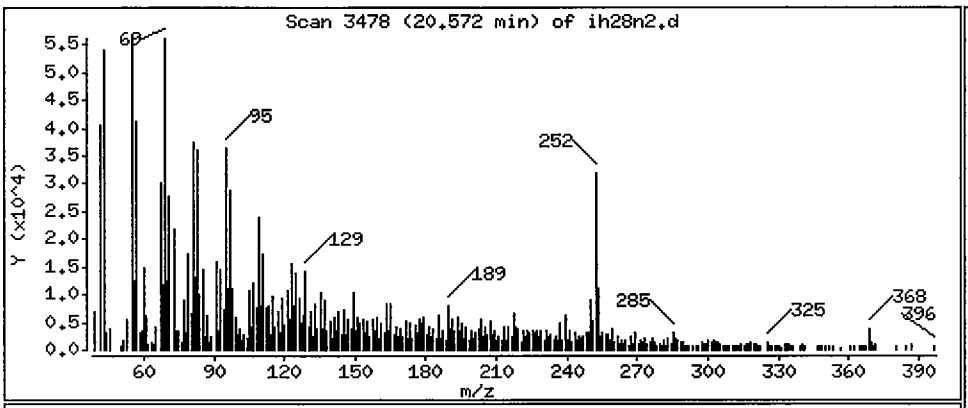

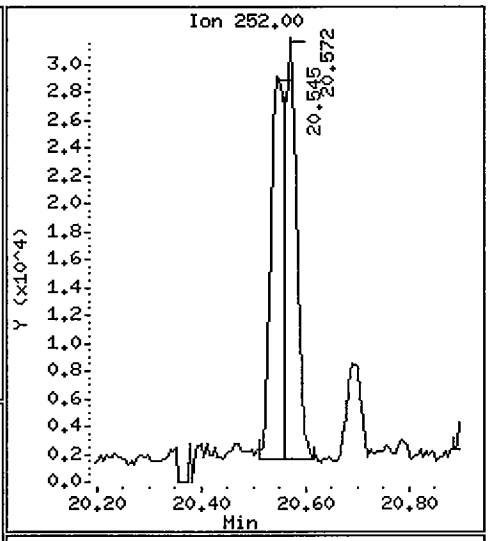

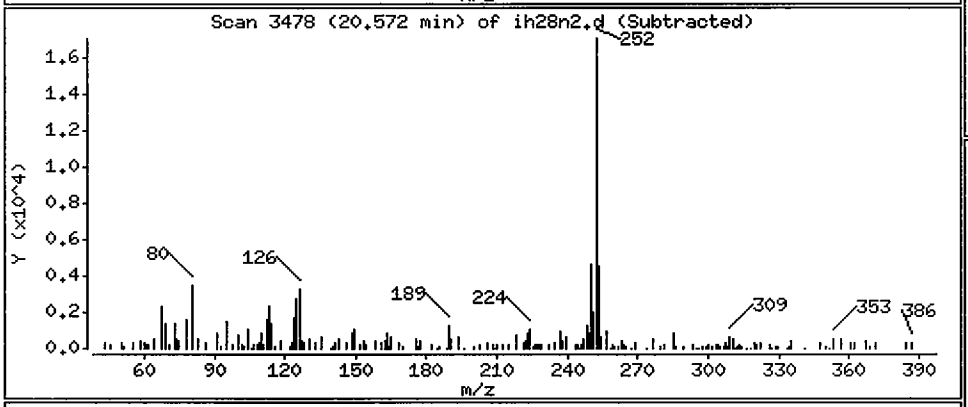

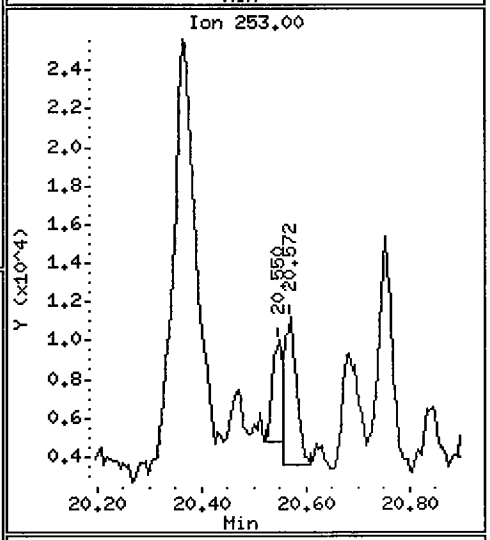

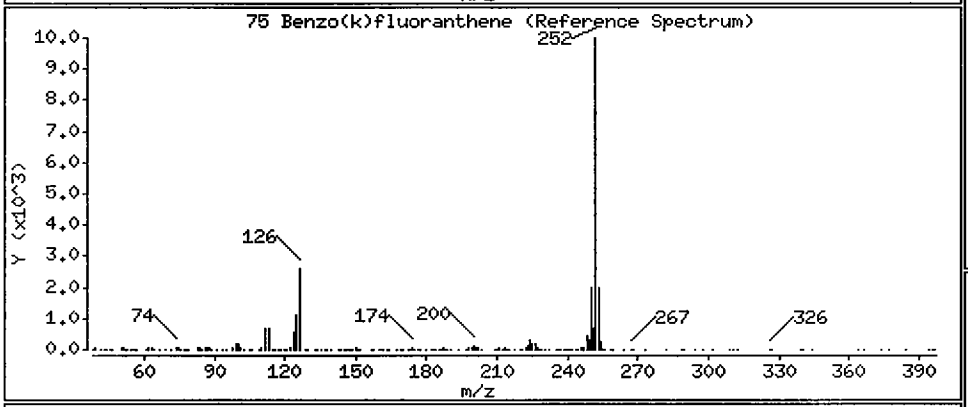

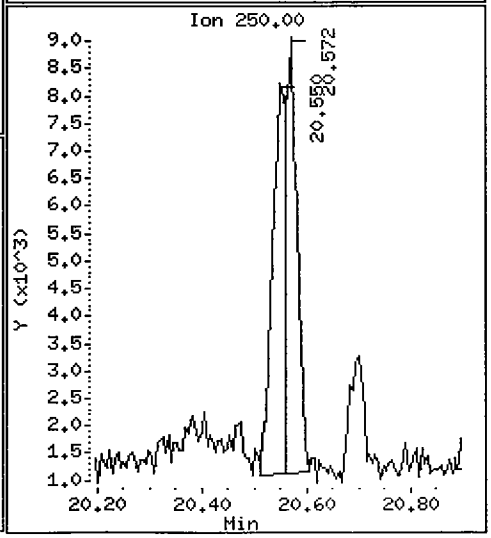

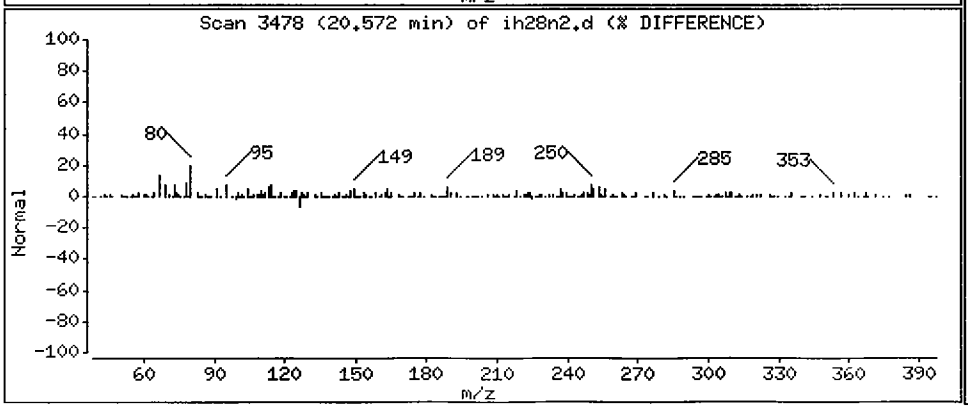

Data File: /chem3/nt4.i/20050803.b/ih28n2.d

Date : 03-AUG-2005 23:18

Client ID: AN-RI-SEDCZ-08A

Instrument: nt4.i

Sample Info: IH28N

Volume Injected (uL): 1.0

Operator: VS

Column phase: RTX-5

Column diameter: 0.32

76 Benzo(a)pyrene

Concentration: 37.33 ug/kg

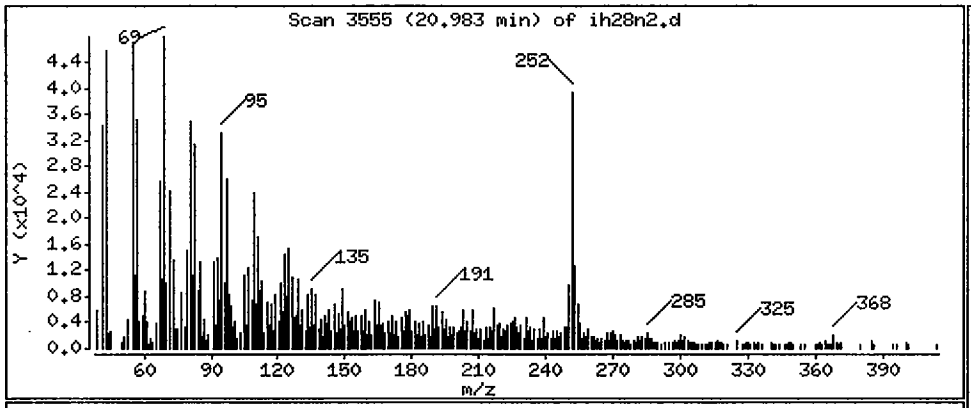

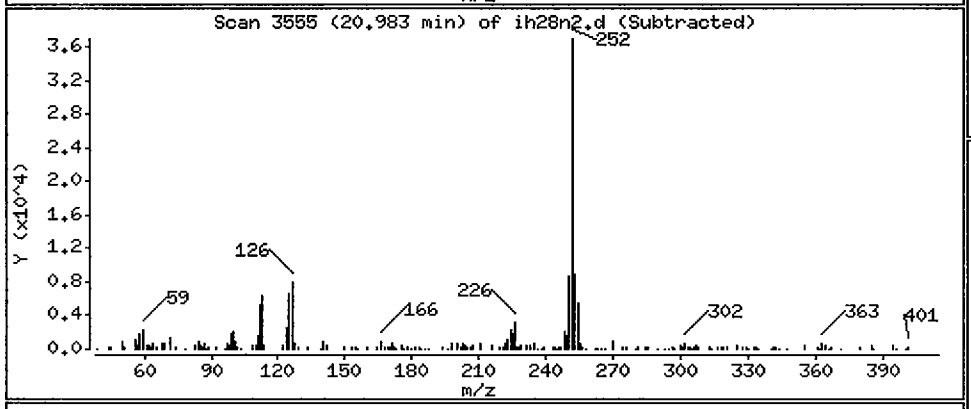

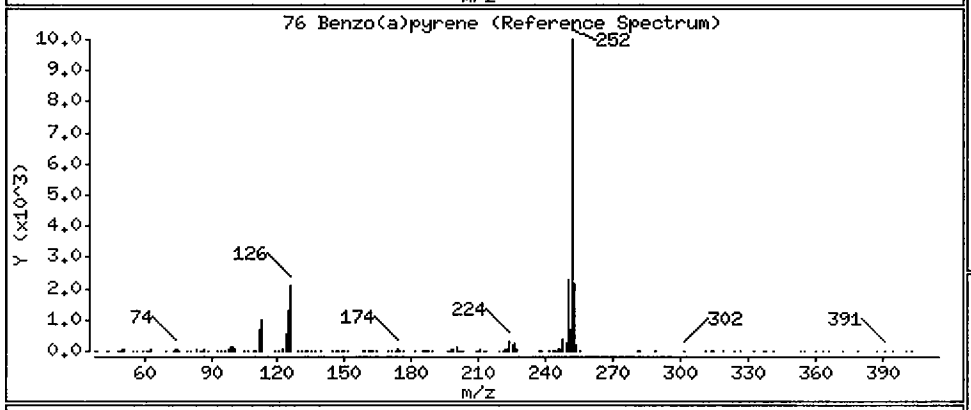

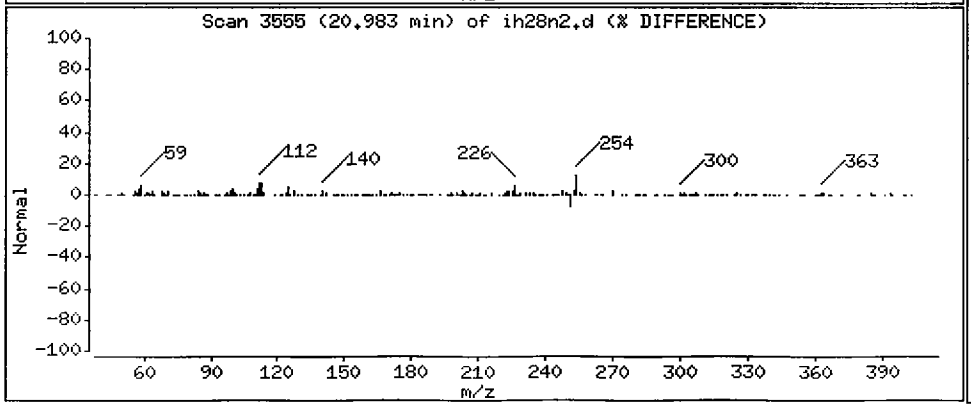

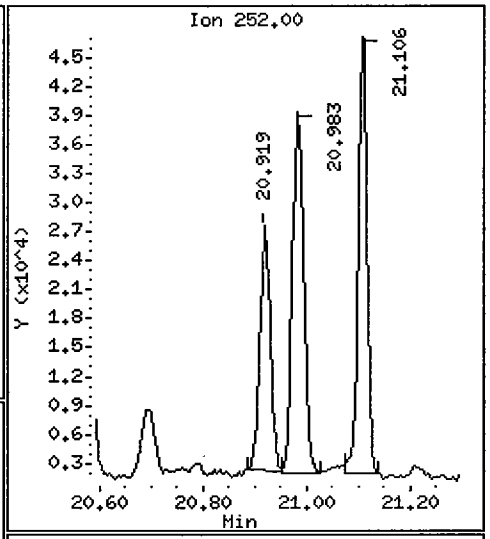

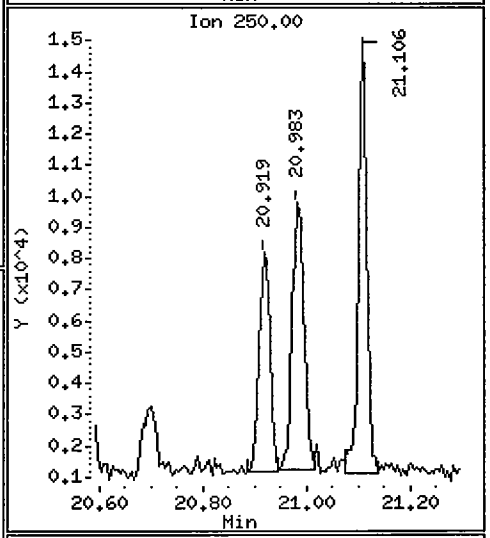

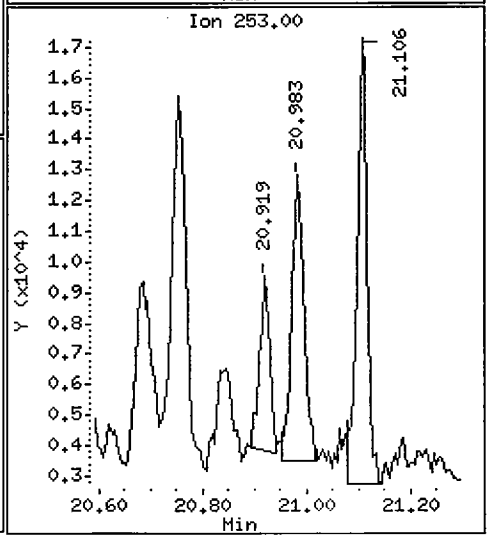

Data File: /chem3/nt4.i/20050803.b/ih28n2.d

Date : 03-AUG-2005 23:18

Client ID: AN-RI-SEDCZ-08A

Instrument: nt4.i

Sample Info: IH28N

Volume Injected (uL): 1.0

Operator: VS

Column phase: RTX-5

Column diameter: 0.32

78 Indeno(1,2,3-cd)pyrene

Concentration: 24.45 ug/kg

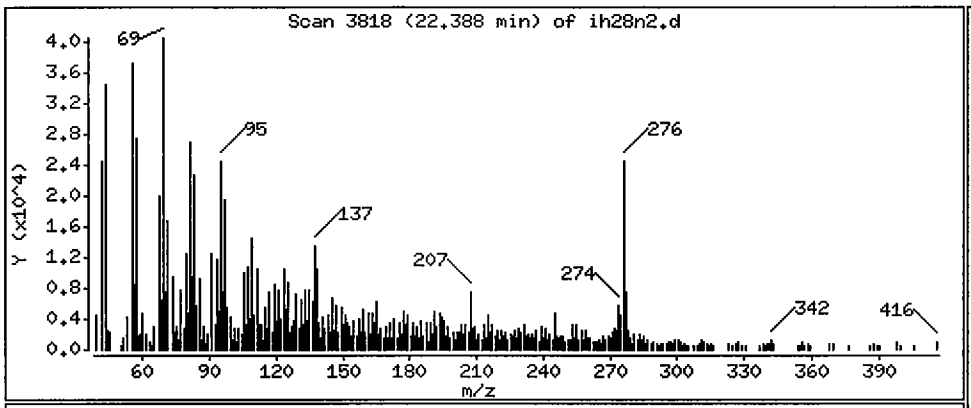

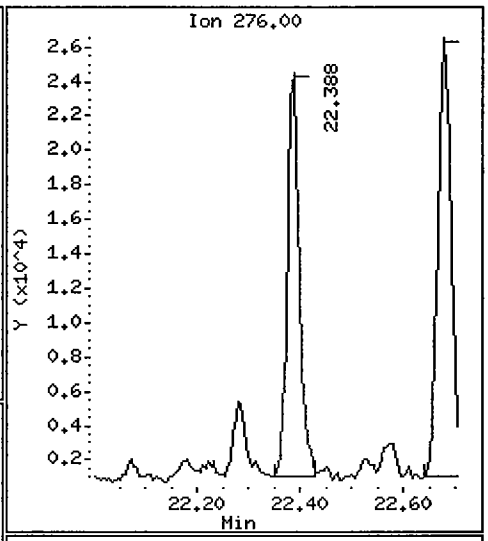

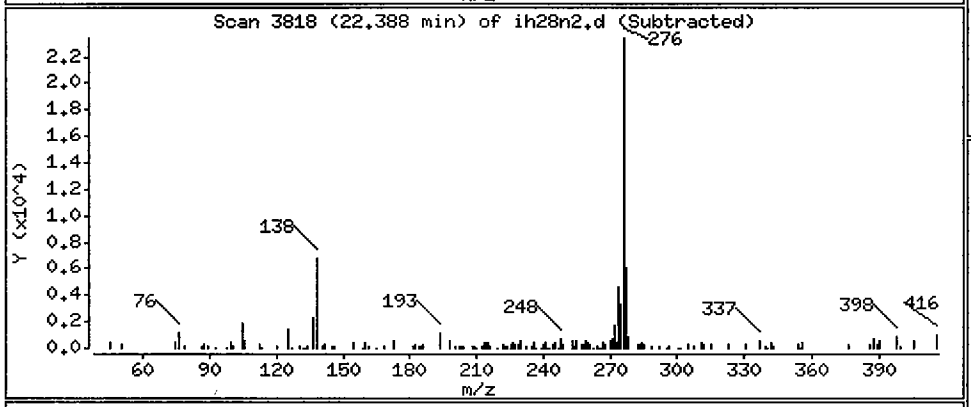

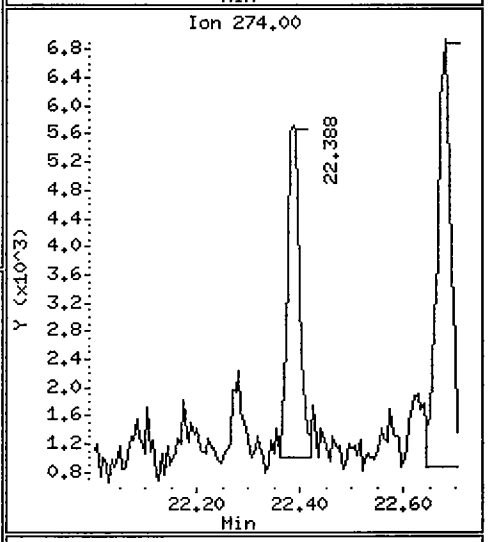

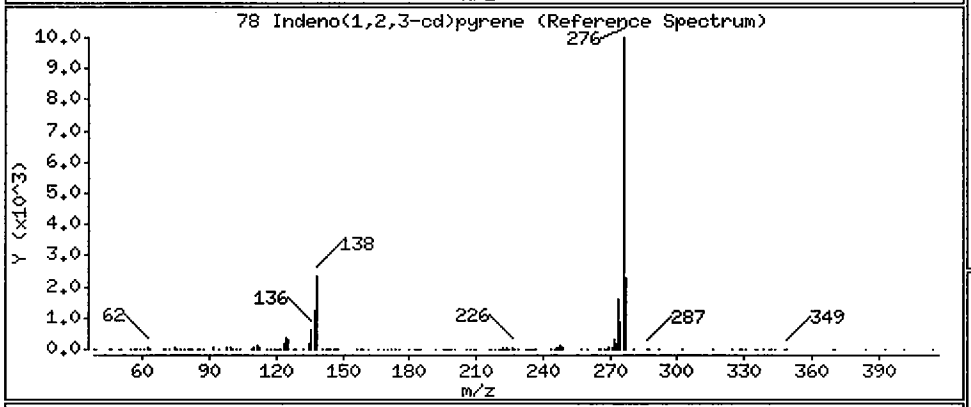

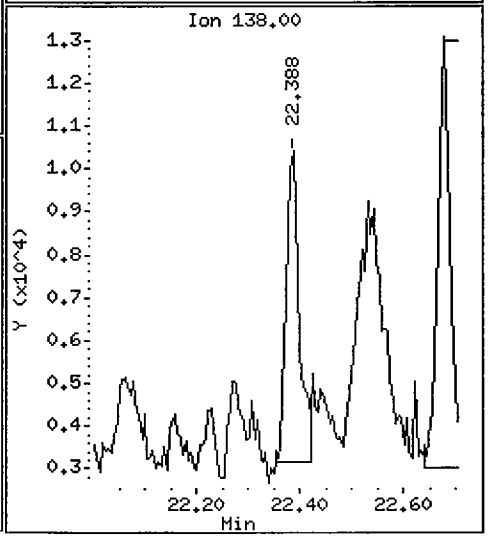

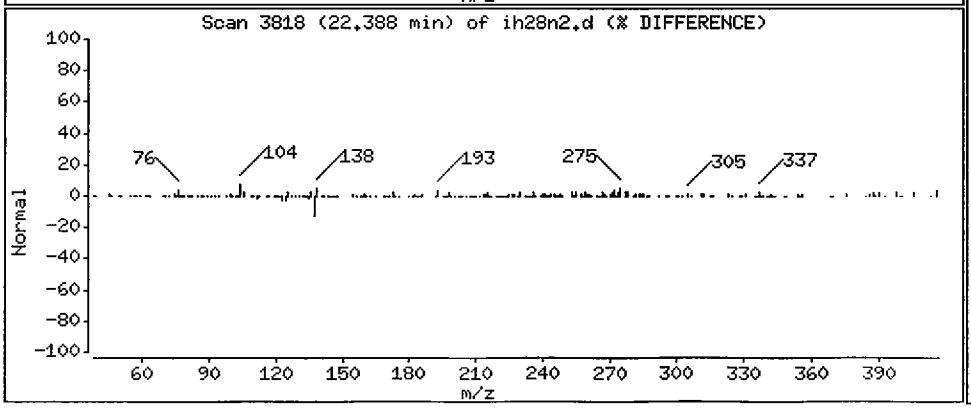

Data File: /chem3/nt4.i/20050803.b/ih28n2.d

Date : 03-AUG-2005 23:18

Client ID: AN-RI-SEDCZ-08A

Instrument: nt4.i

Sample Info: IH28N

Volume Injected (uL): 1.0

Operator: VS

Column phase: RTX-5

Column diameter: 0.32

80 Benzo(g,h,i)perylene

Concentration: 28.15 ug/kg

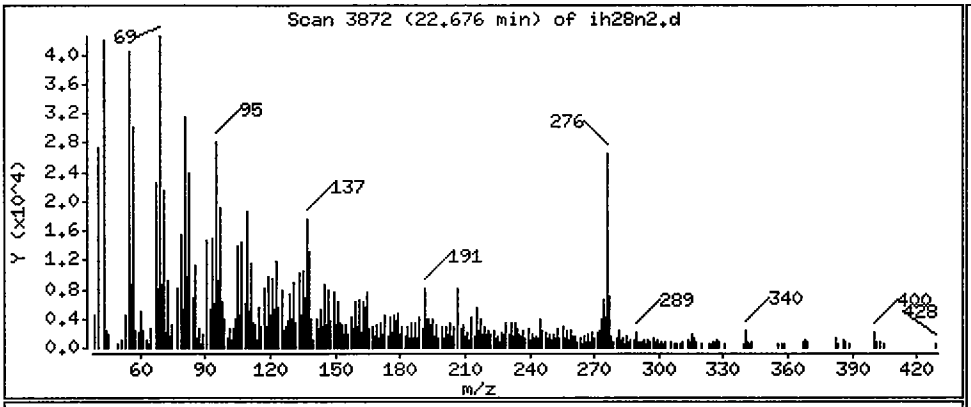

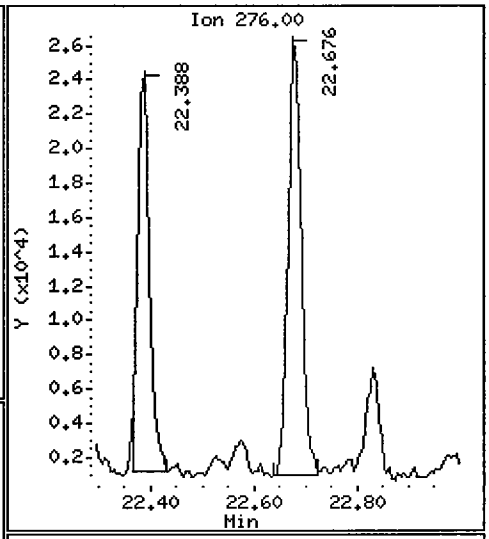

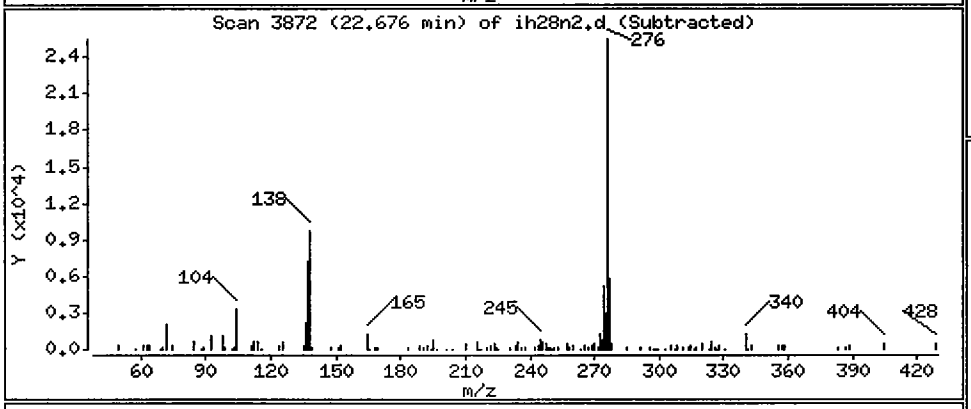

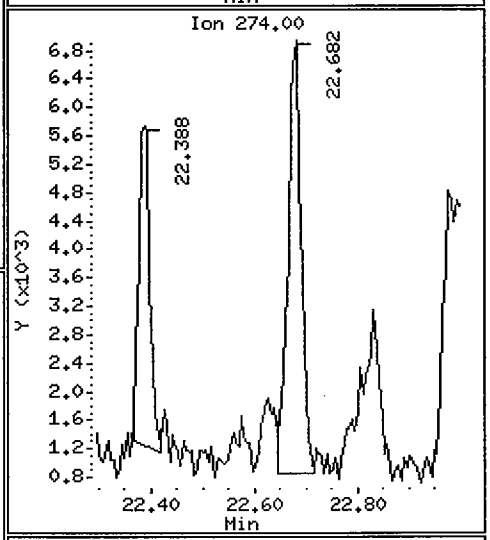

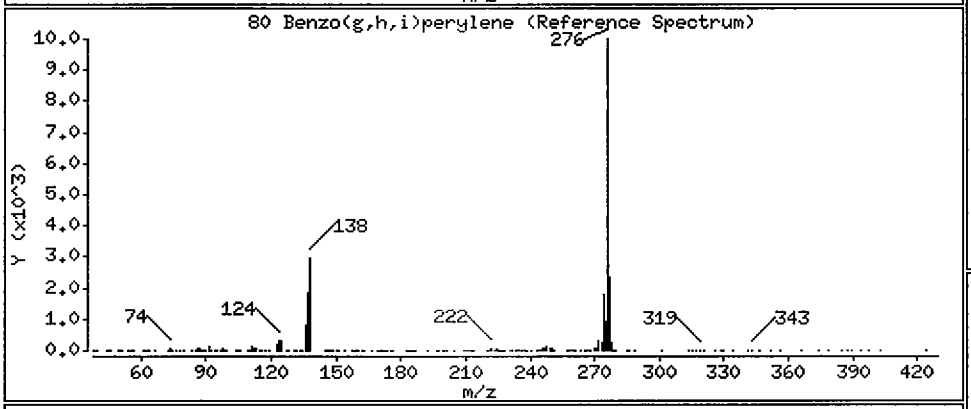

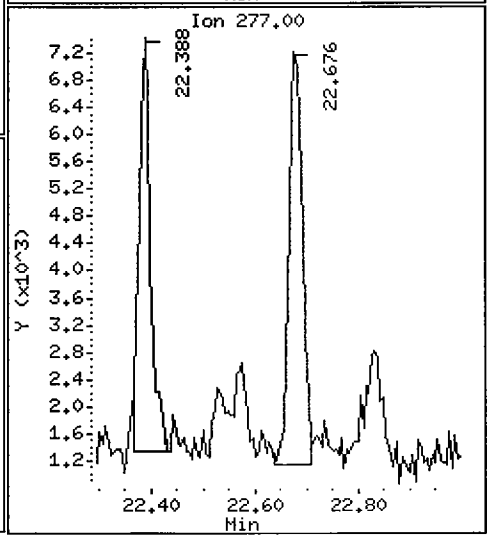

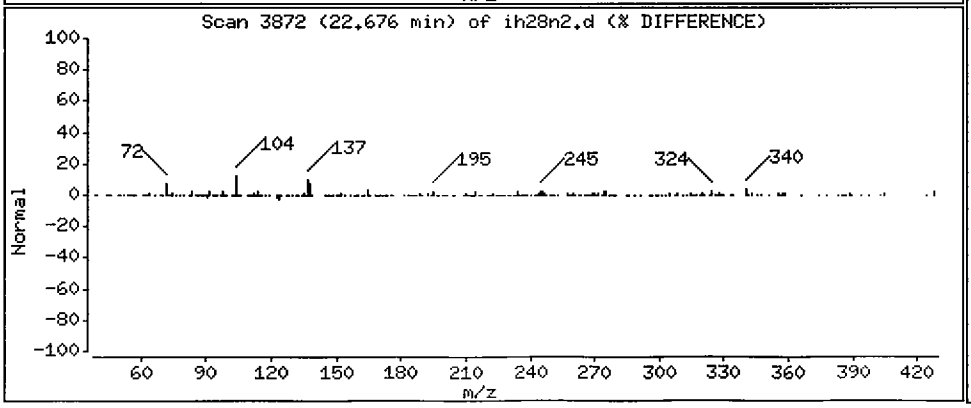

ANALYTICAL RESOURCES INCORPORATED

ORGANICS ANALYSIS DATA SHEET
PSDDA Semivolatiles by SW8270D GC/MS
Page 1 of 1

Sample ID: AN-RI-SEDCZ-08B
SAMPLE

Lab Sample ID: IH280
LIMS ID: 05-11895
Matrix: Sediment
Data Release Authorized:
Reported: 08/04/05

QC Report No: IH28-Anchor Environmental
Project: KC Former Scott Mill
00010501/T2
Date Sampled: 07/13/05
Date Received: 07/18/05

Date Extracted: 07/25/05
Date Analyzed: 08/03/05 23:51
Instrument/Analyst: NT4/LJR
GPC Cleanup: No

Sample Amount: 21.9 g-dry-wt
Final Extract Volume: 0.5 mL
Dilution Factor: 1.00
Percent Moisture: 50.7%
pH: 7.3

CAS Number	Analyte	RL	Result
108-95-2	Phenol	23	< 23 U
100-51-6	Benzyl Alcohol	23	< 23 U
95-48-7	2-Methylphenol	23	< 23 U
106-44-5	**4-Methylphenol**	**23**	**120**
67-72-1	Hexachloroethane	23	< 23 U
105-67-9	2,4-Dimethylphenol	23	< 23 U
65-85-0	Benzoic Acid	230	< 230 U
120-82-1	1,2,4-Trichlorobenzene	23	< 23 U
91-20-3	**Naphthalene**	**23**	**43**
87-68-3	Hexachlorobutadiene	23	< 23 U
91-57-6	2-Methylnaphthalene	23	< 23 U
131-11-3	Dimethylphthalate	23	< 23 U
208-96-8	Acenaphthylene	23	< 23 U
83-32-9	Acenaphthene	23	< 23 U
132-64-9	Dibenzofuran	23	< 23 U
84-66-2	Diethylphthalate	23	< 23 U
86-73-7	Fluorene	23	< 23 U
86-30-6	N-Nitrosodiphenylamine	23	< 23 U
87-86-5	Pentachlorophenol	110	< 110 U
85-01-8	**Phenanthrene**	**23**	**41**
120-12-7	Anthracene	23	< 23 U
84-74-2	Di-n-Butylphthalate	23	< 23 U
206-44-0	**Fluoranthene**	**23**	**50**
129-00-0	**Pyrene**	**23**	**34**
85-68-7	Butylbenzylphthalate	23	< 23 U
56-55-3	Benzo(a)anthracene	23	< 23 U
117-81-7	bis(2-Ethylhexyl)phthalate	23	< 23 U
218-01-9	Chrysene	23	< 23 U
117-84-0	Di-n-Octyl phthalate	23	< 23 U
205-99-2	Benzo(b)fluoranthene	23	< 23 U
207-08-9	Benzo(k)fluoranthene	23	< 23 U
50-32-8	Benzo(a)pyrene	23	< 23 U
193-39-5	Indeno(1,2,3-cd)pyrene	23	< 23 U
53-70-3	Dibenz(a,h)anthracene	23	< 23 U
191-24-2	Benzo(g,h,i)perylene	23	< 23 U

Reported in µg/kg (ppb)

Semivolatile Surrogate Recovery

d5-Nitrobenzene	44.8%	2-Fluorobiphenyl	44.0%
d14-p-Terphenyl	33.6%	d4-1,2-Dichlorobenzene	38.6%
d5-Phenol	44.5%	2-Fluorophenol	48.5%
2,4,6-Tribromophenol	52.5%	d4-2-Chlorophenol	46.9%

Analytical Resources, Inc.

Semivolatile Report SW846 Method 8270C

Data file : /chem3/nt4.i/20050803.b/ih28odl.d
Lab Smp Id: IH28O Client Smp ID: AN-RI-SEDCZ-08B
Inj Date : 03-AUG-2005 23:51
Operator : VS Inst ID: nt4.i
Smp Info : IH28O
Misc Info : 05-11895
Comment : 1ul Injection
Method : /chem3/nt4.i/20050803.b/SW846.m
Meth Date : 04-Aug-2005 08:44 jeff Quant Type: ISTD
Cal Date : 02-AUG-2005 20:22 Cal File: 0100802.d
Als bottle: 14
Dil Factor: 1.00000
Integrator: HP RTE Compound Sublist: PSDDA.sub
Target Version: 3.50

Concentration Formula: Amt * DF * Vt/(Ws * (100 - M)/100) * CpndVariable

Name	Value	Description
DF	1.00000	Dilution Factor
Vt	500.00000	Volume of final extract (uL)
Ws	44.40000	Weight of sample extracted (g)
M	50.70000	% Moisture

Cpnd Variable Local Compound Variable

Compounds	QUANT SIG MASS	RT	EXP RT	REL RT	RESPONSE	CONCENTRATIONS ON-COLUMN (ug/mL)	CONCENTRATIONS FINAL (ug/kg)
$ 1 2-Fluorophenol	112	5.135	5.062	(0.697)	160126	18.1978	415.7
$ 2 Phenol-d5	99	7.096	7.071	(0.964)	189896	16.6544	380.4
3 Phenol	94	Compound Not Detected.					
$ 5 2-Chlorophenol-d4	132	7.069	7.055	(0.960)	160331	17.6149	402.4
4 Bis(2-Chloroethyl)ether	93	Compound Not Detected.					
6 2-Chlorophenol	128	Compound Not Detected.					
7 1,3-Dichlorobenzene	146	Compound Not Detected.					
* 8 1,4-Dichlorobenzene-d4	152	7.363	7.359	(1.000)	125734	20.0000	
9 1,4-Dichlorobenzene	146	Compound Not Detected.					
$ 10 1,2-Dichlorobenzene-d4	152	7.684	7.680	(1.044)	55588	9.65232	220.5
12 1,2-Dichlorobenzene	146	Compound Not Detected.					
11 Benzyl alcohol	108	Compound Not Detected.					
14 2,2'-oxybis(1-Chloropropane)	45	Compound Not Detected.					
13 2-Methylphenol	108	Compound Not Detected.					
17 Hexachloroethane	117	Compound Not Detected.					

	Compounds	QUANT SIG MASS	RT	EXP RT	REL RT	RESPONSE	CONCENTRATIONS ON-COLUMN (ug/mL)	FINAL (ug/kg)
16	N-Nitroso-di-n-propylamine	70	Compound Not Detected.					
15	4-Methylphenol	108	8.357	8.348	(1.135)	42855	5.03482	115.0
$ 18	Nitrobenzene-d5	82	8.399	8.401	(0.883)	148118	11.1620	255.0
19	Nitrobenzene	77	Compound Not Detected.					
20	Isophorone	82	Compound Not Detected.					
21	2-Nitrophenol	139	Compound Not Detected.					
22	2,4-Dimethylphenol	107	Compound Not Detected.					
23	Bis(2-Chloroethoxy)methane	93	Compound Not Detected.					
24	Benzoic acid	105	Compound Not Detected.					
25	2,4-Dichlorophenol	162	Compound Not Detected.					
26	1,2,4-Trichlorobenzene	180	Compound Not Detected.					
* 27	Naphthalene-d8	136	9.516	9.517	(1.000)	495708	20.0000	
28	Naphthalene	128	9.543	9.544	(1.003)	51303	1.88904	43.17
29	4-Chloroaniline	127	Compound Not Detected.					
30	Hexachlorobutadiene	225	Compound Not Detected.					
31	4-Chloro-3-methylphenol	107	Compound Not Detected.					
32	2-Methylnaphthalene	141	Compound Not Detected.					
33	Hexachlorocyclopentadiene	237	Compound Not Detected.					
34	2,4,6-Trichlorophenol	196	Compound Not Detected.					
35	2,4,5-Trichlorophenol	196	Compound Not Detected.					
$ 36	2-Fluorobiphenyl	172	11.348	11.344	(0.918)	201663	10.9738	250.7
37	2-Chloronaphthalene	162	Compound Not Detected.					
38	2-Nitroaniline	65	Compound Not Detected.					
39	Dimethylphthalate	163	Compound Not Detected.					
40	Acenaphthylene	152	Compound Not Detected.					
41	2,6-Dinitrotoluene	165	Compound Not Detected.					
* 42	Acenaphthene-d10	164	12.363	12.354	(1.000)	281614	20.0000	
43	3-Nitroaniline	138	Compound Not Detected.					
44	Acenaphthene	153	Compound Not Detected.					
45	2,4-Dinitrophenol	184	Compound Not Detected.					
46	Dibenzofuran	168	Compound Not Detected.					
47	4-Nitrophenol	109	Compound Not Detected.					
48	2,4-Dinitrotoluene	165	Compound Not Detected.					
50	Diethylphthalate	149	Compound Not Detected.					
49	Fluorene	166	Compound Not Detected.					
51	4-Chlorophenyl-phenylether	204	Compound Not Detected.					
52	4-Nitroaniline	138	Compound Not Detected.					
53	4,6-Dinitro-2-methylphenol	198	Compound Not Detected.					
54	N-Nitrosodiphenylamine	169	Compound Not Detected.					
$ 55	2,4,6-Tribromophenol	330	13.651	13.642	(1.104)	35608	19.7262	450.8
56	4-Bromophenyl-phenylether	248	Compound Not Detected.					
57	Hexachlorobenzene	284	Compound Not Detected.					
58	Pentachlorophenol	266	Compound Not Detected.					
* 59	Phenanthrene-d10	188	14.687	14.673	(1.000)	459754	20.0000	
60	Phenanthrene	178	14.714	14.710	(1.002)	49776	1.78040	40.67
61	Anthracene	178	Compound Not Detected.					
62	Carbazole	167	Compound Not Detected.					

	Compounds	QUANT SIG MASS	RT	EXP RT	REL RT	RESPONSE	CONCENTRATIONS ON-COLUMN (ug/mL)	FINAL (ug/kg)
	63 Di-n-butylphthalate	149	Compound Not Detected.					
	64 Fluoranthene	202	16.621	16.606	(1.132)	58244	2.20530	50.37
	65 Pyrene	202	16.963	16.943	(0.895)	63000	1.50262	34.32
$	66 Terphenyl-d14	244	17.342	17.317	(0.915)	210453	8.41413	192.2
	67 Butylbenzylphthalate	149	Compound Not Detected.					
	68 Benzo(a)anthracene	228	Compound Not Detected.					
*	69 Chrysene-d12	240	18.955	18.909	(1.000)	536581	20.0000	
	70 3,3'-Dichlorobenzidine	252	Compound Not Detected.					
	71 Chrysene	228	Compound Not Detected.					
	72 bis(2-Ethylhexyl)phthalate	149	Compound Not Detected.					
*	134 Di-n-octylphthalate-d4	153	20.216	20.154	(1.000)	650603	20.0000	
	73 Di-n-octylphthalate	149	Compound Not Detected.					
	74 Benzo(b)fluoranthene	252	Compound Not Detected.					
	75 Benzo(k)fluoranthene	252	Compound Not Detected.					
	76 Benzo(a)pyrene	252	Compound Not Detected.					
*	77 Perylene-d12	264	21.103	21.030	(1.000)	366475	20.0000	
	78 Indeno(1,2,3-cd)pyrene	276	Compound Not Detected.					
	79 Dibenzo(a,h)anthracene	278	Compound Not Detected.					
	80 Benzo(g,h,i)perylene	276	Compound Not Detected.					

Analytical Resources, Inc.

INTERNAL STANDARD COMPOUNDS
AREA AND RT SUMMARY

Instrument ID: nt4.i
Lab File ID: ih28odl.d
Lab Smp Id: IH28O
Analysis Type: SV
Quant Type: ISTD
Operator: VS
Method File: /chem3/nt4.i/20050803.b/SW846.m
Misc Info: 05-11895

Calibration Date: 03-AUG-2005
Calibration Time: 16:03
Client Smp ID: AN-RI-SEDCZ-08B
Level: LOW
Sample Type: Sediment

		AREA LIMIT			
COMPOUND	STANDARD	LOWER	UPPER	SAMPLE	%DIFF
8 1,4-Dichlorobenze	119650	59825	239300	125734	5.08
27 Naphthalene-d8	453363	226682	906726	495708	9.34
42 Acenaphthene-d10	254006	127003	508012	281614	10.87
59 Phenanthrene-d10	409127	204564	818254	459754	12.37
69 Chrysene-d12	338901	169450	677802	536581	58.33
134 Di-n-octylphthala	610532	305266	1221064	650603	6.56
77 Perylene-d12	332982	166491	665964	366475	10.06

		RT LIMIT			
COMPOUND	STANDARD	LOWER	UPPER	SAMPLE	%DIFF
8 1,4-Dichlorobenze	7.36	6.86	7.86	7.36	0.05
27 Naphthalene-d8	9.52	9.02	10.02	9.52	-0.02
42 Acenaphthene-d10	12.35	11.85	12.85	12.36	0.07
59 Phenanthrene-d10	14.67	14.17	15.17	14.69	0.10
69 Chrysene-d12	18.91	18.41	19.41	18.96	0.25
134 Di-n-octylphthala	20.15	19.65	20.65	20.22	0.31
77 Perylene-d12	21.03	20.53	21.53	21.10	0.35

AREA UPPER LIMIT = +100% of internal standard area.
AREA LOWER LIMIT = - 50% of internal standard area.
RT UPPER LIMIT = + 0.50 minutes of internal standard RT.
RT LOWER LIMIT = - 0.50 minutes of internal standard RT.

Analytical Resources, Inc.

RECOVERY REPORT

Client Name: ANCHOR
Sample Matrix: SOLID
Lab Smp Id: IH28O
Level: LOW
Data Type: MS DATA
SpikeList File: tclp.spk
Sublist File: PSDDA.sub
Method File: /chem3/nt4.i/20050803.b/SW846.m
Misc Info: 05-11895

Client SDG: IH28
Fraction: SV
Client Smp ID: AN-RI-SEDCZ-08B
Operator: VS
SampleType: SAMPLE
Quant Type: ISTD

SURROGATE COMPOUND	CONC ADDED ug/kg	CONC RECOVERED ug/kg	% RECOVERED	LIMITS
$ 1 2-Fluorophenol	856.6	415.7	48.53	24-112
$ 2 Phenol-d5	856.6	380.4	44.41	29-109
$ 5 2-Chlorophenol-d4	856.6	402.4	46.97	34-101
$ 10 1,2-Dichlorobenzen	571.1	220.5	38.61	30-84
$ 18 Nitrobenzene-d5	571.1	255.0	44.65	28-103
$ 36 2-Fluorobiphenyl	571.1	250.7	43.90	33-104
$ 55 2,4,6-Tribromophen	856.6	450.8	52.63	27-134
$ 66 Terphenyl-d14	571.1	192.2	33.66	31-120

Data File: /chem3/nt4.i/20050803.b/ih28od1.d
Date : 03-AUG-2005 23:51
Client ID: AN-RI-SEDCZ-08B
Sample Info: IH280
Volume Injected (uL): 1.0
Column phase: RTX-5

Instrument: nt4.i
Operator: VS
Column diameter: 0.32

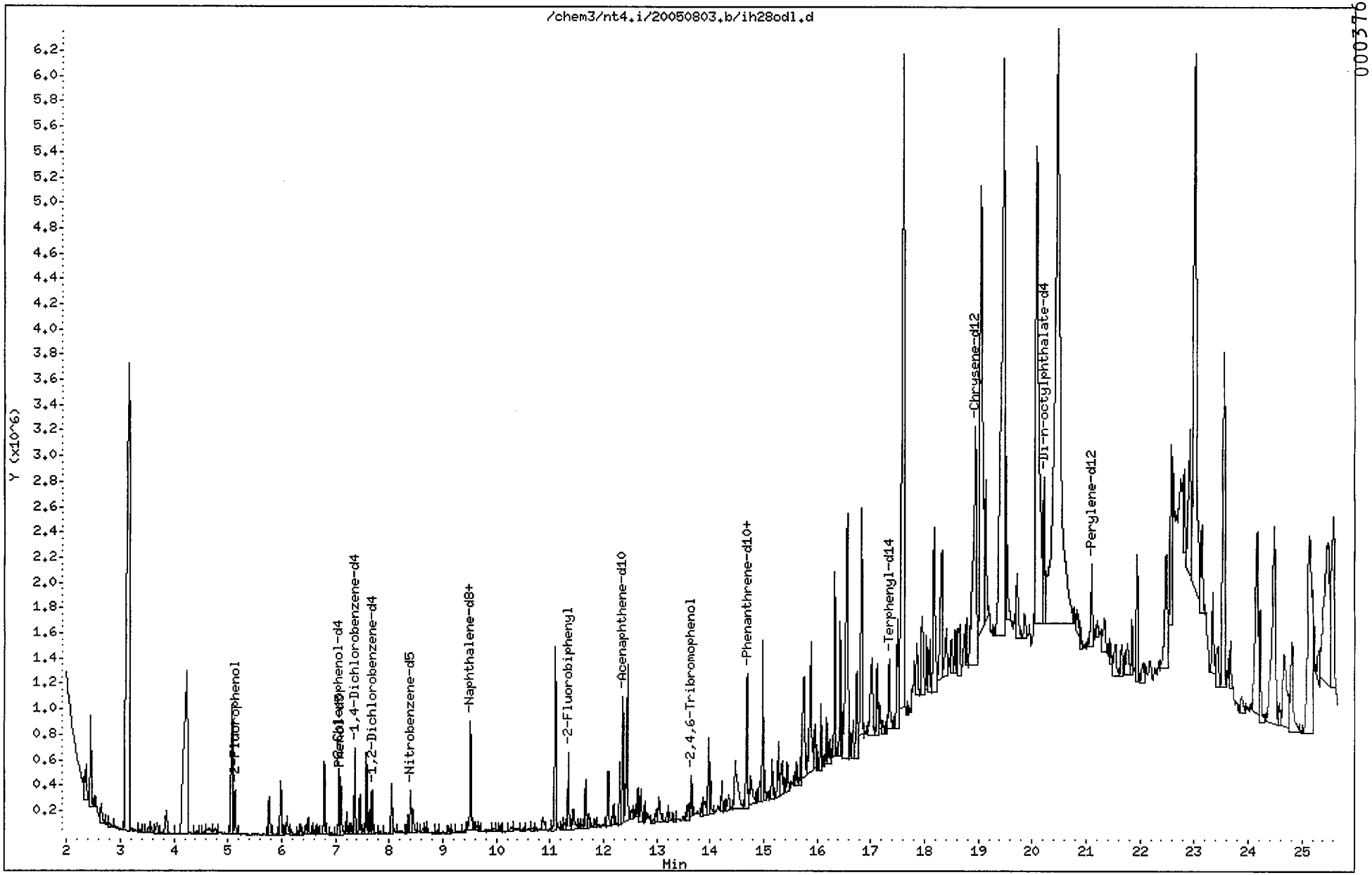

Data File: /chem3/nt4.i/20050803.b/ih28od1.d

Date : 03-AUG-2005 23:51

Client ID: AN-RI-SEDCZ-08B

Instrument: nt4.i

Sample Info: IH280

Volume Injected (uL): 1.0

Operator: VS

Column phase: RTX-5

Column diameter: 0.32

15 4-Methylphenol

Concentration: 115.0 ug/kg

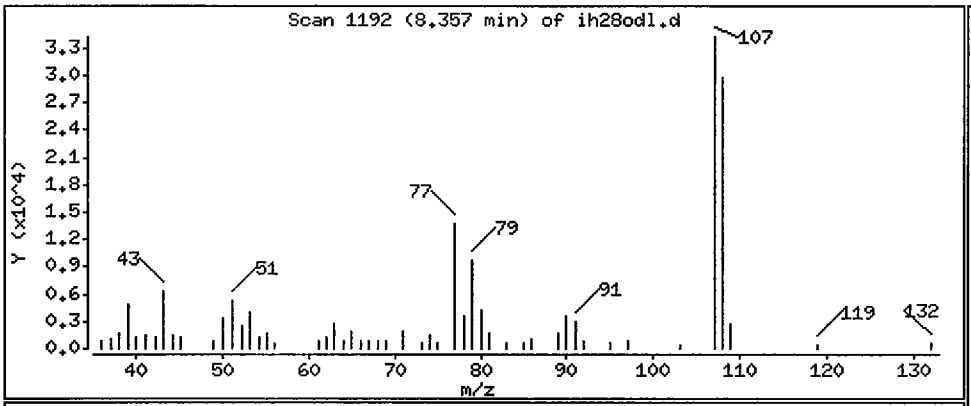

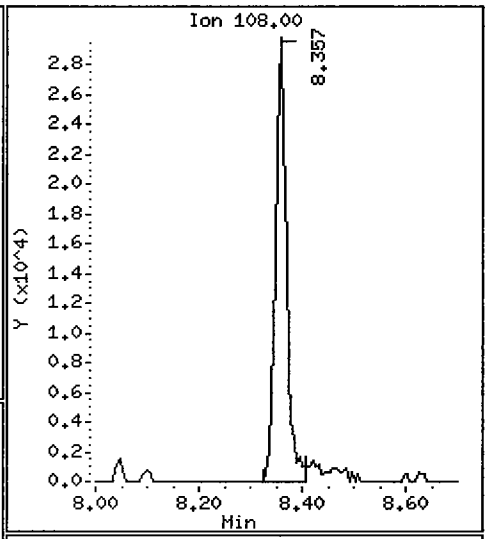

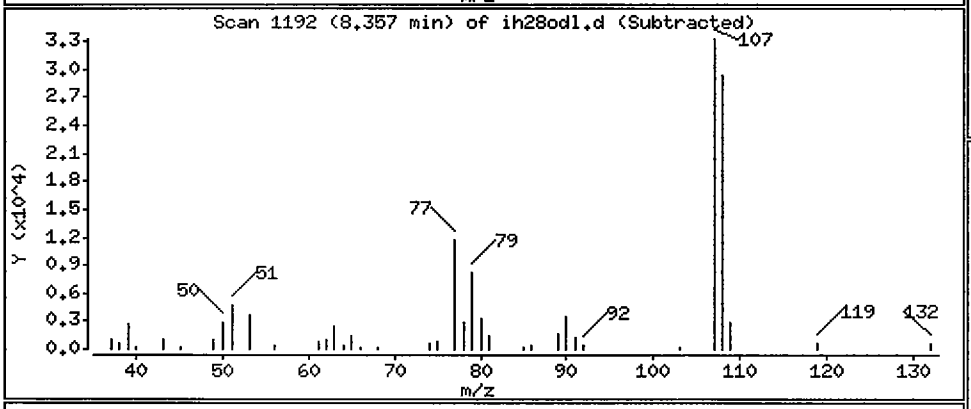

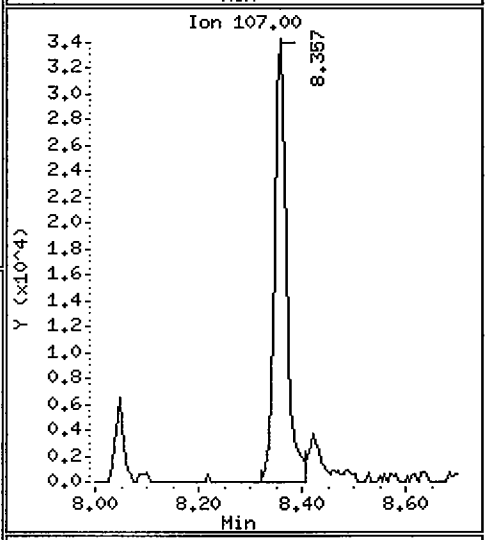

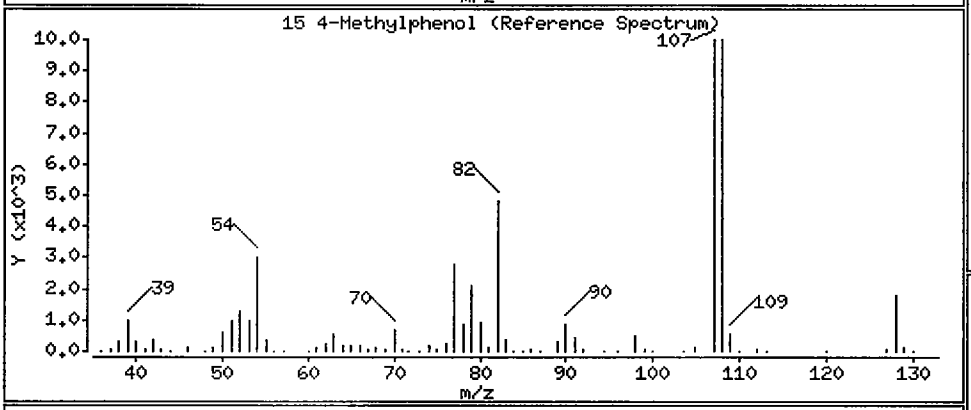

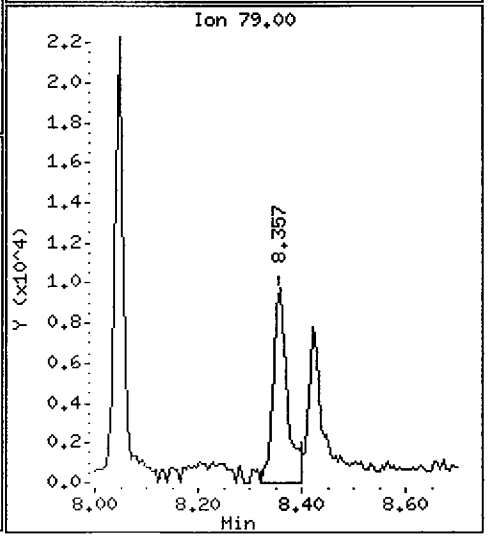

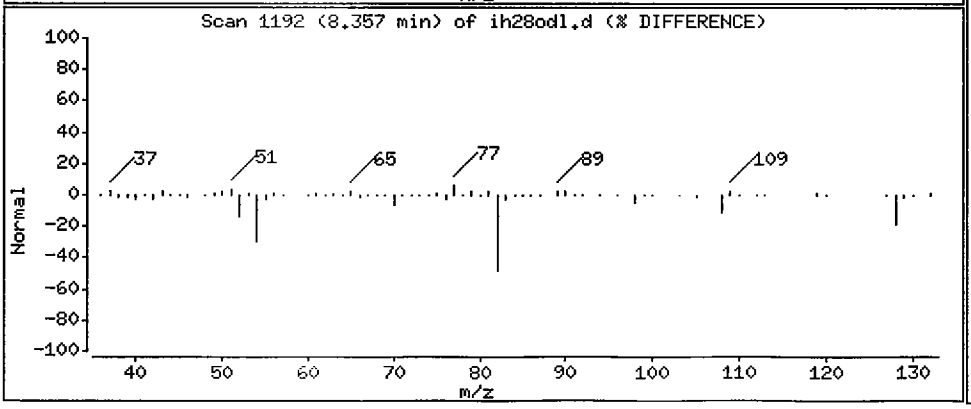

Data File: /chem3/nt4.i/20050803.b/ih28odl.d

Date : 03-AUG-2005 23:51

Client ID: AN-RI-SEDCZ-08B

Instrument: nt4.i

Sample Info: IH280

Volume Injected (uL): 1.0

Operator: VS

Column phase: RTX-5

Column diameter: 0.32

28 Naphthalene

Concentration: 43.17 ug/kg

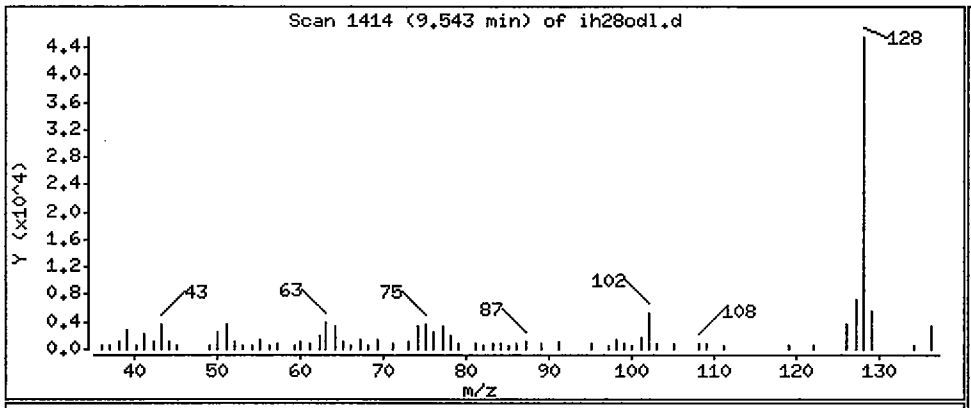

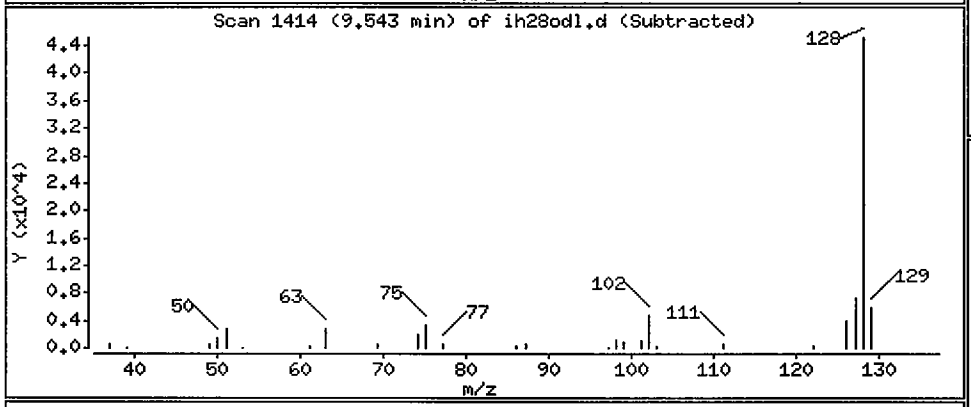

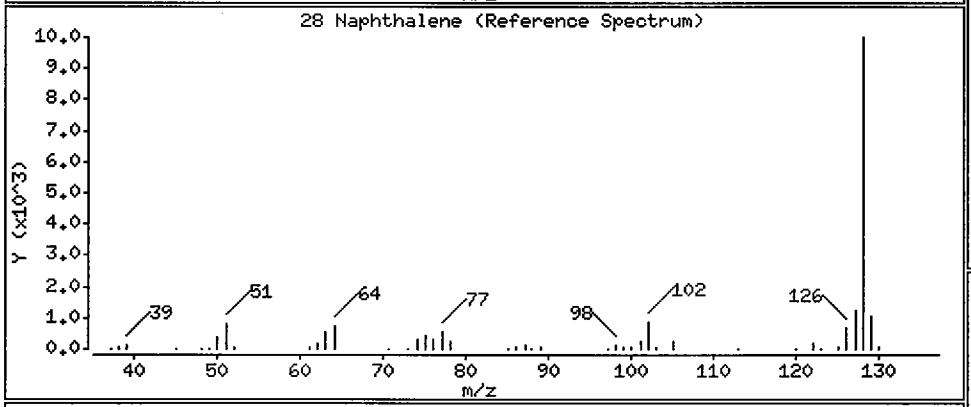

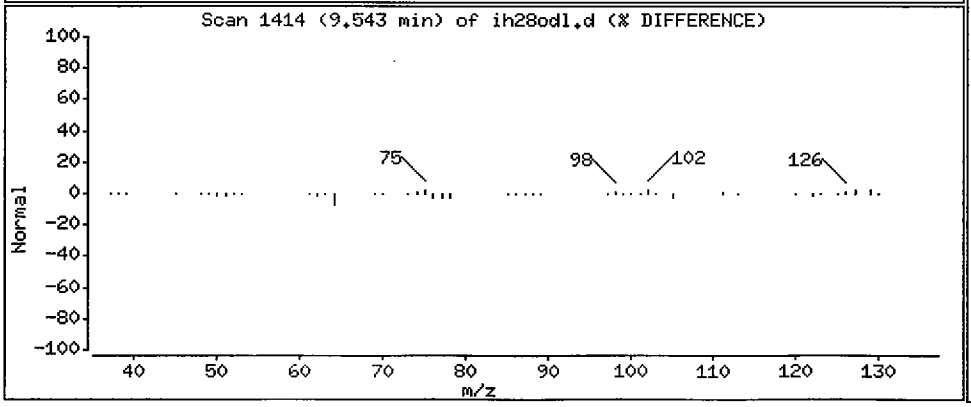

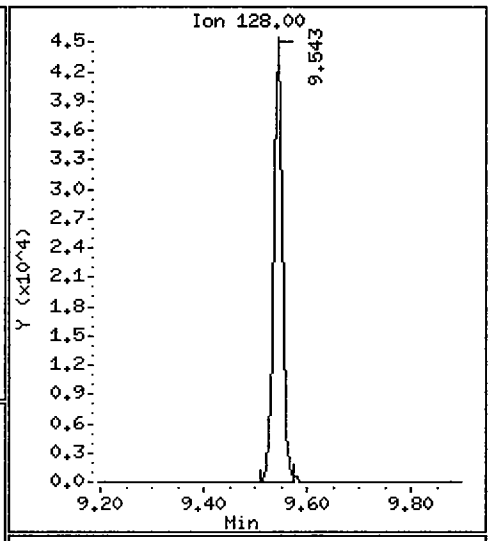

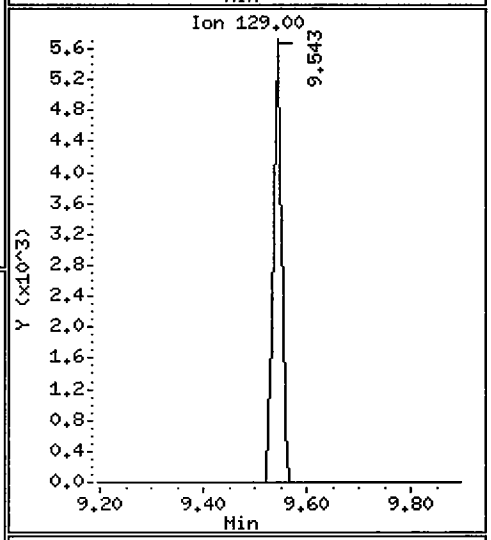

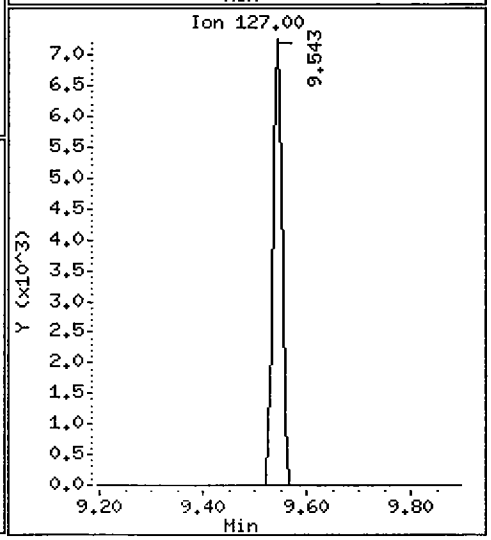

Data File: /chem3/nt4.i/20050803.b/ih28odl.d

Date : 03-AUG-2005 23:51

Client ID: AN-RI-SEDCZ-08B

Instrument: nt4.i

Sample Info: IH280

Volume Injected (uL): 1.0

Operator: VS

Column phase: RTX-5

Column diameter: 0.32

60 Phenanthrene

Concentration: 40.67 ug/kg

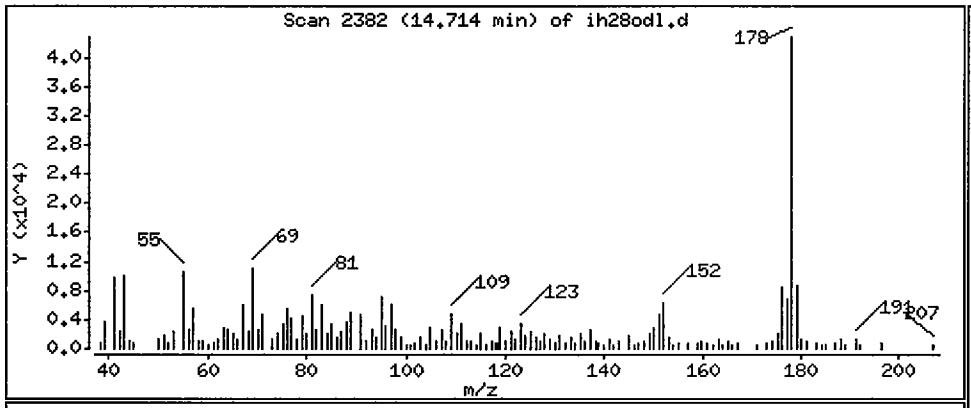

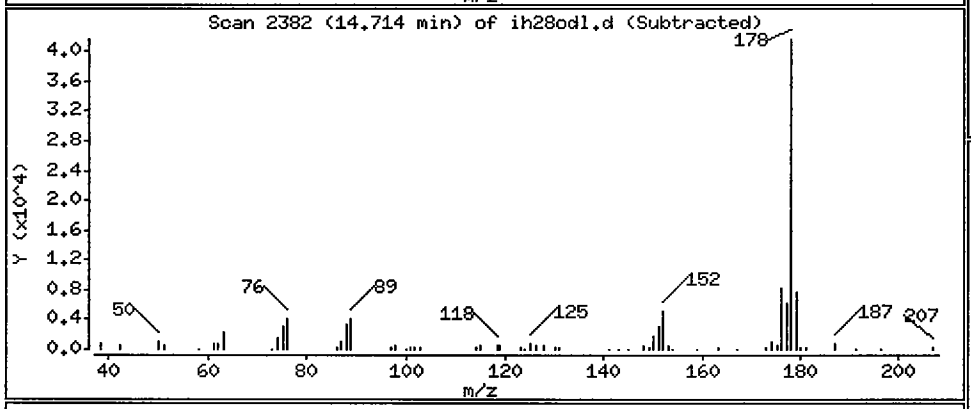

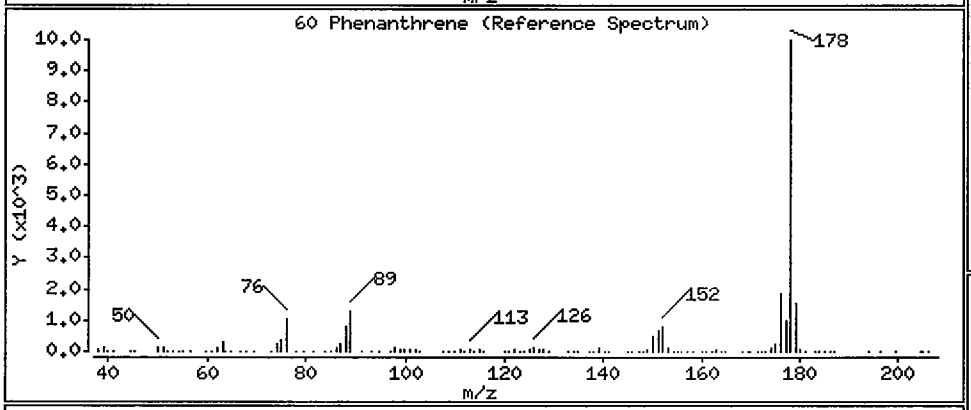

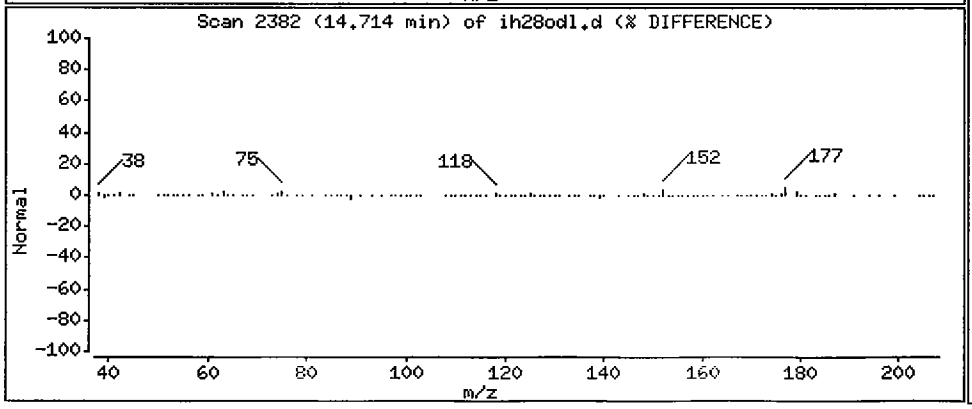

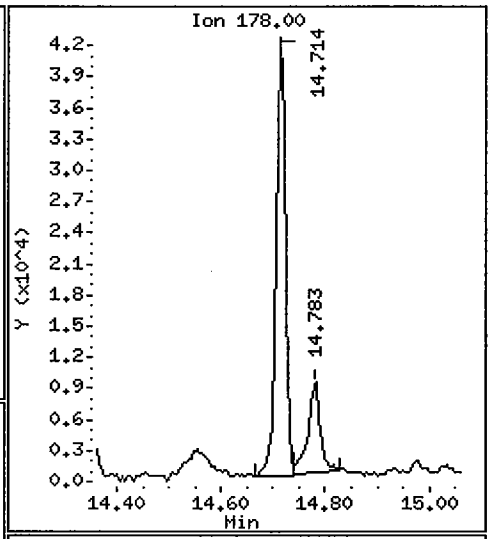

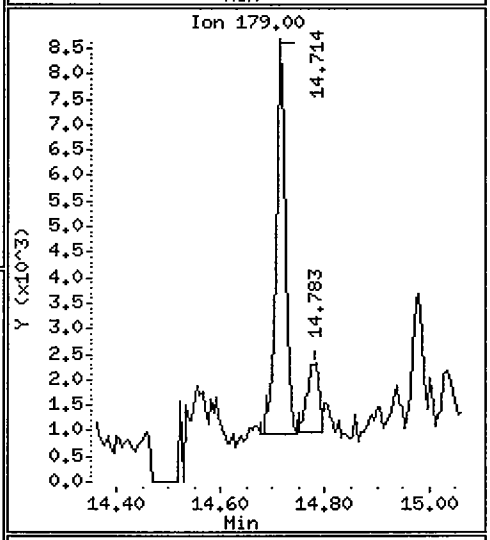

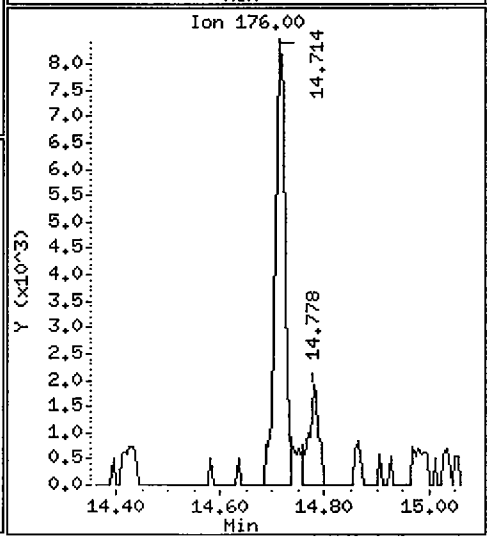

Data File: /chem3/nt4.i/20050803.b/ih28odl.d

Date : 03-AUG-2005 23:51

Client ID: AN-RI-SEDCZ-08B

Instrument: nt4.i

Sample Info: IH280

Volume Injected (uL): 1.0

Operator: VS

Column phase: RTX-5

Column diameter: 0.32

64 Fluoranthene

Concentration: 50.37 ug/kg

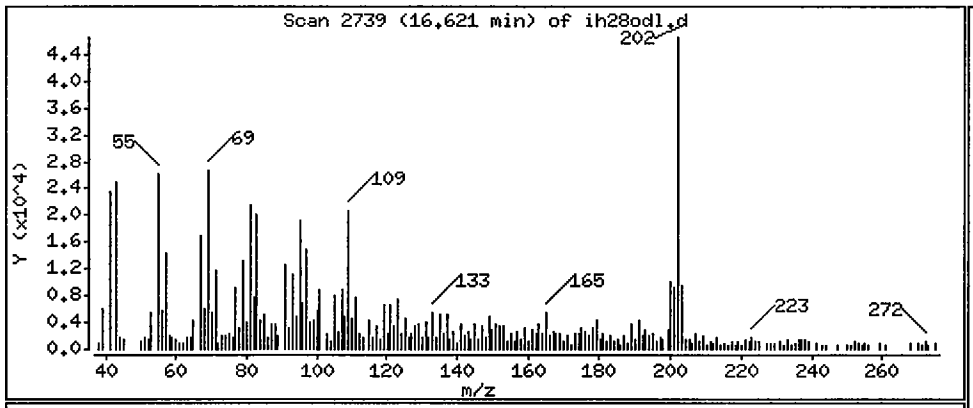

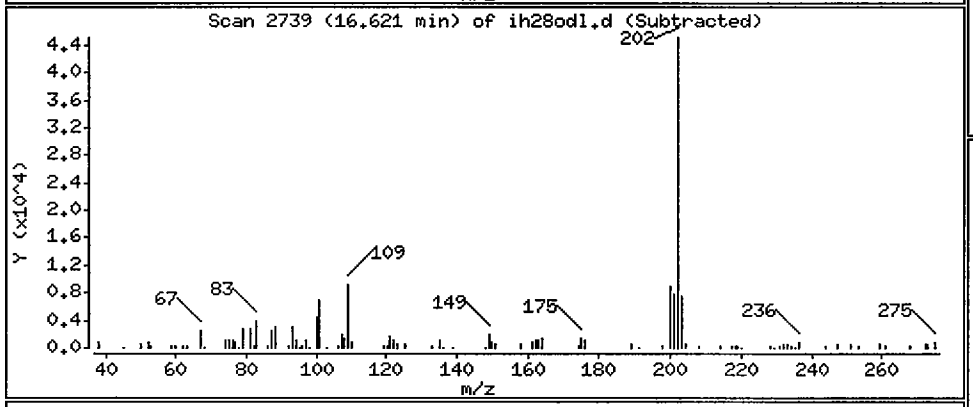

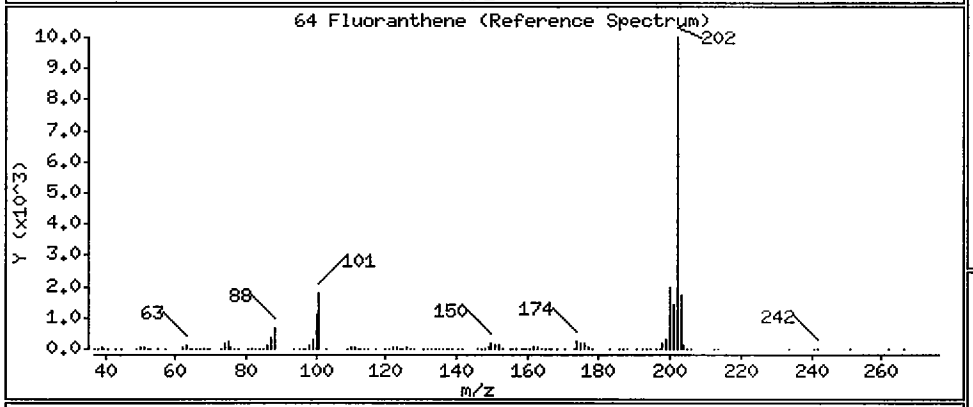

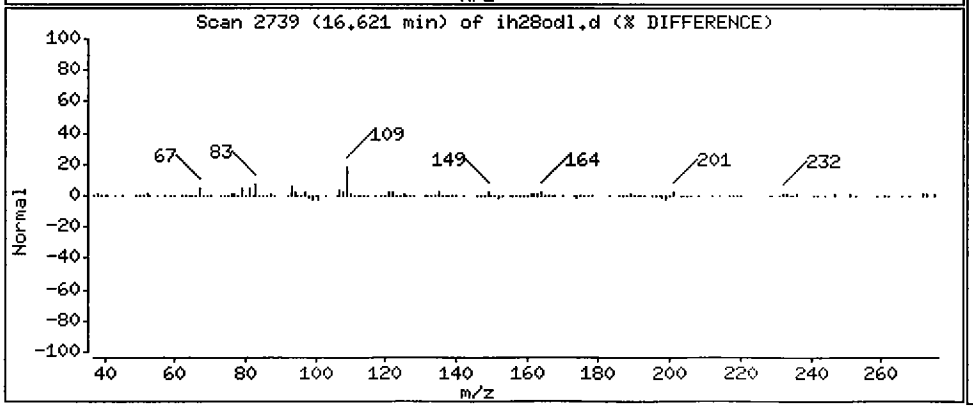

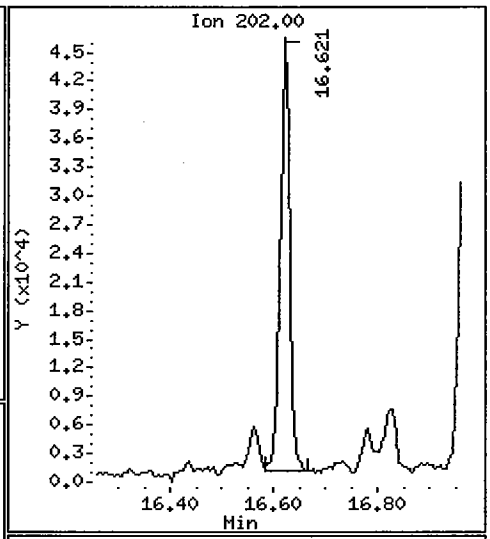

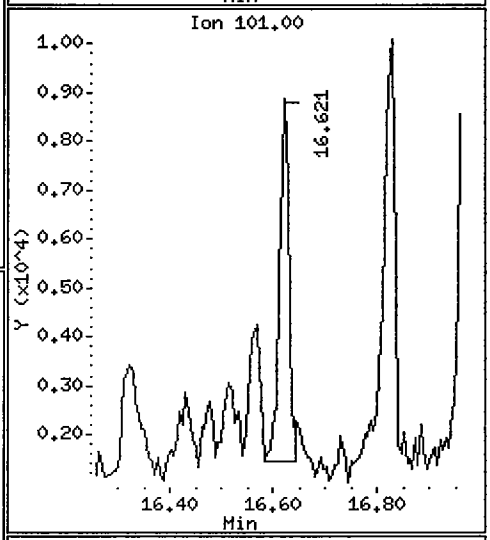

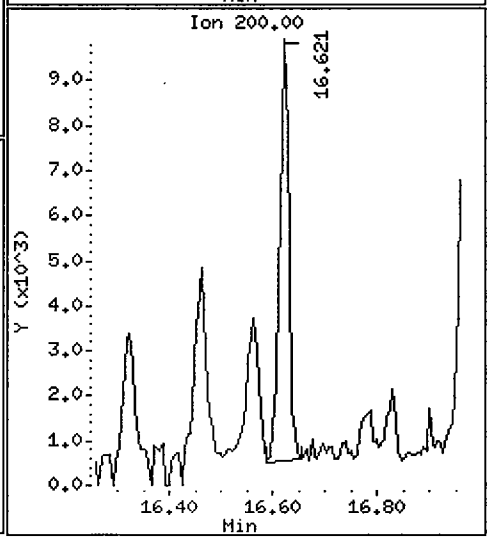

Data File: /chem3/nt4.i/20050803.b/ih28od1.d

Date : 03-AUG-2005 23:51

Client ID: AN-RI-SEDCZ-08B

Instrument: nt4.i

Sample Info: IH28O

Volume Injected (uL): 1.0

Operator: VS

Column phase: RTX-5

Column diameter: 0.32

65 Pyrene

Concentration: 34.32 ug/kg

